

2

1

GENERAL NOTES

- WRAP PARTS INDIVIDUALLY TO PROTECT SURFACES PRIOR TO SHIPMENT. ENSURE THAT PARTS ARE SEPARATED FROM EACH OTHER DURING SHIPPING TO AVOID DAMAGE
- MI (MONTANA INSTRUMENTS) CAN PROVIDE A CAD FILE FOR THIS PART UPON REQUEST. FABRICATED PARTS SHALL BE COMPLETED IN ACCORDANCE WITH THIS DRAWING. USE OF SOLID MODEL OR CAD FILES PROVIDED BY MI IS AT THE SOLE RISK OF THE MANUFACTURER OR SUPPLIER.

FINISHING NOTES

REVISIONS			
REV.	DESCRIPTION	Rev. By	DATE
A1	INITIAL RELEASE		

D

D

C

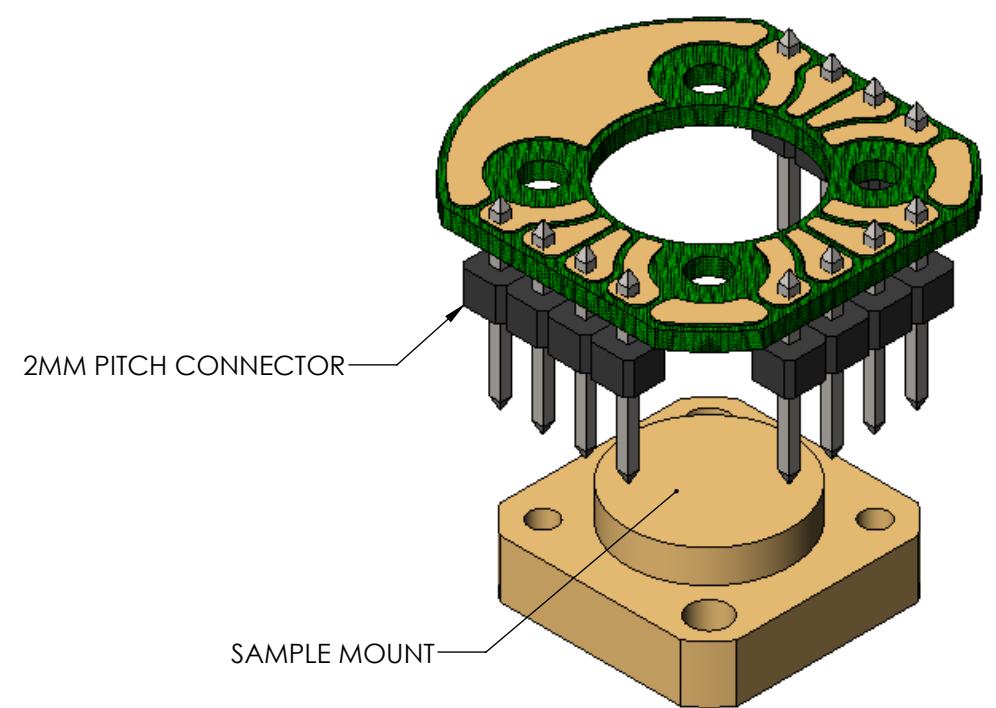
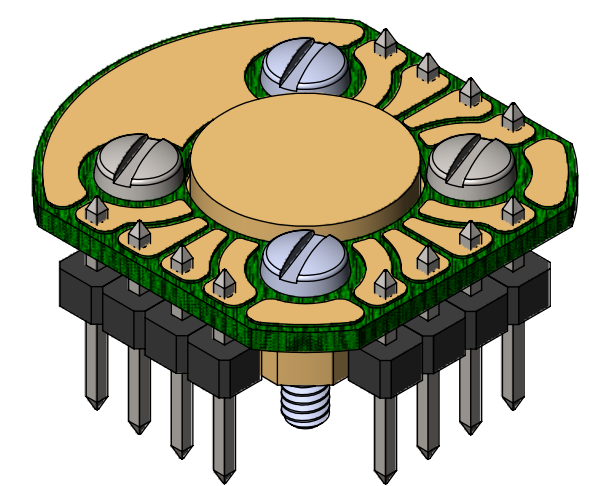
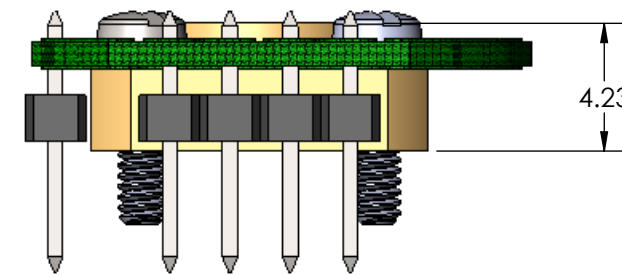
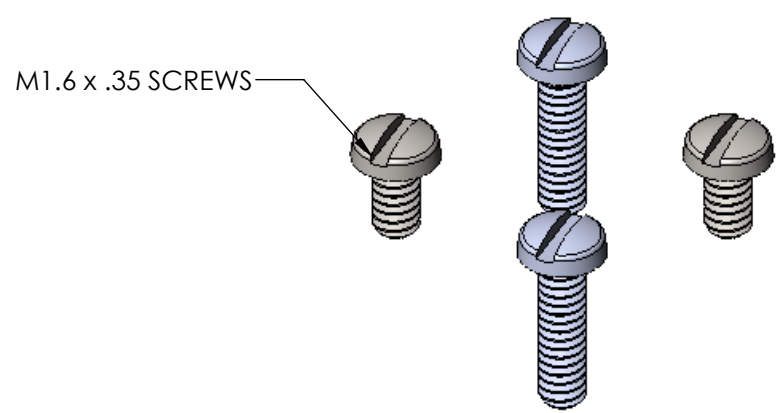
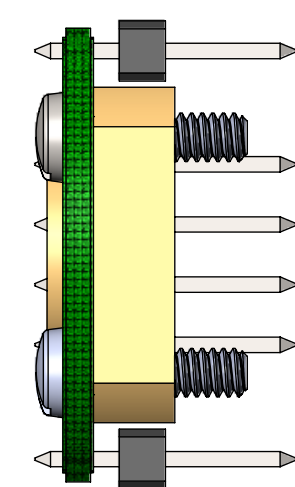
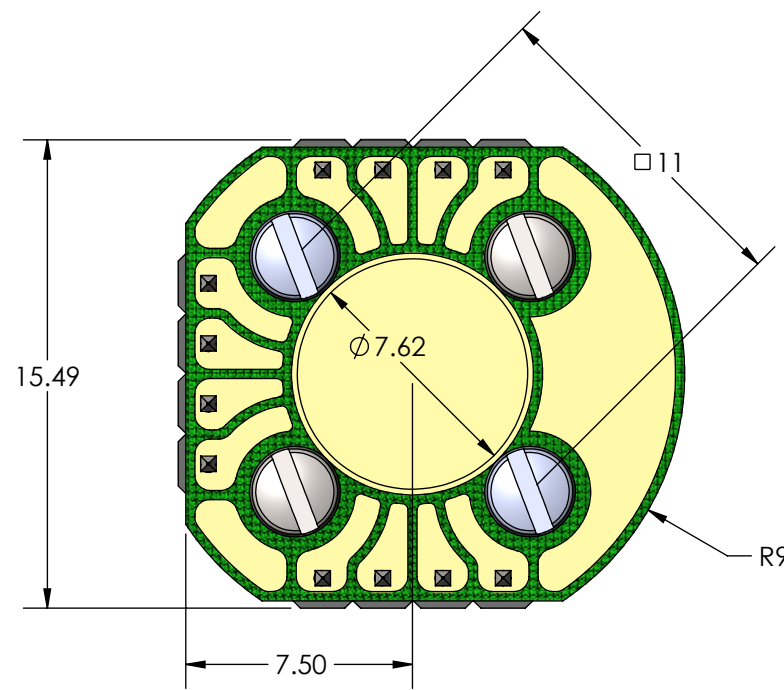
C

B

B

A

A



DIMENSIONS ARE IN INCHES TOLERANCES ARE		APPROVALS		DATE		CB12 Assembly			
DECIMALS		FRACTIONS		DRAWN		FILENAME: 4100-120.SLDDRW			
.X ±.05	.XXX ±.005	±1/64	ANGLES	Ben L.		4/10/15		MONTANA INSTRUMENTS	
.XX ±.01	.XXX ±.0005	±1°		CHKD		4/10/15		BOZEMAN, MT	
.XXX ±.0000				DESIGNED				DRAWING NO.	
MATERIAL								4100-120	
FINISH								DRAWING NO.	
								4100-120	
DO NOT SCALE DRAWING		NEXT ASSY		USED ON		SCALE		SHEET	
PREPARED IN SOLIDWORKS						4:1		1 OF 1	

2

1