

QUICK GUIDE TO GRAPHICS IN TOTAL CONTROL 2.0

TOTAL CONTROL 2.0

GRAPHICS

Overview:

This guide is designed to provide basic information about graphic customization and/or personalization. All graphic files are **embedded** in the programming file.

For detailed instruction on modifying graphics please refer to the **Accelerator 2.0 Programming Guide**.

The following categories are covered in this document:

- **Background Images**
- **Room's Menu & Scene Images**
- **Category and Device Icons**



TOTAL CONTROL 2.0

GRAPHICS

Background Images:


Recommended Minimum: **2048 x 2048**

Maximum Resolution: **4096 x 4096**

Accelerator 2.0 supports the following file types:

- **JPEG**
- **PNG** (currently does not support alpha channel)

Accelerator 2.0 automatically crops the graphic to a **16:9** ratio and rotates based on the interface orientation (portrait/landscape).



PORTRAIT



LANDSCAPE

Room's Menu & Scene Images:

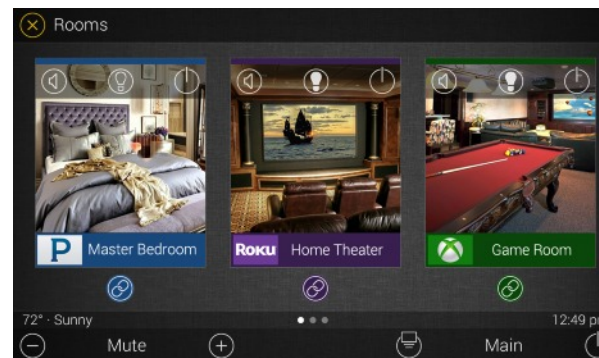
Dimensions: **1140 x 1140**

Accelerator 2.0 supports the following file types:

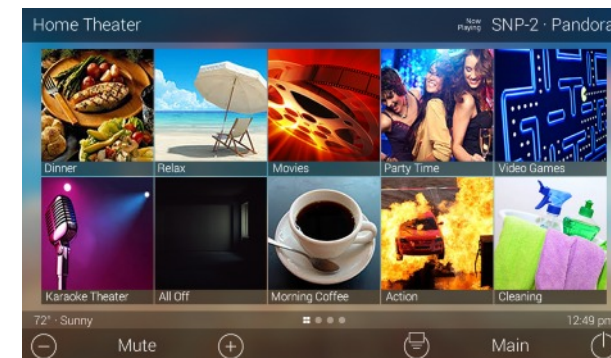
- **JPEG**
- **PNG** (supports alpha channels)

Images can be located **anywhere** on the PC.

ROOM'S MENU



SCENES MENU



TOTAL CONTROL 2.0

GRAPHICS

Device & Category Icons:

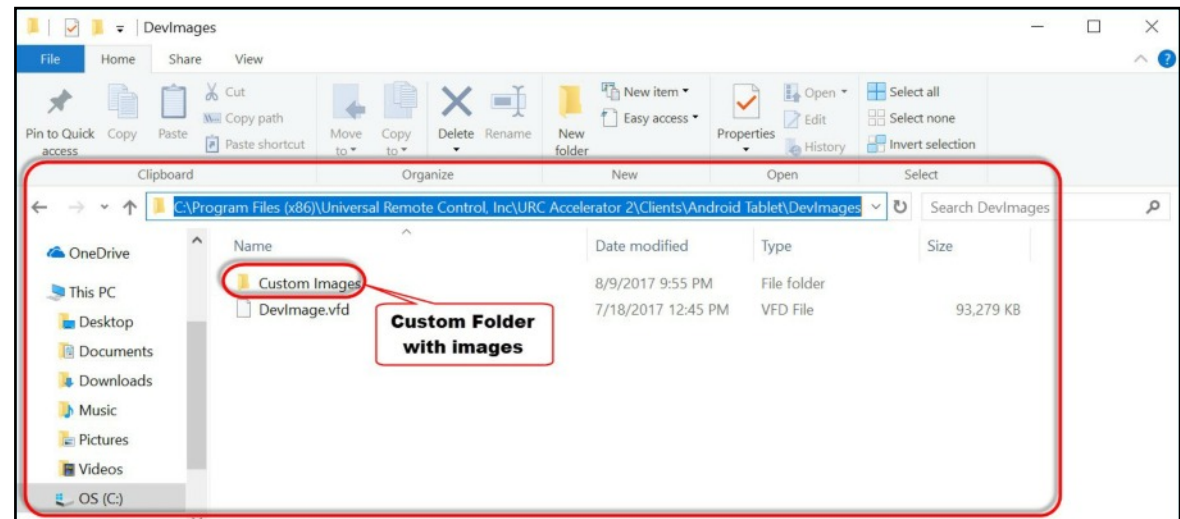
Dimensions: **675 x 450**

Accelerator 2.0 supports the following file types:

- **JPEG**
- **PNG** (currently does not support alpha channels)

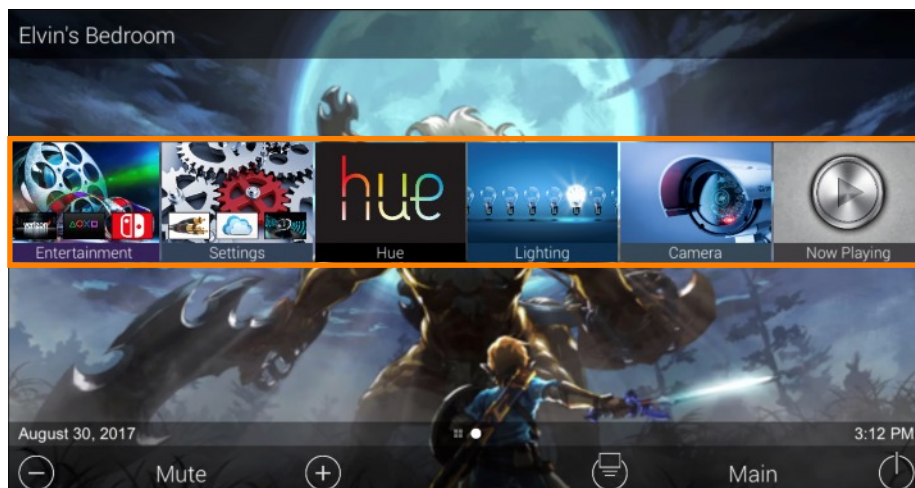
Images must be located in the specified location below:

This file path **ONLY** works if the Accelerator 2.0 software was installed in its default location.



C:\Program Files (x86)\Universal Remote Control, Inc\URC Accelerator 2\Clients\Android Tablet\DevImages

CATEGORY ICONS



DEVICE ICONS

