



## Interpreting Turnitin Originality Reports

This guide will provide a brief introduction to using and interpreting Originality Reports in Turnitin via Canvas.

Turnitin (TII) Originality reports allow you to see if sections of your writing are a near or exact match to other writing sources such as peer papers, internet materials, other scholarly publications, and even your own previously submitted work. This tool is intended to help you improve your writing and prevent incidences of plagiarism.

**CSU-Global's Plagiarism Policy states:**

- CSU-Global accepts an overall originality check similarity score of 30% or less, with no more than 20% of the student's paper containing quoted material.... Quoted material should be used with discretion and include correct formatting in compliance with the CSU-Global Guide to Writing and APA.

**CSU-Global's Reusing and Repurposing One's Own Work Policy states:**

- No more than 20% of an assignment's content shall consist of quoted material (from either an external source or your own previously submitted content) unless the student has obtained permission from the current instructor.

**Checking Turnitin (TII) Originality Reports in Canvas:**

- If you would like to check your Turnitin Similarity Score before submitting the assignment to be graded, be sure to label the assignment with the word **DRAFT**. This will ensure that your faculty member will not grade this version of the assignment. When you are ready to submit your assignment for grading, be sure to label the document **FINAL**. This label will let your instructor know that this document should be graded. As a best practice, you should also appropriately make note of either **DRAFT** or **FINAL** in the comments section when submitting.

With these policies and process for Canvas in mind, let's review how to use and interpret TII Originality reports. Turnitin is found in each assignment area in Canvas. Assignments must be submitted before an Originality Report is generated. When you are ready to submit an assignment, click the appropriate module and assignment link **(1)**. You will need to upload your assignment labeled **DRAFT**, acknowledge the user agreement, make a note of **DRAFT** in the comments section, and click the "Submit Assignment" button **(2)**.

**(1)**

[Home](#)  
[Modules](#)  
[Discussions](#)  
[Assignments](#)

### Module 3: Critical Thinking

---

Due

No Due Date

Points

90

Submitting

a file upload

---

Critical Thinking Assignment (90 Points)

[Submit Assignment](#)

(2)

File Upload Google Doc Media

Upload a file, or choose a file you've already uploaded.

File: Choose File No file chosen

+ Add Another File

Click here to find a file you've already uploaded

Comments...

☐ I agree to the tool's End-User License Agreement. Ⓔ

This assignment submission is my own, original work

Cancel Submit Assignment

Turnitin searches the text in your submitted file for existing matches in the Turnitin database. It then highlights the matching text in an Originality Report. To locate the Originality Report, navigate to the Grades section of the course. Look for the appropriate Module and click on “Originality Report” to view the results (3).

(3)

DEV\_PSD\_101 > Grades > Student Test

Home Modules Discussions Assignments **Grades** People Library Course Guide Smarthinking Zoom

Grades for Student Test

Print

Total: N/A

Show All Details

Course assignments are not weighted.

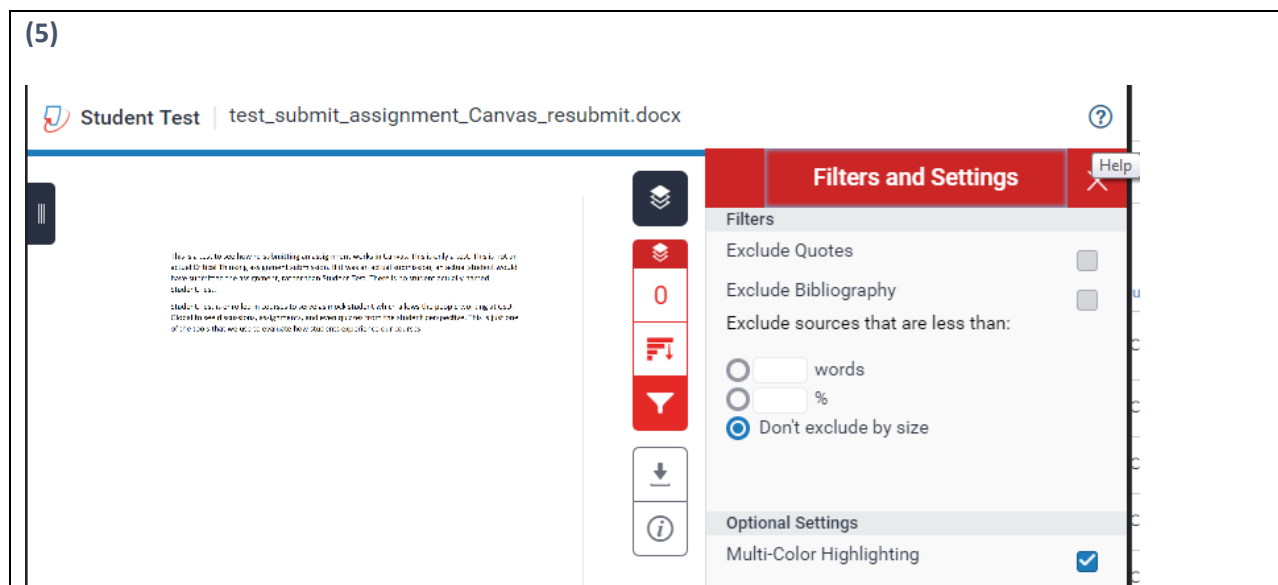
☒ Calculate based only on graded assignments

You can view your grades based on What-If scores so that you know how grades will be affected by upcoming or resubmitted assignments. You can test scores for an assignment that already includes a score, or an assignment that has yet to be graded.

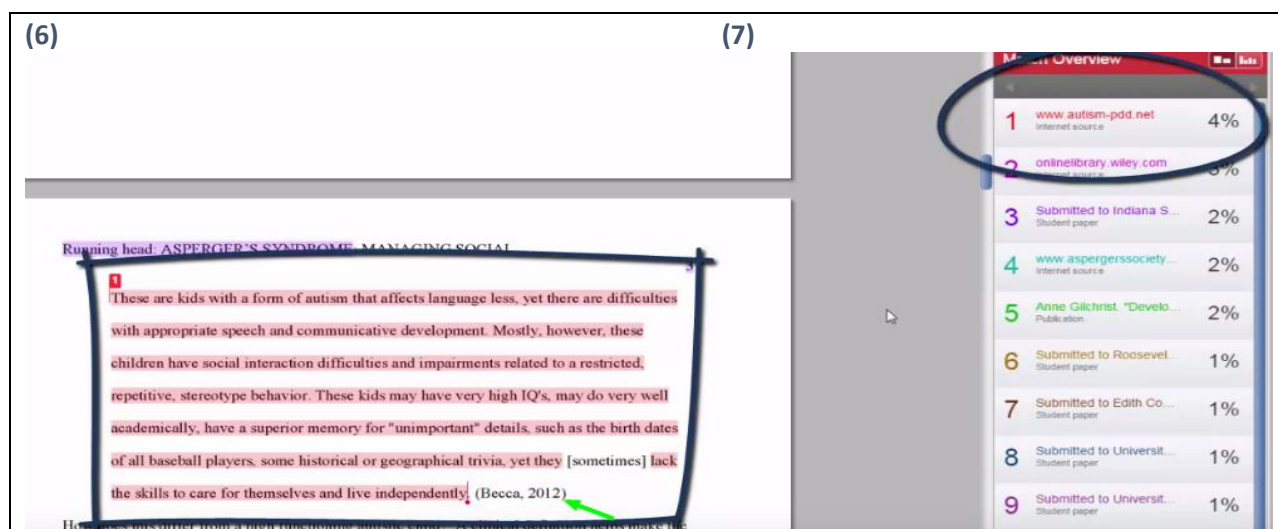
Name	Due	Status	Score	Out of
Module 1: Discussion Forum			-	25
Module 1: Mastery Exercise			-	10
Module 2: Critical Thinking Assignments			90	90
Module 2: Discussion Forum			-	25

Originality Report

The top right-hand side of the page will show your assignment’s similarly score (4). The percentage indicated is based on your assignment’s overall similarity to materials in the TII database. This area will also allow you to set filters (5). The filters will exclude quoted text, bibliography entries, and small matches in this area. After you apply the filters, the similarity score will be recalculated.



The left column contains the text of the student paper (6). The text that matches materials in the Turnitin database is highlighted on the right (7).

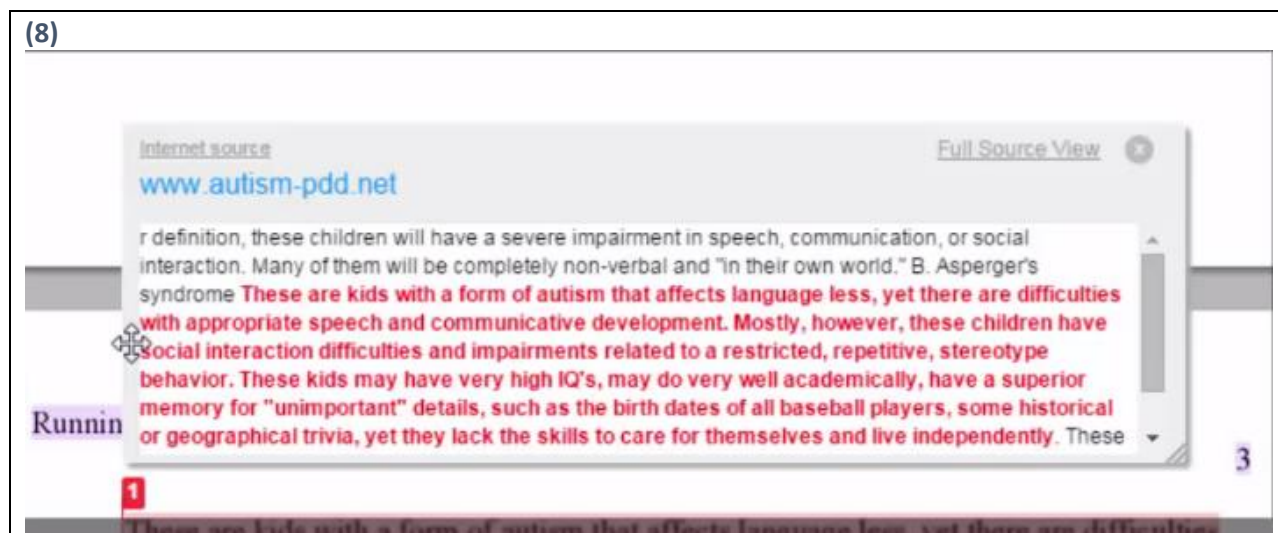


The Match Overview pane on the right contains a list of the sources within the Turnitin database that match the highlighted text in the student paper. Each of the highlighted sections of text will have will have a number that corresponds to the list of matches on the right.

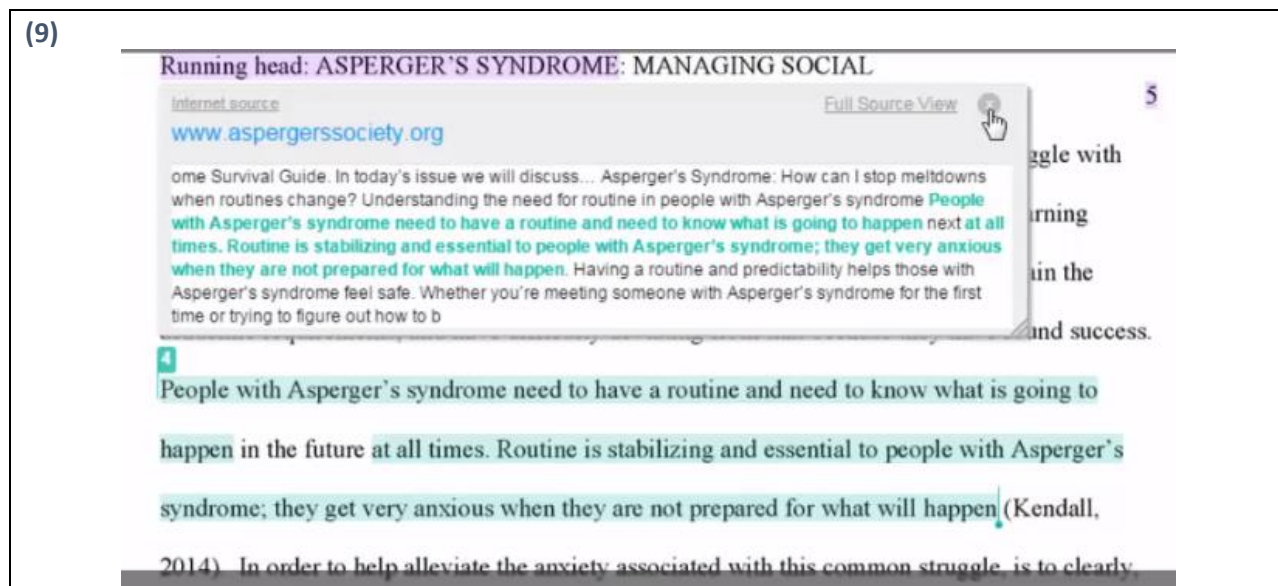
In this instance, the writer is using a direct, block quote and has cited the material. However, the writer needs to include either a page or paragraph number to complete the citation. When that information is added, this instance should not count toward the similarity score.

It is important to note that Turnitin will not evaluate the nature of the matches found. It will be your job to evaluate what the matches indicate. Because Turnitin will flag properly cited material, **a high similarity percentage does not always indicate plagiarism**. Similarly, **a paper with a low similarity index can still have strings of text that have been improperly cited**. Instead of focusing on reaching a certain percentage, you should review the results by individual match.

Clicking any of the highlighted sections of the paper will expand the match context via a full source view. This allows you to see how that information was presented in the original source (8).



In this second match instance, the writer has nearly copied the original source word-for-word and the passage is poorly paraphrased. This is an example of a passage that needs to be reworked (9).



Finally, there are some important questions to keep in mind when assessing content with high similarity scores, such as:

- Is the highlighted portion of the work cited appropriately?
- Is the material correctly paraphrased or summarized?
- Can this information be presented without long quotes?
- Is the information conveyed in my own words?
- Does the similarity score meet CSU-Global Plagiarism Policy expectations?

**CSU-Global offers numerous resources to help you with writing and citations:**

- [CSU-Global Guide to Writing and APA](#)
- [CSU-Global Writing Center](#)
- Access Smarthinking Tutoring from the Student Portal and from Course Navigation in every course in Canvas
- Your instructor

**We look forward to supporting your efforts and your success!**