

Subject
RAPTAIR-MF CKP (Speed Sensor) Gap Setting

## System or Parts affected

RAPTAIR-MF
<ul style="list-style-type: none"> <li>• D600005</li> <li>• D600007</li> </ul>

## Quick Test

- Make sure key is in "Off" position.
- Remove the service panel off of the RAPTAIR-MF.
- Locate the crank position sensor and using a feeling gauge measure the distance between the sensor and the flywheel teeth, the gap should be 0.050




Figure 1

Document	Version	Department	Revision Details	Revised by	Tech	Engineering	Implemented
EXT-MF-007	A	Tech	Document Release	SP 9 Nov 2015	BC 10 Nov 2015	N/A	10 Nov 2015

Subject
RAPTAIR-MF CKP (Speed Sensor) Gap Setting




Figure 2




Figure 3

Document	Version	Department	Revision Details	Revised by	Tech	Engineering	Implemented
EXT-MF-007	A	Tech	Document Release	SP 9 Nov 2015	BC 10 Nov 2015	N/A	10 Nov 2015