



MEMBERSHIP

Analytics Dashboard Guide
October 2016



Table of Contents

| | |
|--|----|
| 1. Overview | 3 |
| Current..... | 3 |
| 1.1 Key Metrics | 3 |
| 1.2 Member Summary | 3 |
| 1.3 Running Member Count | 3 |
| 1.4 Member Status..... | 4 |
| Member Pool..... | 4 |
| 1.5 Member Pool Summary | 4 |
| 1.6 Renewed V.S. Discontinued Members From Previous Year | 4 |
| 1.7 Member Status (Expired Members)..... | 5 |
| 1.8 Duplicate Accounts | 6 |
| 2. Members | 7 |
| 2.1 Members Volume and Value..... | 7 |
| 2.2 New MEmber Volume | 7 |
| 2.3 Members Volume by Gender..... | 8 |
| 2.4 Age Distribution..... | 9 |
| 2.5 Member Distribution | 10 |
| 3. Subscriptions | 11 |
| 1.1 Subscriptions Key Metrics..... | 11 |
| 1.2 Top 10 Subscriptions For this Calendar Year..... | 11 |
| 1.3 Subscription Listing | 11 |
| 1.4 Members Value by Gender | 11 |
| 4. Payments | 13 |
| Overview..... | 13 |
| 1.5 subscription Split Summary for Current Year | 13 |
| 1.6 Subscription Payment Comparison..... | 13 |
| 1.7 Subscription Payment Type Comparison | 14 |
| 1.8 Payment Type | 14 |
| 1.9 Top 10 Spending Suburbs | 15 |
| Received Payments | 15 |
| 1.10 Subscription Payments Received Running Total Trend | 15 |
| 1.11 Subscription Payments Received Trend | 16 |
| 1.12 Top 20 Recent Subscription Payments Received..... | 16 |
| Outstanding Payments | 16 |
| 1.13 Outstanding Payment Running Total Trend | 16 |
| 1.14 Outstanding Payment Trend | 17 |
| 1.15 Top 20 Oldest Subscription Payments Outstanding..... | 17 |

1. Overview

This dashboard provides a snapshot of key data for members and memberships, including current season and member pool tabs.

Current tab shows the member statistics for current season. Current season is measured by members who are not expired on the date the report was run.

Member Pool tab shows the member statistics for the whole member pool, including current members and expired members.

**Note:*

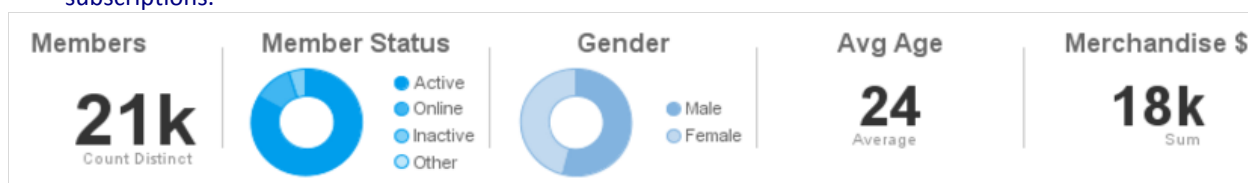
1. The counts and values in this dashboard are rolled up from child organisations if the user runs the report from upper level organisation. For example, if a user runs a report from an org at national level, the figures in the report contains data from state and club level.

2. Deleted and Transferred Out members are excluded

CURRENT

1.1 KEY METRICS

This shows the key metrics of members, and merchandise revenue generated along with membership subscriptions.



Drill Functionality

Not available

1.2 MEMBER SUMMARY

Summarise and compare the member volume between current and previous year.

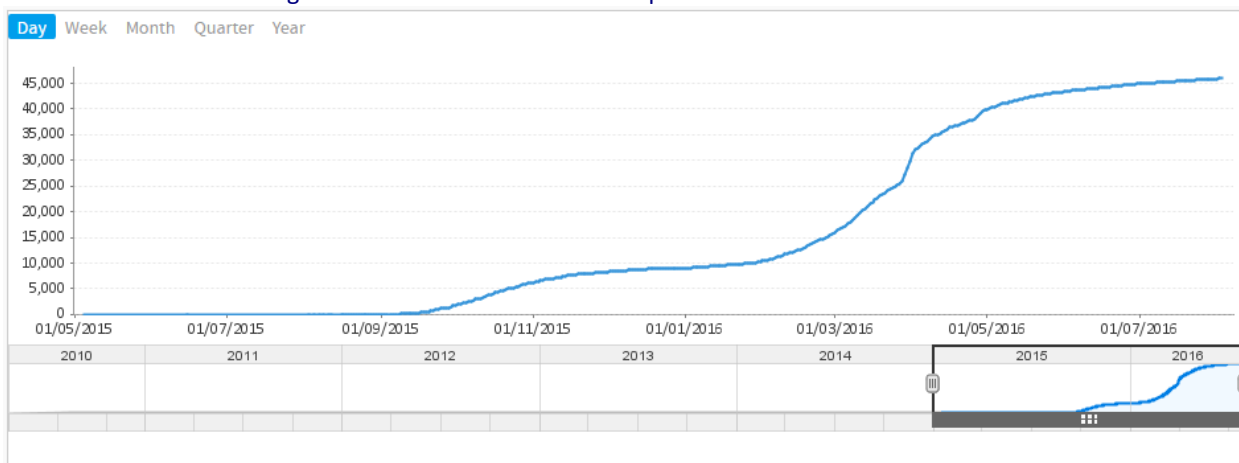
| Organisation Name | Members (Current Year) | Members (Prev Year) | % Of Change | Renewed from Prev Year | Retention Rate |
|-------------------|------------------------|---------------------|-------------|------------------------|----------------|
| | 25,421 | 26,636 | -4.56% | 15,693 | 58.92% |

Drill Functionality

Not available

1.3 RUNNING MEMBER COUNT

Shows how member grows over the time since subscription starts.



1) Units are available for users to select to manipulate to view the data

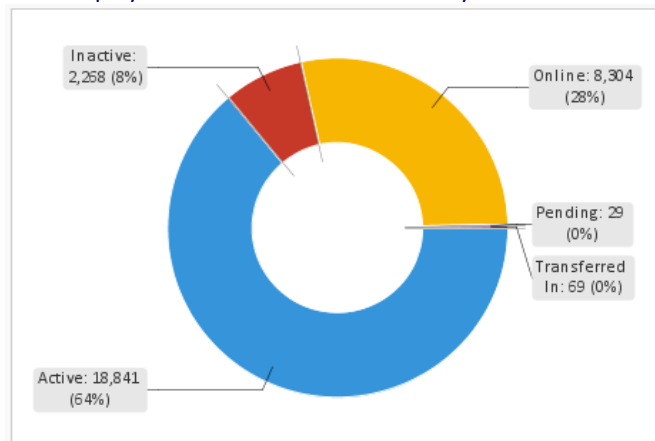
2) Drag and adjust the Date Slider under the chart allows the user to manipulate to view subsets of the data

Drill Functionality

Not available

1.4 MEMBER STATUS

Displays member volume and ratio by member status



Drill Functionality

Not available

MEMBER POOL

1.5 MEMBER POOL SUMMARY

Summarise the volume and ratio of active (current) and inactive (expired) members.

| Organisation Name | Active Members | Active % | Inactive Members | Inactive % | Total |
|-------------------|----------------|----------|------------------|------------|--------|
| | 25,421 | 45.79% | 30,092 | 54.21% | 55,513 |

Drill Functionality

The following drill-throughs are provided:

- Select Active Members count will link through to Active Member List, which lists the active members with basic information.

| Full Name | Date of Birth | Age | Gender | Email Address | No. of Subscriptions | Most Recent Sub Expiry Date |
|--------------|---------------|-----|--------|---------------|----------------------|-----------------------------|
| Daniel Smith | | | | | 1 | 31/03/2017 |
| Alex Grant | | | | | 1 | 31/03/2017 |
| Sarah Milroy | | | | | 2 | 31/03/2017 |

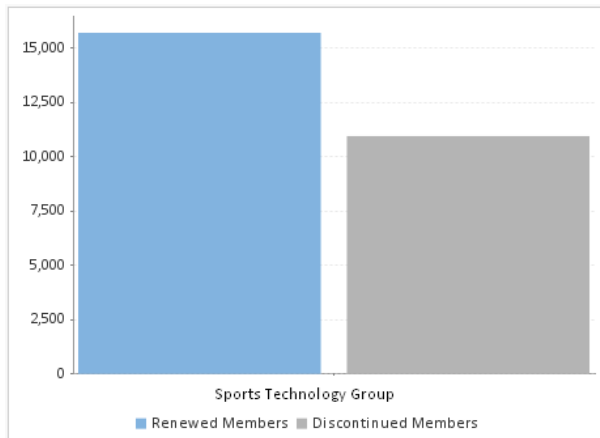


- Then click the Full Name of member to link through to Active Member Subscription Details, which provides the subscription history of the member.

| Full Name | Organisation | User Subscription ID | Subscription Name | Subscription Date | Effective Date | Expiry Date | Status | Subscription Amount |
|--------------|--------------|----------------------|-------------------|-------------------|----------------|-------------|--------|---------------------|
| Daniel Smith | | | | 21/03/2016 | 21/03/2016 | 31/03/2017 | Paid | 120.06 |

1.6 RENEWED V.S. DISCONTINUED MEMBERS FROM PREVIOUS YEAR

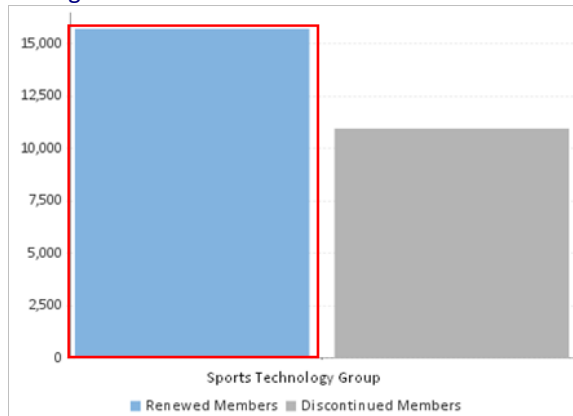
Compares the member volume between renewed and discontinued members



Drill Functionality

Drill through functionality is provided.

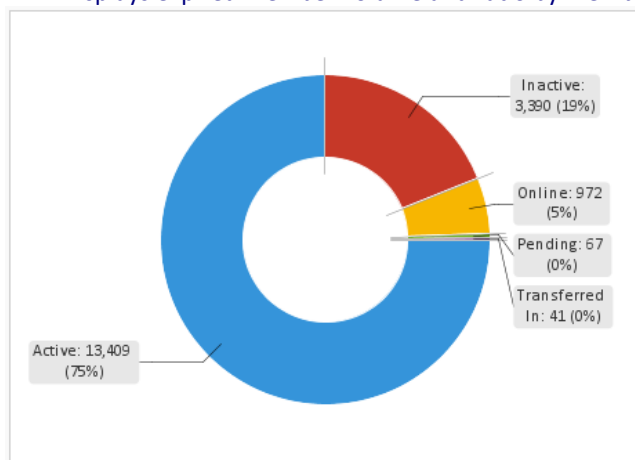
Select the number of Renewed Members/Discontinued Members, or click the bar in the chart, will link through to the member List



| First Name | Last Name | Date of Birth | Age | Gender | Email Address | No. of Subscriptions | Most Recent Sub Expiry Date |
|------------|-----------|---------------|-----|--------|---------------|----------------------|-----------------------------|
| Anne | | | | | | 1 | 31/03/2016 |
| Emmalene | | | | | | 1 | 31/03/2016 |
| Arianna | | | | | | 1 | 31/03/2016 |

1.7 MEMBER STATUS (EXPIRED MEMBERS)

Displays expired member volume and ratio by member status



Drill Functionality

Not available

1.8 DUPLICATE ACCOUNTS

Provides a list of users who have more than one user account that with the same “Full Name” + “Date of Birth” combination.

*Note:

1. For example, if the user has 2 user accounts in different organisations which link to the same parent organisation, the user will be listed in this report.
2. Deleted, and Transferred Out accounts are not included.

| Full Name | Date of Birth | Email Address | User Accounts |
|-----------|---------------|---------------|---------------|
| Aaron | | | 2 |
| Aaron | | | 2 |
| Abbi | | | 2 |

Drill Functionality

Drill through functionality is provided.

Click the number of User Accounts will link through to the Duplicate Accounts List

| Full Name | Date of Birth | Email Address | User Accounts |
|-----------|---------------|---------------|---------------|
| Aaron | | | 2 |
| Aaron | | | 2 |
| Abbi | | | 2 |



| Full Name | Date of Birth | Email Address | Member Status | Org ID | Organisation Name | Member Number |
|-----------|---------------|---------------|---------------|--------|-------------------|---------------|
| Aaron | | | Active | | | 2610 |
| Aaron | | | Active | | | 138622 |

2. Members

This dashboard provides member demographic analysis, including gender analysis, age analysis, and geographic distribution analysis

Dashboard Filters

- Member Status
- Gender
- Age

Drill Functionality

Drill down functionality is provided across all reports in this dashboard. It allows users to drill the data from upper level organisation to lower lever organisations; or from year to month, then to date.

| Level One Org Name | No. of Users | No. of Subscriptions |
|--------------------|--------------|----------------------|
| SportsTG | 41,275 | 52,871 |



| Level Two Org Name | No. of Users | No. of Subscriptions |
|--------------------|--------------|----------------------|
| test org | 41,241 | 52,700 |
| OTimsMid | 53 | 204 |
| Tier 2 | 1 | 1 |

2.1 MEMBERS VOLUME AND VALUE

Provides the active member volume and value

| Level One Org Name | No. of Users | No. of Subscriptions | Subscription Value | Avg User Value | Avg Subscription Value |
|--------------------|--------------|----------------------|--------------------|----------------|------------------------|
| SportsTG | 41,247 | 52,835 | 6,061,819.49 | 146.96 | 114.73 |

Drill Functionality

Drill down functionality is provided. It allows users to drill the data from upper level organisation to lower lever organisation by clicking "Level One Org Name" column.

2.2 NEW MEMBER VOLUME

Compares the new member volume between current calendar year and the last calendar year

Note: Members imported from old systems are excluded

Drill functionality

The following drill-downs are provided:

- 1) Drill down from **Level One Org Name**

Click Level One Org Name will drill down to lower level organisation

| No. of Members | Initial Registration Year | | |
|--------------------|---------------------------|--------|--------|
| Level One Org Name | 2015 | 2016 | Total |
| SportsTG | 21,044 | 23,179 | 44,223 |
| Total | 21,044 | 23,179 | 44,223 |



| No. of Members | Initial Registration Year | | |
|--------------------|---------------------------|--------|--------|
| Level Two Org Name | 2015 | 2016 | Total |
| OTimsMid | 21,025 | 22,743 | 43,768 |
| | 38 | 25 | 63 |
| Total | 21,063 | 22,768 | 43,831 |

- 2) Drill down from **Initial Registration Year**

Click Initial Registration Year will drill down from year to month, then from month to date.

| No. of Members | Initial Registration Year | | |
|--------------------|---------------------------|--------|--------|
| Level One Org Name | 2015 | 2016 | Total |
| SportsTG | 21,044 | 23,179 | 44,223 |
| Total | 21,044 | 23,179 | 44,223 |



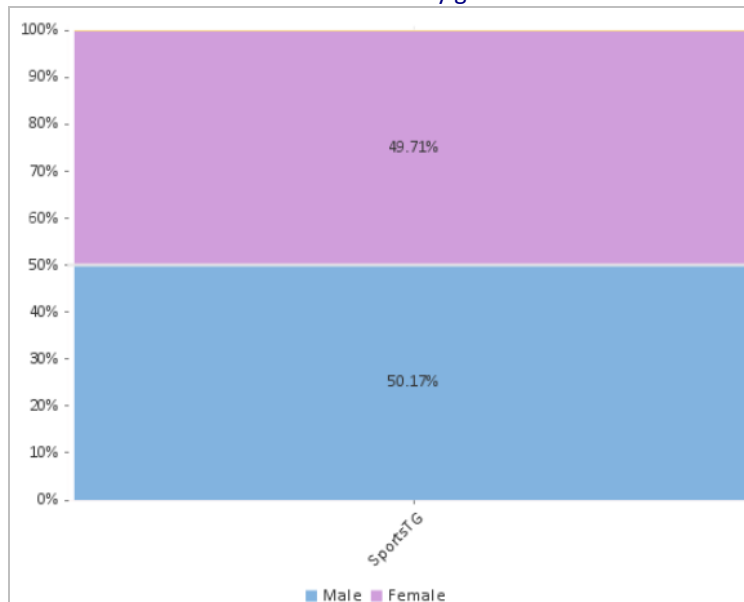
| No. of Members | Member Joining Month | | | | | | | | | | | | | |
|--------------------|----------------------|----------|-------|-------|-------|-------|------|--------|-----------|---------|----------|----------|--------|--|
| Level One Org Name | January | February | March | April | May | June | July | August | September | October | November | December | Total | |
| SportsTG | 139 | 3,719 | 7,407 | 5,602 | 2,192 | 1,127 | 590 | 336 | 81 | 443 | 190 | 16 | 21,842 | |
| Total | 139 | 3,719 | 7,407 | 5,602 | 2,192 | 1,127 | 590 | 336 | 81 | 443 | 190 | 16 | 21,842 | |



| No. of Members | Member Joining Date | | | | | | | | | | | | | |
|--------------------|---------------------|------------|------------|------------|------------|------------|------------|------------|------------|------------|------------|------------|-------|--|
| Level One Org Name | 01/12/2015 | 02/12/2015 | 03/12/2015 | 04/12/2015 | 07/12/2015 | 08/12/2015 | 09/12/2015 | 10/12/2015 | 11/12/2015 | 13/12/2015 | 19/12/2015 | 24/12/2015 | Total | |
| SportsTG | 2 | 1 | 2 | 1 | 3 | 1 | 1 | 1 | 1 | 1 | 1 | 1 | 16 | |
| Total | 2 | 1 | 2 | 1 | 3 | 1 | 1 | 1 | 1 | 1 | 1 | 1 | 16 | |

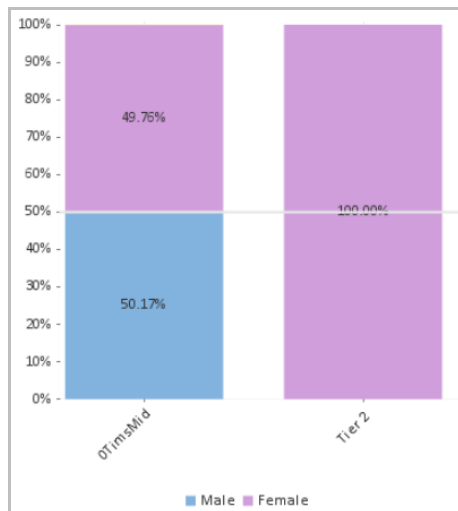
2.3 MEMBERS VOLUME BY GENDER

Shows the member volume and ratio by gender



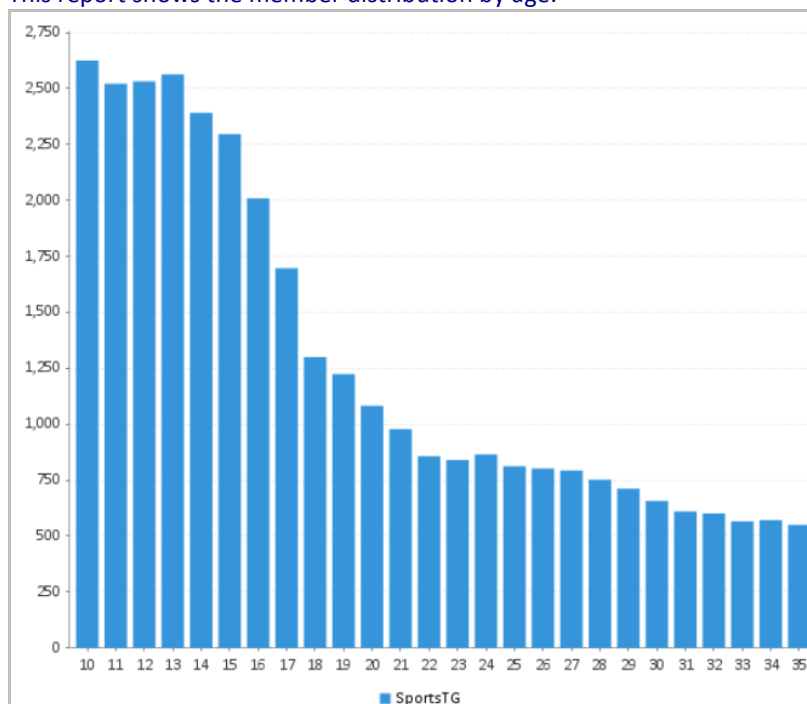
Drill Functionality

Drill down functionality is provided. It allows users to drill the data from upper level organisation to lower lever organisation by clicking the bar in the chart or "Level One Org Name" column in the table. Once drill to next level, the bar will be displayed by sub organisations as below.



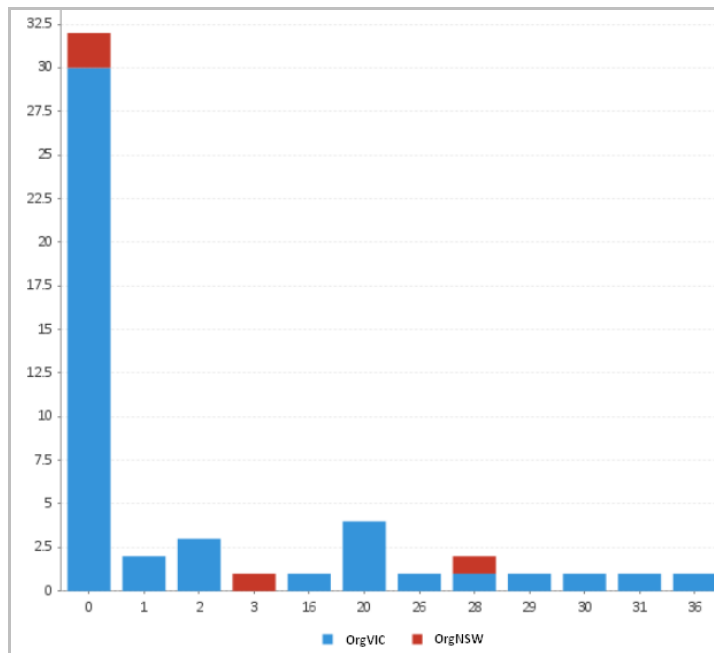
2.4 AGE DISTRIBUTION

This report shows the member distribution by age.



Drill Functionality

Drill down functionality is provided. It allows users to drill the data from upper level organisation to lower lever organisation by clicking the bar in the chart or “Level One Org Name” column in the table. The sub organisation will be displayed as stacked bars per age as below.



2.5 MEMBER DISTRIBUTION

Shows how members distributed geographically. The flag/bubble on the map indicates the member size against the suburb/postcode.



Drill Functionality

Drill down functionality is provided. It allows users to drill the data from upper level organisation to lower lever organisation by clicking the map.

Note: the number in the bubble indicates how many rows of value for that area, not the total count of members

3. Subscriptions

This dashboard provides the subscriptions volume and value for the organisation or organisation chain.

Drill Functionality

Drill down functionality is provided across all reports in this dashboard, except Subscriptions Key Metrics report. It allows users to drill the data from upper level organisation to lower level organisation. For example, it provides the ability to drill from National, to State, and then to Club.

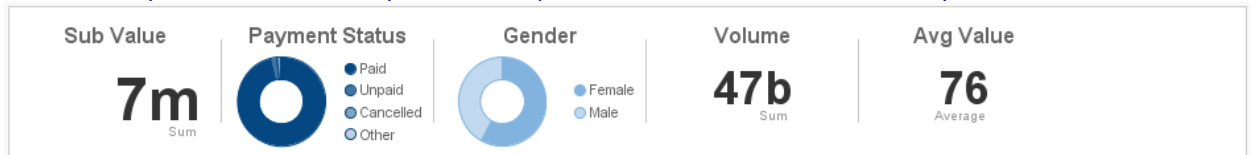
| Level One Org Name | Subscription Name | Subscription Status | Volume | Value | Avg Value |
|--------------------|-------------------|---------------------|--------|----------|-----------|
| SportsTG | | Active | 3 | 6,050.00 | 2,016.67 |



| Level Two Org Name | Subscription Name | Subscription Status | Volume | Value | Avg Value |
|--------------------|-------------------|---------------------|--------|-------|-----------|
| 0TimsMid | 0 test 12 | Active | 1 | 0.00 | 0.00 |

3.1 SUBSCRIPTIONS KEY METRICS

Shows the key metrics of all subscriptions, which provides users an overview of subscriptions



**Note*

- Subscription volume and value includes cancelled, paid, unpaid, and pending subscriptions.
- Subscription Value equals base + additional fees. System fee is included if it is not absorbed.

3.2 TOP 10 SUBSCRIPTIONS FOR THIS CALENDAR YEAR

Lists top 10 subscriptions by subscription volume that expired in this calendar year

| Rank | Level One Org Name | Subscription Name | Volume | Value |
|------|--------------------|-------------------|--------|--------------|
| 1 | SportsTG | | 7,157 | 306,495.00 |
| 2 | SportsTG | | 7,153 | 1,260,090.00 |
| 3 | SportsTG | | 6,626 | 374,490.00 |
| 4 | SportsTG | | 6,171 | 480,480.00 |
| 5 | SportsTG | | 5,858 | 460,655.00 |

Drill Functionality

Drill down functionality is provided. Click Level One Org Name will drill down to the next level.

3.3 SUBSCRIPTION LISTING

This report provides a list of active subscriptions. This also includes subscription types that syndicated from or shared with other organisations within the same organisation chain.

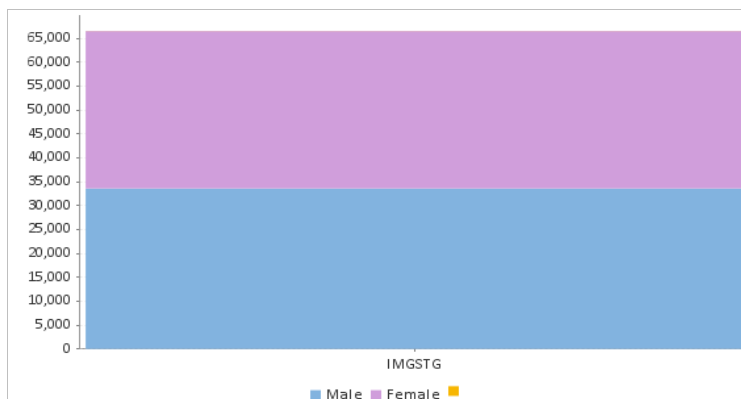
| Level One Org Name | Subscription Name | Subscription Status | Volume | Value | Avg Value |
|--------------------|-------------------|---------------------|--------|----------|-----------|
| SportsTG | | Active | 3 | 6,050.00 | 2,016.67 |
| SportsTG | | Active | 1 | 1,618.20 | 1,618.20 |
| SportsTG | | Active | 6 | 8,635.00 | 1,439.17 |
| SportsTG | | Active | 1 | 1,330.00 | 1,330.00 |
| SportsTG | | Active | 1 | 1,273.68 | 1,273.68 |

Drill Functionality

Drill down functionality is provided. Click Level One Org Name will drill down to the next level.

3.4 MEMBERS VALUE BY GENDER

Compares the subscription value by gender



Drill Functionality

Drill down functionality is provided. Click Level One Org Name or click the bar in the chart will drill down to the next level.

4. Payments

This dashboard helps the users to understand how payments received and monitor outstanding payments.

There are 3 sub tabs included in this dashboard:

Overview tab provides an overview of payment volume and amount by payment status, and compares the payment amount and payment type for current year to previous year.

Received Payments tab shows the trend of received payments and lists top 20 recent payments received.

Outstanding Payments tab shows the trend of outstanding payments and lists top 20 oldest payments outstanding

OVERVIEW

4.1 SUBSCRIPTION SPLIT SUMMARY FOR CURRENT YEAR

This report shows the subscription volume, and split amount generated for the organisation in current year. The volume and amount have been categorised by payment status.

| Split Org Name | Payment Status | Count | My Split | Ratio | Total Amount |
|----------------|----------------|-------|------------|---------|--------------|
| | Paid | 3,379 | 294,120.90 | 99.54% | 358,153.00 |
| | Unpaid | 19 | 1,346.76 | 0.46% | 1,712.24 |
| | | 3,398 | 295,467.66 | 100.00% | 359,865.24 |

Drill Functionality

Drill through functionality is provided.

Select the status of paid/unpaid, or click the pie chart, will link through to the paid/unpaid subscription split listing report

| Split Org Name | Payment Status | Count | My Split | Ratio | Total Amount |
|----------------|----------------|-------|------------|---------|--------------|
| | Paid | 3,379 | 294,120.90 | 99.54% | 358,153.00 |
| | Unpaid | 19 | 1,346.76 | 0.46% | 1,712.24 |
| | | 3,398 | 295,467.66 | 100.00% | 359,865.24 |



| Full Name | Subscription Name | Expiry Date | Organisation Name | My Split | Total Subscription Value |
|-----------|-------------------|-------------|-------------------|----------|--------------------------|
| | | | | 271.44 | 344.52 |
| | | | | 281.88 | 391.50 |

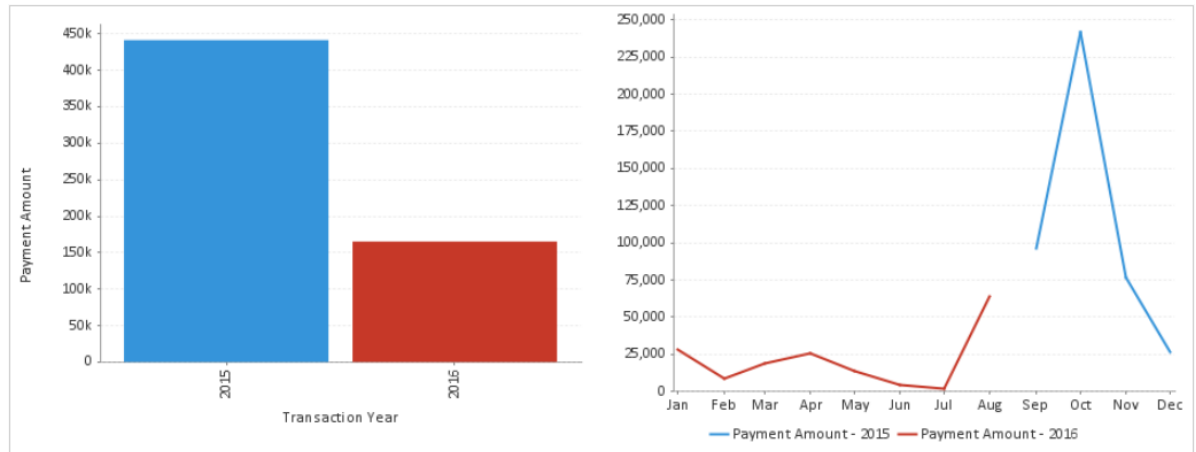
4.2 SUBSCRIPTION PAYMENT COMPARISON

This report compares the subscription payment amount between this and last calendar year.

There are 2 charts available:

The bar chart shows the total payment amount generated by this and last year.

The line chart shows the trend of payment received by month.

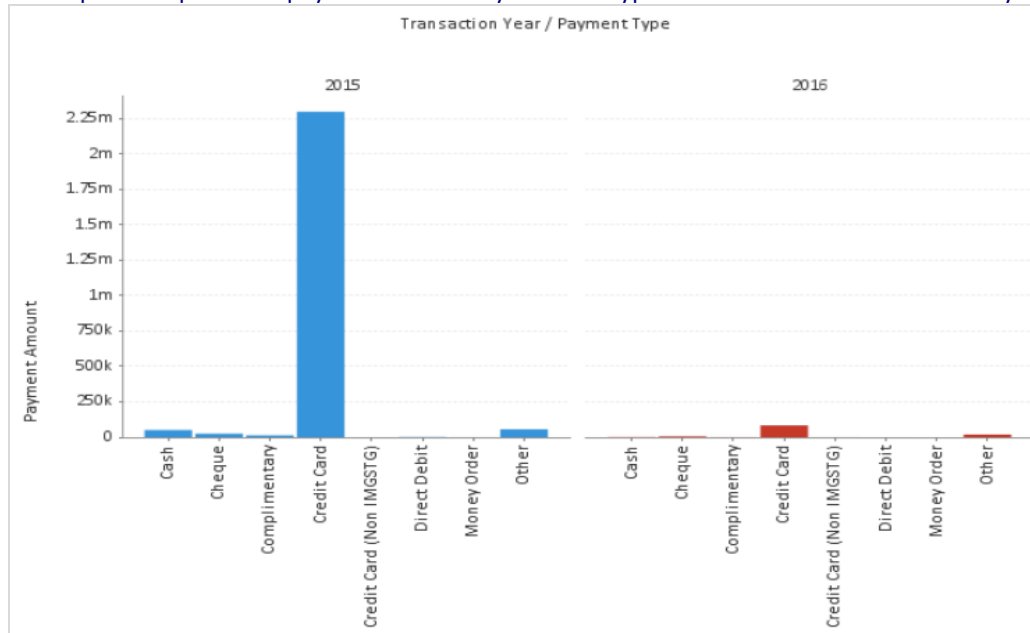


Drill Functionality

Not available

4.3 SUBSCRIPTION PAYMENT TYPE COMPARISON

This report compares the payment amount by member type between this and last calendar year.

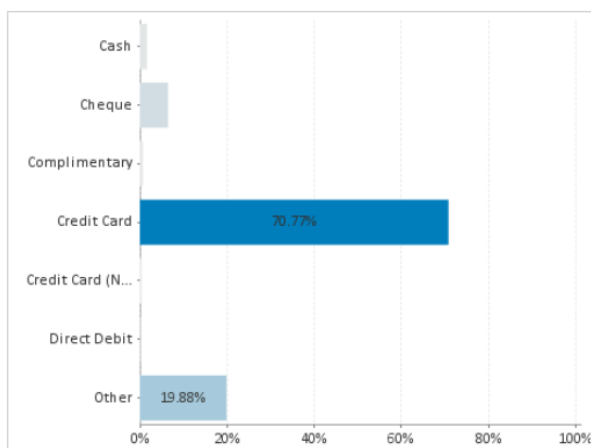


Drill Functionality

Not available

4.4 PAYMENT TYPE

This report lists the ratio of payment amount received by payment type in this calendar year.



Drill Functionality

Not available

4.5 TOP 10 SPENDING SUBURBS

This report provides a list of top 10 suburbs that generate the most payment amount in this calendar year.

| Rank | Suburb | Subscription Count | Payment Amount | Ratio |
|------|----------------|--------------------|----------------|--------|
| 1 | Parkes | 771 | 90,845.62 | 27.26% |
| 2 | Kirwan | 367 | 53,322.85 | 16.00% |
| 3 | Annandale | 243 | 44,412.85 | 13.33% |
| 4 | Mosman | 101 | 25,761.93 | 7.73% |
| 5 | Port Macquarie | 129 | 25,660.08 | 7.70% |
| 6 | Caringbah | 108 | 23,843.63 | 7.15% |
| 7 | DOUGLAS | 115 | 19,447.76 | 5.84% |
| 8 | Burdell | 117 | 18,381.20 | 5.52% |
| 9 | MOUNT LOUISA | 109 | 16,251.12 | 4.88% |
| 10 | TOWNSVILLE | 127 | 15,363.62 | 4.61% |

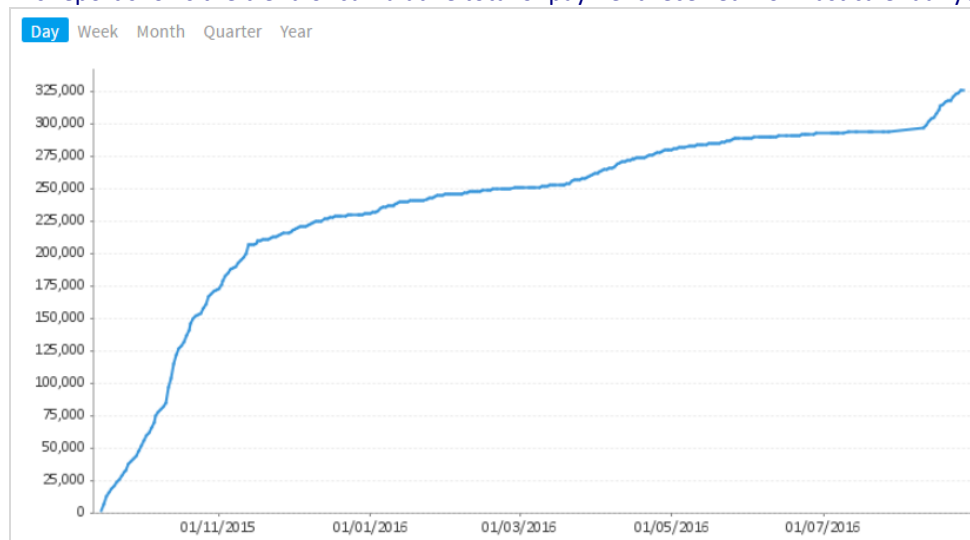
Drill Functionality

Not available

RECEIVED PAYMENTS

4.6 SUBSCRIPTION PAYMENTS RECEIVED RUNNING TOTAL TREND

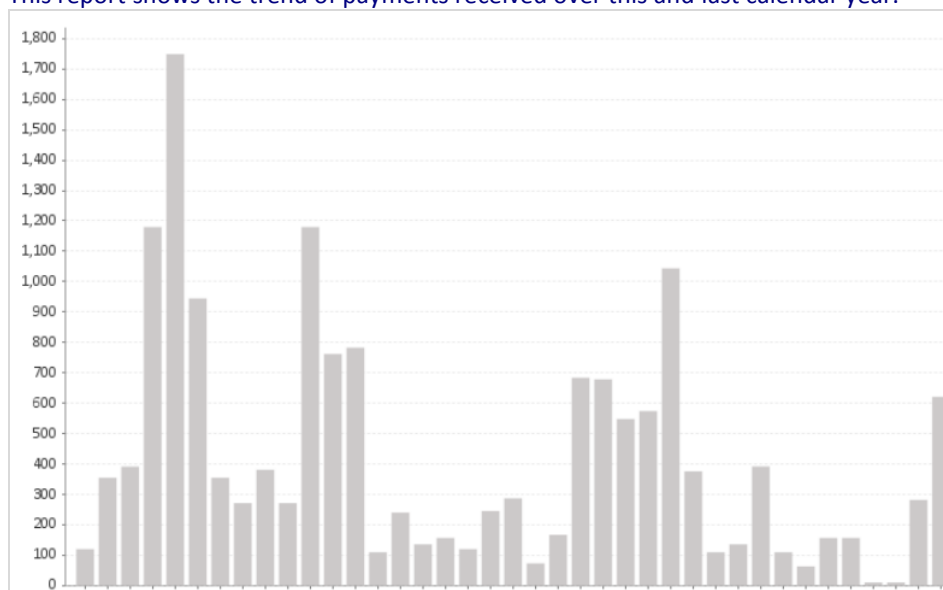
This report shows the trend of cumulative total of payment received from last calendar year to this year.



Drill Functionality
Not available

4.7 SUBSCRIPTION PAYMENTS RECEIVED TREND

This report shows the trend of payments received over this and last calendar year.



Drill Functionality

Drill through functionality is provided.

Clicking the bar in the chart will link through to Subscription Payments Received list, which gives you a summary report of received amount for the day you selected, as well as the transaction list.

Received

798

Sum

Payment Type

Credit card
 Cheque
 Other

No. of Subs

9

Count Distinct

| Transaction Date Time | Full Name | Organisation Name | Subscription Name | Reference | Payment Type | Payment Reference | Amount |
|-----------------------|-----------|-------------------|-------------------|-----------|--------------|-------------------|--------|
| 25/04/2016 12:59 PM | | | | | Credit Card | | 10.44 |
| 25/04/2016 12:59 PM | | | | | Credit Card | | 10.44 |
| 25/04/2016 2:44 PM | | | | | Credit Card | | 83.52 |
| 25/04/2016 3:53 PM | | | | | Other | | 83.52 |

4.8 TOP 20 RECENT SUBSCRIPTION PAYMENTS RECEIVED

This report lists top 20 most recent subscription payments received.

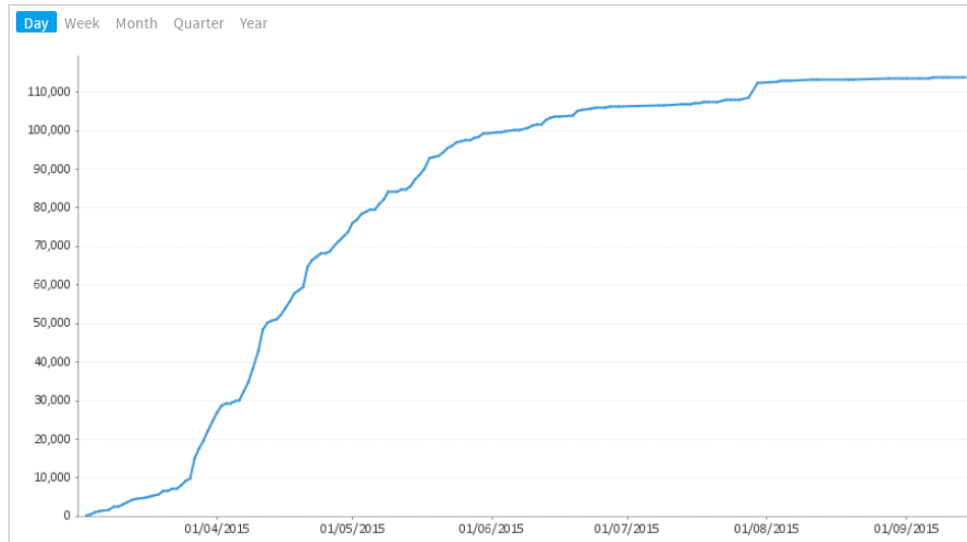
| Transaction Date Time | Full Name | Organisation Name | Subscription Name | Reference | Payment Type | Payment Reference | Payment Amount |
|-----------------------|-----------|-------------------|-------------------|-----------|--------------|-------------------|----------------|
| 26/08/2016 10:33 AM | | | | | Credit Card | | 146.16 |
| 26/08/2016 10:31 AM | | | | | Credit Card | | 146.16 |
| 26/08/2016 9:31 AM | | | | | Credit Card | | 146.16 |

Drill Functionality
Not available

OUTSTANDING PAYMENTS

4.9 OUTSTANDING PAYMENT RUNNING TOTAL TREND

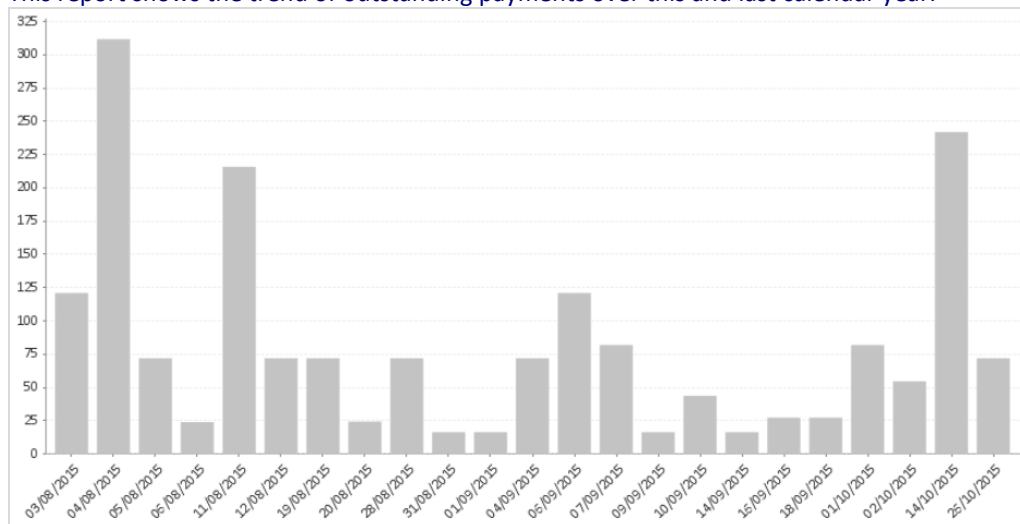
This report shows the trend of cumulative total of outstanding payments from last calendar year to this year.



Drill Functionality
Not available

4.10 OUTSTANDING PAYMENT TREND

This report shows the trend of outstanding payments over this and last calendar year.



Drill Functionality

Drill through functionality is provided.

Clicking the bar in the chart will link through to Outstanding Subscription Payments list, which gives you a summary report of outstanding amount for the day you selected, as well as the outstanding payment list.

Outstanding \$

2k

Sum

Avg Lapse Days

181

Average

Outstanding #

22

Count Distinct

| Subscription Date | Days Outstanding | Full Name | Subscription Name | Organisation Name | Amount |
|-------------------|------------------|-----------|-------------------|-------------------|--------|
| 18/09/2015 | 343 Day(s) | | | | 135.72 |
| 09/10/2015 | 322 Day(s) | | | | 135.72 |
| 15/10/2015 | 316 Day(s) | | | | 10.44 |
| 15/10/2015 | 316 Day(s) | | | | 135.72 |

4.11 TOP 20 OLDEST SUBSCRIPTION PAYMENTS OUTSTANDING

This report lists top 20 oldest outstanding payments.

| Subscription Date | Days Outstanding | Full Name | Subscription Name | Organisation Name | Amount |
|-------------------|------------------|-----------|-------------------|-------------------|--------|
| 18/09/2015 | 343 (Days) | | | | 135.72 |
| 09/10/2015 | 322 (Days) | | | | 135.72 |
| 15/10/2015 | 316 (Days) | | | | 10.44 |

Drill Functionality

Not available

