


DPB200

Duct Probe



DPB200 Duct Probe

The Duct Probe (DPB) can be mounted directly on a duct or in an outdoor environment and interfaces with the Air Data Router (ADR) for sensing a multitude of environmental parameters including discrete temperature, and for drawing air samples back to the Sensor Suite (SST). The sensor configuration of the SST and the installed Cable/Tubing will determine which parameters the Aircuity system will detect. Refer to the MicroDuct® Tubing (MD100), OSC Structured Cable (OSC100), and OT Tubing (OT100) data sheets for a guide to selecting the appropriate options.

Features



Duct or facade mounted assembly for sensing both discrete and virtual conditions



In-line stainless steel coarse filter



RTD sensing elements



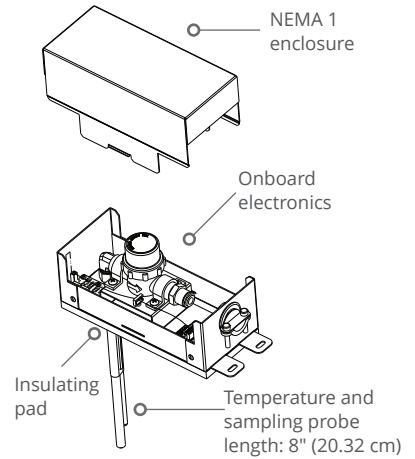
Compatible with MD100/OSC100/OT100

Ordering Guide

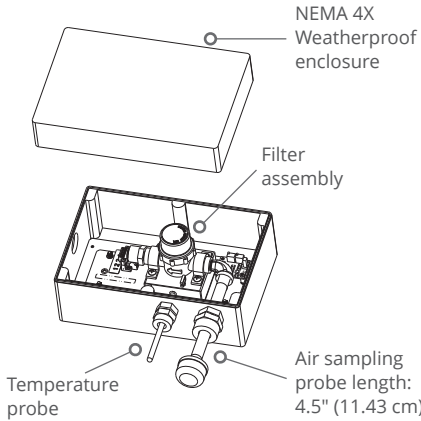
DPB 20 X-X

- Base Number _____
- Series Number _____
- Mounting _____
- 1 Duct Mount: Indoor - Single/double wall duct 10" (25.4 cm) or larger
 - 2 Facade Mount: Outdoor
 - 3 Duct Mount: Outdoor
 - 4 Duct Mount: Indoor - Single wall duct of all sizes 4" (10.1 cm) or larger
- Temp Sensor Element _____
- RTD** Platinum Resistance Temperature Detector
- NS** No temperature sensor, virtual sensing only. Includes air sampling probe, enclosure, and filter assembly.

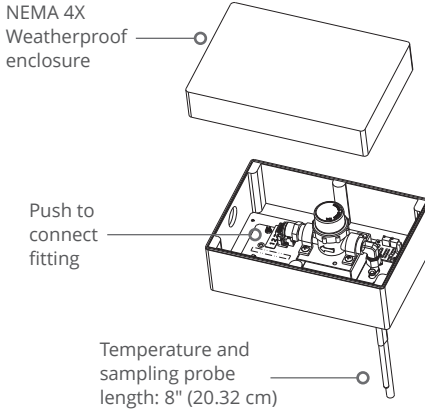
DPB 201 Duct mount (indoor)



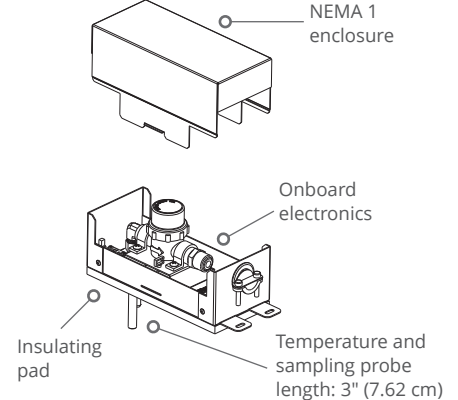
DPB 202 Facade mount (outdoor)



DPB 203 Duct mount (outdoor)



DPB 204 Duct mount (indoor)



Specifications

Electrical

Power: ±12 Vdc from ADR

Power Consumption: 0.25 VA

Sensors

Temperature

Platinum RTD: range -30°-130°F (-34°-54°C)

Accuracy: ± 0.30°F (± .17°C)

Virtual: refer to the Sensor Suite Sensor data sheets

Connections

Wiring: 4-position screw-down connector

Tubing: Compatible with all Aircuity Structured Cable/Tubing (OSC100/MD100/OT100*) excluding vacuum pump system tubing.

*OT100 requires OT-E11, must be purchased separately

Filter

Coarse screen/304 stainless steel

Enclosure

DPB201: Duct mount (indoor) NEMA 1, Galvanized
10.25"L x 3.625"W x 4.125"D (26.04 L x 9.21 W x 10.48 D cm)

DPB202: Facade mount (outdoor)
NEMA 4X Weatherproof, ABS Plastic
9.5"L x 6.25"W x 4.625"D (24.13 L x 15.88 W x 11.75 D cm)

DPB203: Duct mount (outdoor)
NEMA 4X Weatherproof, ABS Plastic
9.5"L x 6.25"W x 4.625"D (24.13 L x 15.88 W x 11.75 D cm)

DPB204: Duct mount (indoor) NEMA 1, Galvanized
10.25"L x 3.625"W x 4.125"D (26.04 L x 9.21 W x 10.48 D cm)

Regulatory Compliance

FC Part 15 Class A

CE