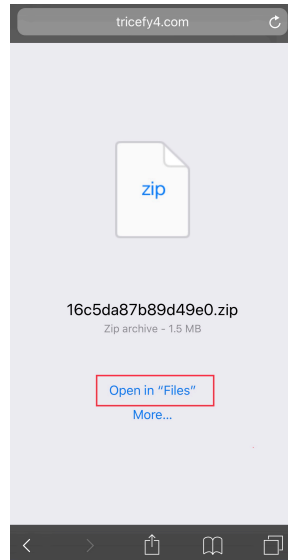
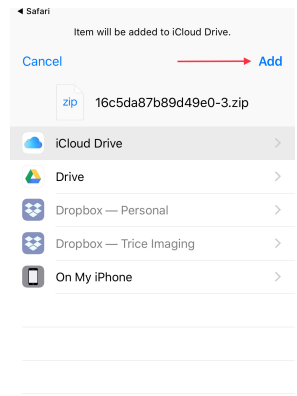


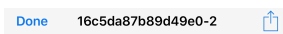
1. Opening the share link in Safari, select “Download All” near the bottom of the patient landing page



2. Choose Open in “Files”



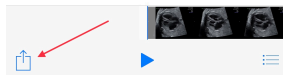
3. Select a drive/folder location and tap “Add”, doesn’t matter what you choose



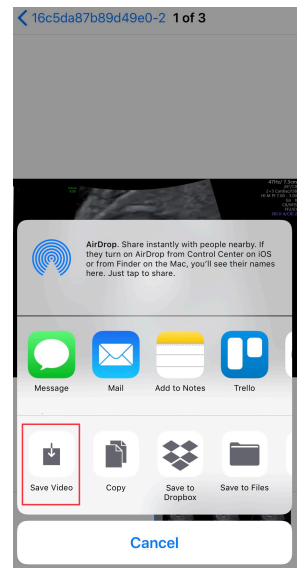
16c5da87b89d49e0-2
1.6 MB
3 files

Preview Content

4. Open the .zip file from your saved location and tap “Preview Content”



5. Find a video and tap the share icon



6. Tap “Save Video”, clip will be saved to your camera roll