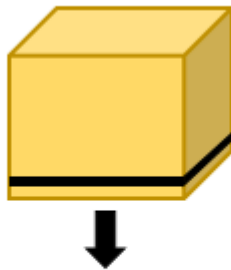


Carton Labeling Information and Storage Practices

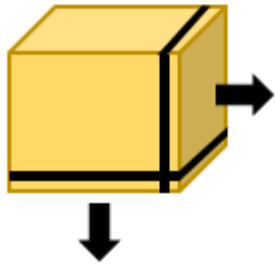
1. ORIENTATION STRIPES – CASEG GOODS AND UPHOLSTERY

- The Black Orientation Stripes (BOS) is used to clearly indicate what face of a carton must be stored on the ground or pallet without damaging the item
- It gives a strong visual indication throughout the supply chain about the correct orientation.
- Below are visual guide lines and explanations for the BOS
- Small cartons will have orientation arrows instead where stripes cannot fit



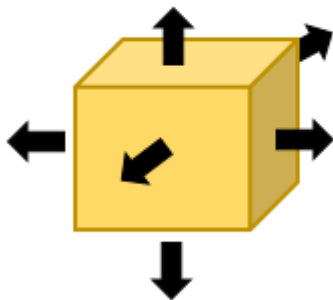
EXAMPLE 1.

Carton has BOS stripes around all four sides of the carton for each face
The BOS indicates that **ONLY** the bottom face of the carton can come into contact with the ground or pallet to avoid damage to the item



EXAMPLE 2

Carton has BOS stripes around all four sides of the carton for each face
The BOS indicates that **TWO FACES** can come into contact with the ground or pallet to avoid damage to the item









EXAMPLE 3

Carton has **NO** BOS stripes. It is **EXEMPT** from the requirement as the carton can be orientated on **ALL SIX FACES** without damaging the item


2. TRAFFIC LIGHT LABELS – CASE GOODS

- Nowadays Freedom import a wide variety of case goods in different materials and overall weight
- To assist easy identification the risks of moving and storing the item, we use Traffic Light Labelling system to help.
- These coloured labels (Green, Orange or Red) are printed or affixed on the carton. In addition there will be normal Handling marks to assist.

Item Criteria	Coloured Label to be Affixed to Carton	Specific ISO Handling Label*	Specific Warning Description
Carton does not contain marble, glass, mirror, drawers or doors and is below 50kg	 GREEN LABEL	No specific ISO Labels	No specific warning One to two-person lift.
Carton weighs above 50kg or contains drawers or doors	 ORANGE LABEL		Fragile Two to four-person lift.
Carton contains Marble (or any similar material), Glass or Mirror	 RED LABEL	 OR 	Stacking limit by number~ OR Do Not Stack~ Requires minimum four-person lift. May require more.

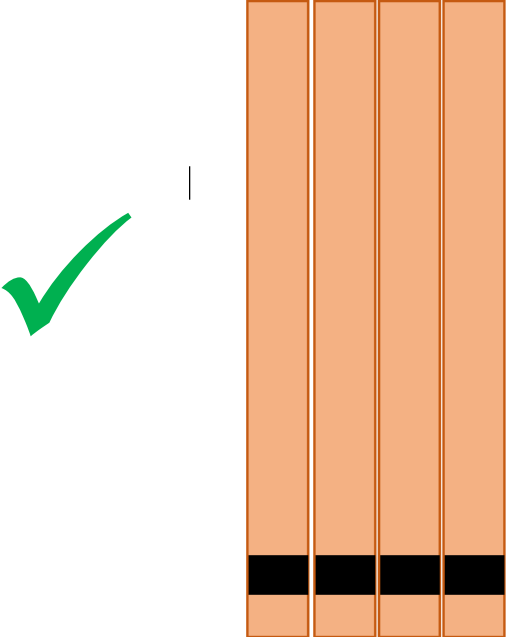
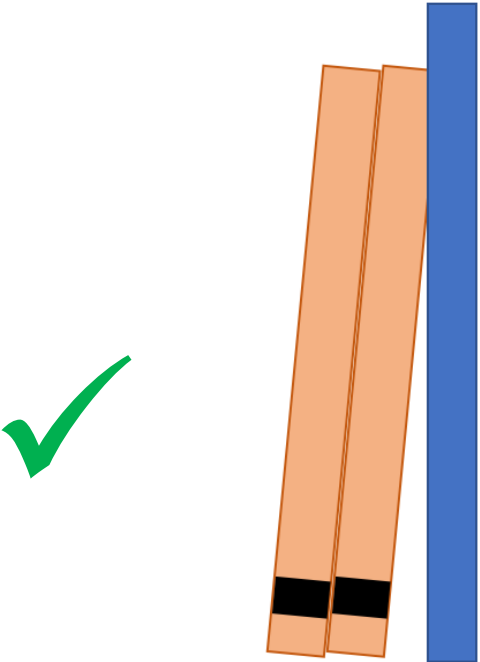
3. EXAMPLES OF SHIPPING MARKS ON CASE GOODS

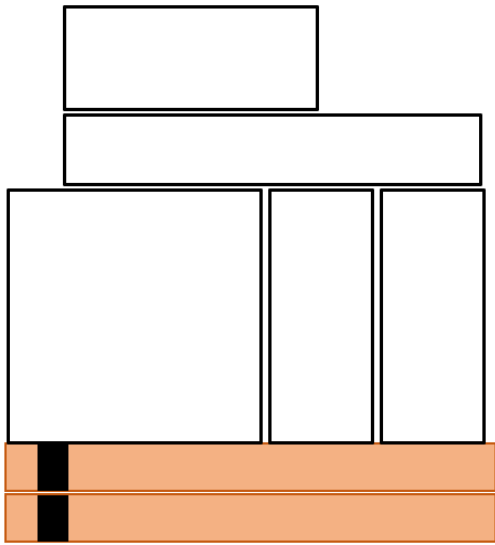
EXAMPLES OF SHIPPING MARKS	COMMENTS
	<ul style="list-style-type: none"> • Royal Coffee Table Top • Red Sticker indicates it is fragile (Marble) • Black Orientation Stripes indicate this carton must be stored upright as shown
	<ul style="list-style-type: none"> • Quadro stool • Red sticker indicates it is fragile (concrete) • Carton too small for orientation stripes but is stored correctly per the arrows

EXAMPLES OF SHIPPING MARKS	COMMENTS
	<ul style="list-style-type: none"> • Paraiso Console • Orange sticker indicates it has drawers
	<ul style="list-style-type: none"> • Brandon Dining • Has Green sticker as the chair is not made of fragile materials or is heavy

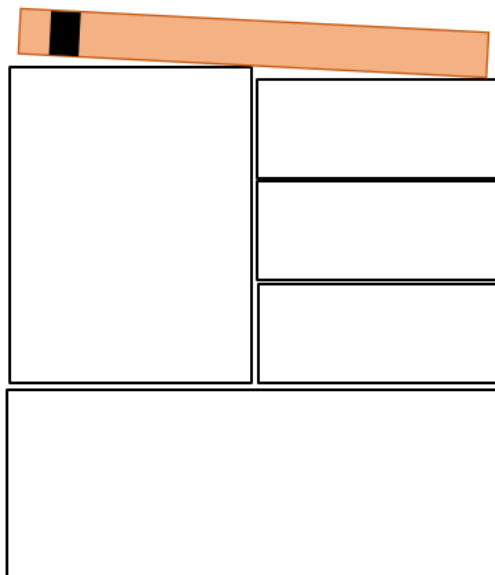
4. STORING MARBLE

- Marble needs extra care when being stored to reduce the risk of cracking. The following section shows best and worst practice

	<p>Storing marble upright is the best way to stop marble from cracking</p>
	<p>When marble is heavy, it is safe to lean it against a sturdy, vertical surface. However, don't lean too many items this way. The weight</p>



If you need to stack items, make sure marble is NOT stacked at the bottom.



Always place marble at the top of the stack. Try to make it as flat as possible.