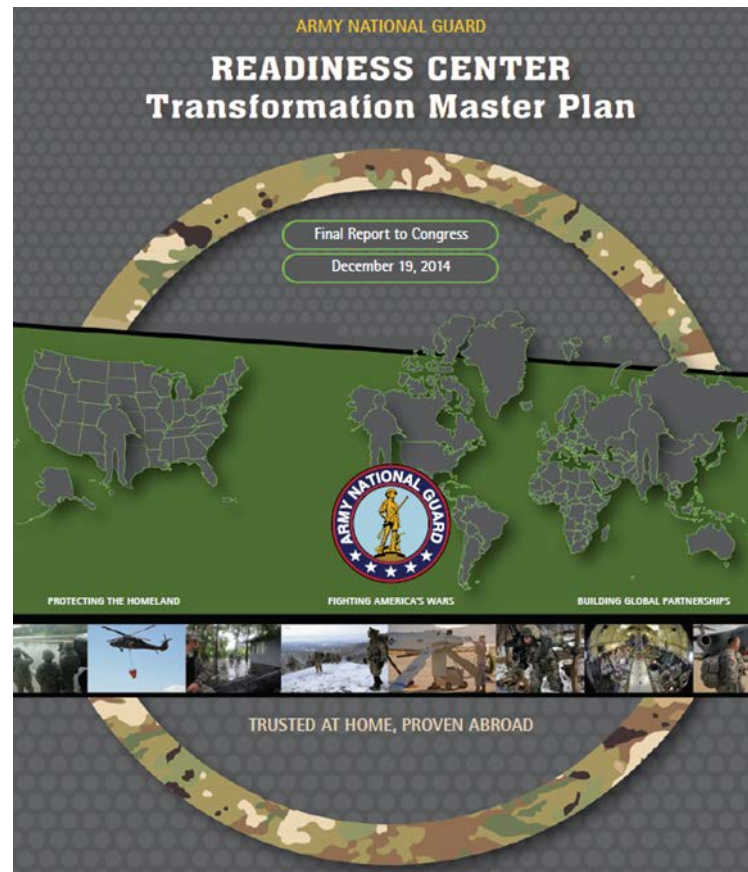


## Army National Guard Case Study



# Congressional Directive 111-201



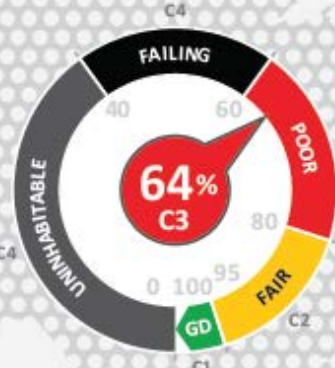
***Congressional Directive 111-201: In recognition of the value that the ARNG provides to the Nation, the Senate Armed Services Committee (SASC) issued Congressional Directive 111-201 which directs the Secretary of the Army, through NGB, to prepare a report to Congress examining the current state of the Nation's ARNG RC portfolio by reviewing the following:***



# Findings



Facility Condition Index ★



Space Requirement Met 🏠



Functionality of Portfolio



## Current State

2,170 RC locations  
 73 million SF existing RC space  
 36% space deficit  
 28% RC locations in Mission-Critical Tier

## RC Transformation

1,680 RC locations  
 90 million SF RC space  
 0% space deficit  
 39% RC locations in Mission-Critical Tier

### Notes:

- 1) Statistical data is approximate.
- 2) Some RC locations have multiple RC buildings.
- 3) The 90 million SF reflects a 12 percent Army force structure reduction.
- 4) Consolidations cannot occur without the requisite new construction and the additions to the facilities identified to retain.



# Public and Private Partnerships

1



Minneapolis MN  
Armory 1936  
Community facility,  
hockey rink, concert  
venue, & National  
Guard Readiness



2



The Ohio ARNG, Delaware Community Center  
YMCA, 2015

3



South Carolina ARNG/Stadium  
Readiness Center, 2006



North Carolina ARNG Joint  
Force Headquarters/North  
Carolina Department of  
Public Safety State  
Emergency Operations  
Center, 2012

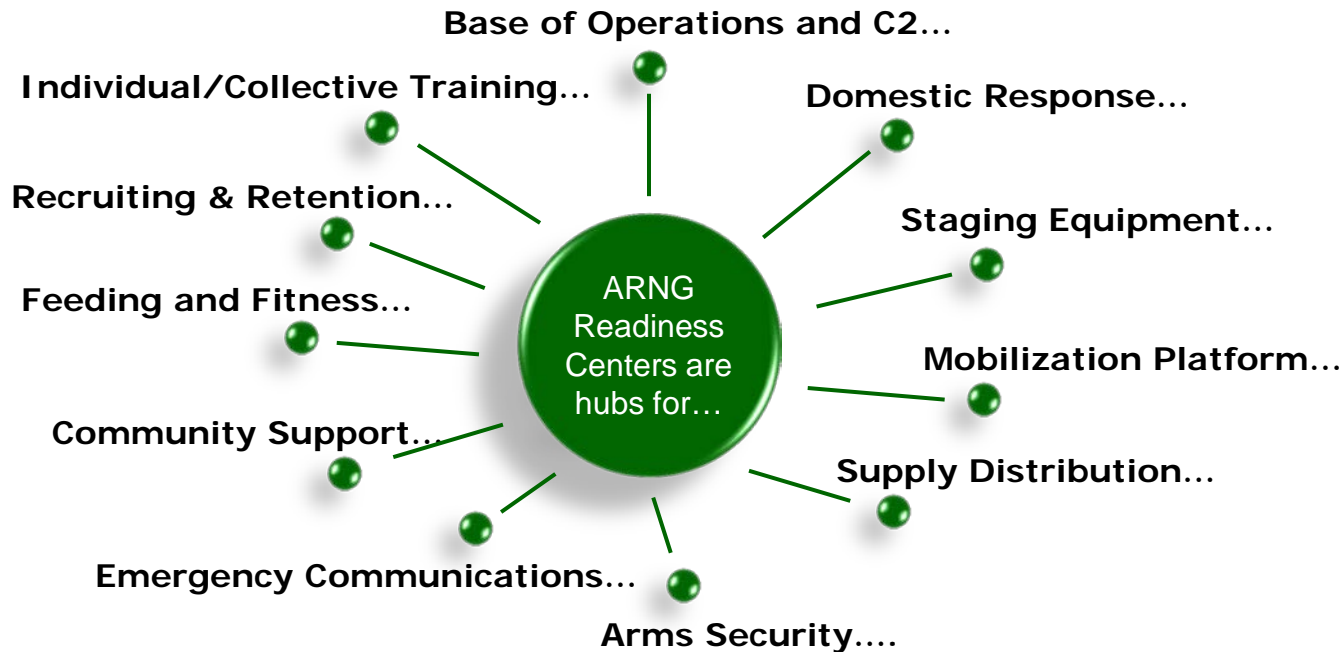


4



# Readiness Centers Equal Readiness

- ARNG Readiness Centers (RCs)—previously called armories—are foundational facilities for ARNG readiness (43% Combat; 27% Combat Spt; 38% Combat Svc Spt).



**The Readiness Center Transformation Master Plan (RCTMP):**  
Reduces RCs from >2300 to <1700 over a 15-year period.





U.S. ARMY®



# Installation Innovation Forum USAR

Public-Public, Public-Private (P4) Partnerships

As of 7 February 2020

**COL Frank Hopkins**  
OCAR LNO to IMCOM



# P4 Program

## Army Reserve Public-Public, Public-Private (P4) Partnership Program





# P4 Strategic Intent

- **Integrate the capabilities and resources of military installations, local governments, and commercial firms**
- **Explore ways to realign base operations functions to other government and non-government organizations (NGOs), communities and the private sector**
- **Explore partnerships with surrounding communities through shared municipal services and improved asset management**
- **Develop more efficient ways to conduct base operations and provide services**



# Facilities Potential Engagements



U.S. ARMY

## Army Reserve Installations <sup>1</sup>

- Fort Buchanan
- Fort McCoy
- Fort Hunter Liggett
- Parks Reserve Forces Training Area
- Devens Reserve Forces Training Area
- 63<sup>rd</sup> Readiness Division
- 81<sup>st</sup> Readiness Division
- 88<sup>th</sup> Readiness Division
- 99<sup>th</sup> Readiness Division
- 9<sup>th</sup> Mission Support Command

# Buildings		Bldg (SF)		Land (Acres)	
Owned	Leased *	Owned	Leased	Owned	Leased
4,557 <sup>2</sup>	307 <sup>3</sup>	43.2M <sup>4</sup>	2.6M <sup>5</sup>	272,270 <sup>6</sup>	182,534 <sup>7</sup>

ARCs (17140) <sup>8</sup>		AFRC (17141) <sup>9</sup>		Airfields <sup>10</sup>	
Own	Leased (on AC/ANG Property)	Own (AR lead)	Leased (AC/ANG Lead)	Fixed Wing	Helipads
811	85	107	45	5	29
LTA's <sup>11</sup>	Avg. Bldg Age <sup>12</sup>	Roads – paved <sup>13</sup>	Roads - unpaved	Cemeteries <sup>14</sup>	
23 / 334,549 acres	38.6 years	391 mi	142 mi	6 Ntl	3 Civ

918



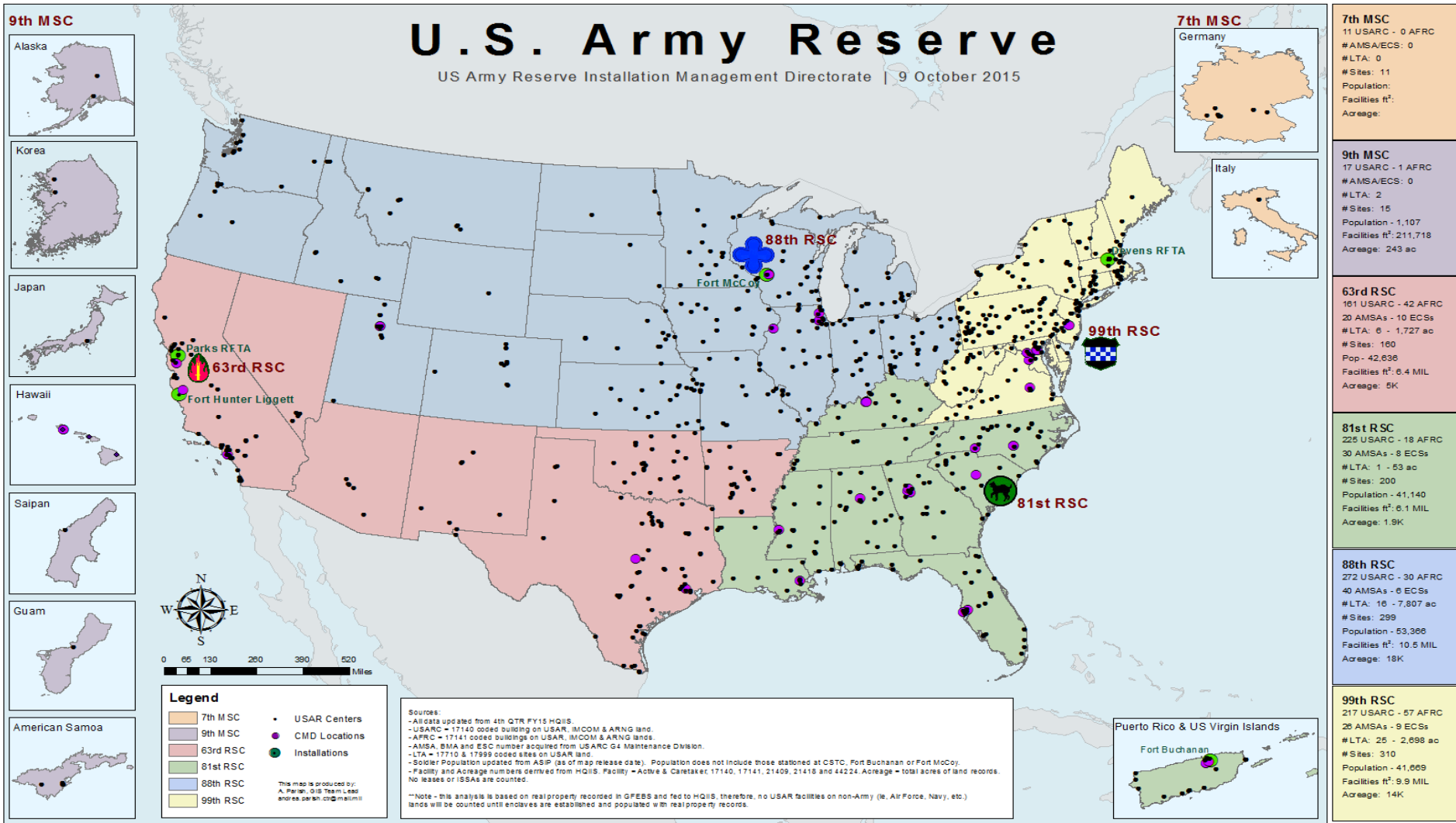
152

Family Housing Units <sup>15</sup>			Maintenance Facilities <sup>16</sup>	
Owned	Leased	Privately Owned	AMSA	ECS
201	2	430	116	34

Note: Data obtained from HQIIS pulled 24 Nov 14.

\* As of Nov 2014, neither Owned nor Leased Buildings do not include Other Than Army (OTA) assets. OTA will be included once HQIIS can report OTA real property and USAR endaves are implemented







# ARIMD P4 PILOT Program Status

- ✓ **ARIMD P4 Pilot contract awarded thru Baltimore District COE to provide training & facilitation support to Readiness Divisions to identify potential partnership opportunities to maximize cost savings/cost avoidance.**
- ✓ **ARIMD P4 Team visited all 4 Readiness Divisions, collected, identified and ranked 61 potential P4 projects utilizing 5 criteria across 6 general categories.**
- ✓ **One IGSA was finalized under Pilot Program between the 88th Readiness Division and Oakland County Michigan for Grounds Maintenance at Waterford, MI ARC. CAR gave verbal authorization for MG Reinhart to approve that IGSA.**





# P4 Identified Projects

99th

- Bill consolidation \$340k-\$400k
- Cambria County \$130k-\$190k

88th

- Joliet \$412k
- Waterford \$10k

63rd

- Texas DOT \$250k
- Test Bed Micro-grid \$500k

81st

- Marshalling Yards TBD
- State Facility Maintenance TBD

**Projected Savings to be approximately \$1.6M to \$2.0M**





# Points of Contact

63<sup>rd</sup> Readiness Division (COL Martin Naranjo, DPW)

[martin.j.naranjo.mil@mail.mil](mailto:martin.j.naranjo.mil@mail.mil)

81<sup>st</sup> Readiness Division (COL Victor Green, DPW)

[victor.r.green2.mil@mail.mil](mailto:victor.r.green2.mil@mail.mil)

88<sup>th</sup> Readiness Division (COL Glenn Kiesewetter, DPW)

[glenn.a.kiesewetter.mil@mail.mil](mailto:glenn.a.kiesewetter.mil@mail.mil)

99<sup>th</sup> Readiness Division (COL Kevin Branch, DPW)

[kevin.d.branch4.mil@mail.mil](mailto:kevin.d.branch4.mil@mail.mil)





# End of Brief

