

Secure and instant access to medical images from an EMR



“With Trice Imaging we have been able to both secure revenue for all the services we perform and save on image storage and staff hours. Tricefy™ doesn’t add any steps to our process and enables a collaboration between our professionals, which is leading to better care.”

- Payeman Raja, CIO & CMIO, Womens Health Care, PC

Trice

One click access to all your patient data from the EHR

Tricefy™ easily integrates medical imaging into the patients chart. Help drive productivity and move towards meaningful use goals by leveraging leading industry standards to ensure your EHR provides one view for all patient data.

- No storage space for images on local computers and servers
- Eliminate manual processes like scanning in thermal prints or importing .jpgs to an EMR
- Enables access to images within an EMR
- Ensures every image from every study is archived in a high-quality digital format
- Leverage industry standard API's such as HL7 and JSON to integrate your EMR

Tricefy™ is innovating the way healthcare providers share and collaborate with patients and colleagues through a web-based, image routing platform for medical images, cine clips, and reports from any modality, anytime, anywhere.

- A cloud-based system requiring no hardware and software investment or change to the clinic's work flow
- FDA Class I classification, protected by multiple patents.
- A single Internet connection, 5 minutes for installation, 10 minutes to learn and 1 button to press - regardless of the imaging system currently in place
- Highly secure, scalable and redundant platform
- Optimizes workflow and satisfies modern expectations for better patient care

How Tricefy™ works



www.triceimaging.com

Trice Imaging Inc
1343, Stratford Ct
Del Mar, CA 92014 USA

Info@triceimaging.com
+1 858 397 5216
www.triceimaging.com

Trice

Archive and Review with unlimited, encrypted cloud storage



“Last week I was in Europe for an important conference and through the Tricefy™ platform I was still able to review studies and assist my co-workers on a daily basis.”

- Dr. Andrew Garber, Perinatal Associates

Trice

Long-term archive. Compliant. Intuitive. Secure.


Help your facility satisfy compliance requirements with unlimited secure, long-term cloud storage. Tricefy™ gives you an exceptional tool for reviewing, archiving, searching and managing encrypted, high-resolution medical images and studies.

- Automatically connects each modality to long-term storage through a single button
- Protect your patient data and privacy while exceeding requirements for data protection and off site storage
- Eliminates servers, backing-up on DVDs, external hard drives and/or tape drives
- Ability to migrate legacy files and studies for a complete archive
- Data can be labeled, searched and aggregated, which could assist in research or accreditation efforts

Tricefy™ is innovating the way healthcare providers share and collaborate with patients and colleagues through a web-based, image routing platform for medical images, cine clips, and reports from any modality, anytime, anywhere.

- A cloud-based system requiring no hardware or software investment or change to the clinic's work flow
- FDA Class I classification, protected by multiple patents
- A single Internet connection, 5 minutes for installation, 10 minutes to learn and 1 button to press - regardless of the imaging system currently in place
- Highly secure, scalable and redundant platform
- Optimizes workflow and satisfies modern expectations for better patient care

How Tricefy™ works



www.triceimaging.com

Trice Imaging Inc
1343, Stratford Ct
Del Mar, CA 92014 USA

Info@triceimaging.com
+1 858 397 5216
www.triceimaging.com

Trice



Share with
patients &
collaborate
with colleagues
real time
anywhere on
any device

“This technology has enabled me to consult with pediatric surgeons and obtain instant feedback regarding the management of complicated cases. In addition, as a Maternal-Fetal Medicine specialist, Obstetricians can send images to me for review, especially when they are unsure as to whether there is a problem that would require our attention. Tricefy™ is changing the way we communicate with colleagues.”

- Dr. Gregory R. DeVore

Trice

Share & Collaborate. Efficient. Simple. Secure.

Enable practices to share data instantly with patients and colleagues. Tricefy™ eliminates geographic and technical constraints to improve patient satisfaction and increase response times by delivering data anytime, anywhere and on any device real time.

- Offers unique value to patients and referring clinical community by improving speed and quality of communication
- True mobile experience allowing users to view medical images on any device
- Enterprise secure option for CD's and thermal prints
- Eliminates the sending of large attachments via email
- Capture new revenue by increasing remote referral opportunities
- Provides the opportunity for better patient care by bringing together the continuum of care

Tricefy™ is innovating the way healthcare providers share and collaborate with patients and colleagues through a web-based, image routing platform for medical images, cine clips, and reports from any modality, anytime, anywhere.

- A cloud-based system requiring no hardware and software investment or change to the clinic's work flow
- FDA Class I classification, protected by multiple patents
- A single Internet connection, 5 minutes for installation, 10 minutes to learn and 1 button to press - regardless of the imaging system currently in place
- Highly secure, scalable and redundant platform
- Optimizes workflow and satisfies modern expectations for better patient care
- Patients can quickly and easily share images, clips and reports using the Tricefy Patient app

How Tricefy™ works




www.triceimaging.com

Trice Imaging Inc
1343, Stratford Ct
Del Mar, CA 92014 USA

Info@triceimaging.com
+1 858 397 5216
www.triceimaging.com

Trice



Transfer
measurements
and data
directly from
an ultrasound
system into a
custom report.

“The remote reporting ability has allowed us to complete studies and reports in downtime and at home. The ability to store and report images together in the patient chart helps with compliance.”

- Christopher Mason, MD President,
provider Northeast Texas Women's Health, PA

Trice

Adaptive Reporting

Efficient. Simple. Secure.

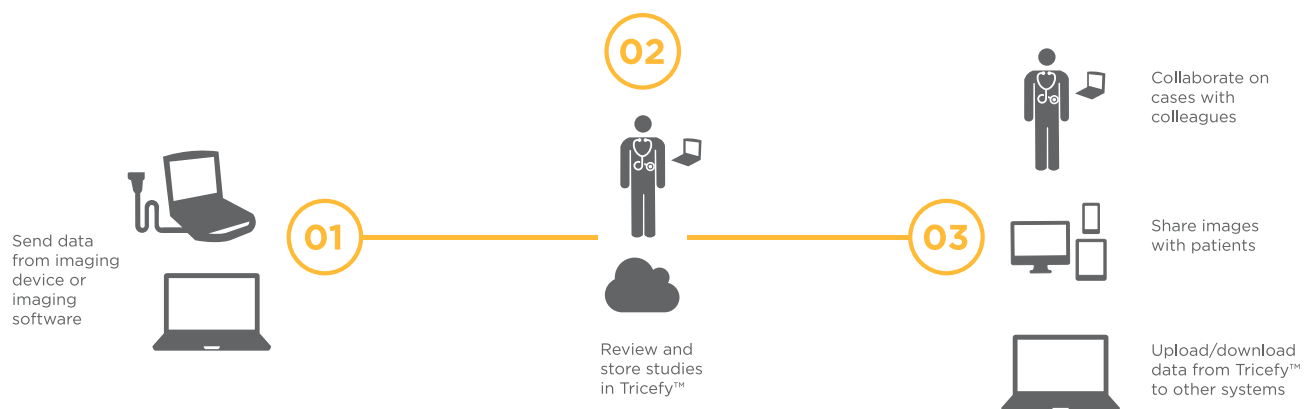
Tricefy Adaptive Reporting provides customizable reports to meet the specific needs of your practice. Automatically transfer measurements from an ultrasound system into the Tricefy report. Finalized reports can be sent to an EMR, another healthcare provider or a patient.

- Automatic measurement transfer
- Drag and drop images into the report
- Allows for remote reporting anytime, anywhere
- Select from a library of standard report templates
- Design your own report

Tricefy is innovating the way healthcare providers share and collaborate with patients and colleagues through a web-based, image routing platform for medical images and cine clips from any modality, anytime, anywhere.

- Electronic signature supported
- Can be automatically uploaded to an EMR
- Can be electronically shared with physicians and patients
- Supports any local language
- Pre-fill reports with default content, or snips

How Tricefy™ works



www.triceimaging.com

Trice Imaging Inc
1343, Stratford Ct
Del Mar, CA 92014 USA

Info@triceimaging.com
+1 858 397 5216
www.triceimaging.com

Trice