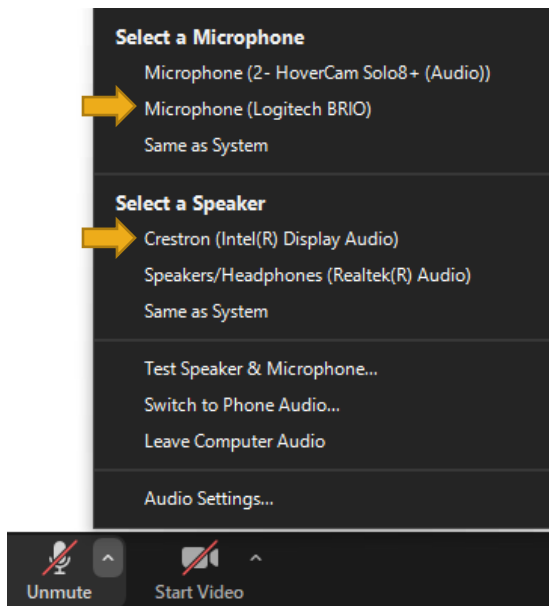


This guide covers setting up your audio and two methods of displaying a HoverCam in Zoom.

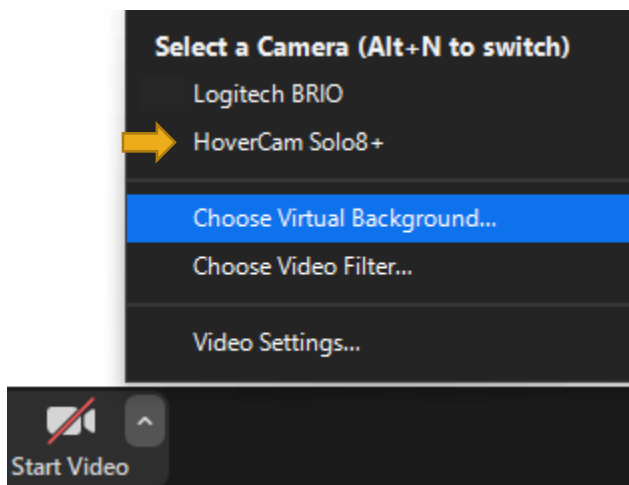
Microphone and Speaker

1. Open a Zoom meeting.
2. Click the **arrow** next to the microphone and select the following:



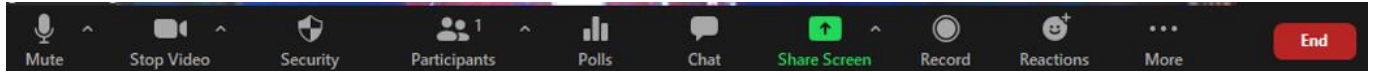
Main Video

1. Open a Zoom meeting.
2. Click the **arrow** next to the camera and select the following:



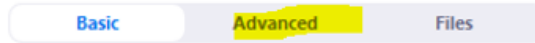
Share Screen

1. Open a Zoom meeting.
2. Click **Share Screen**.



3. Click the **Advanced** tab along the top.

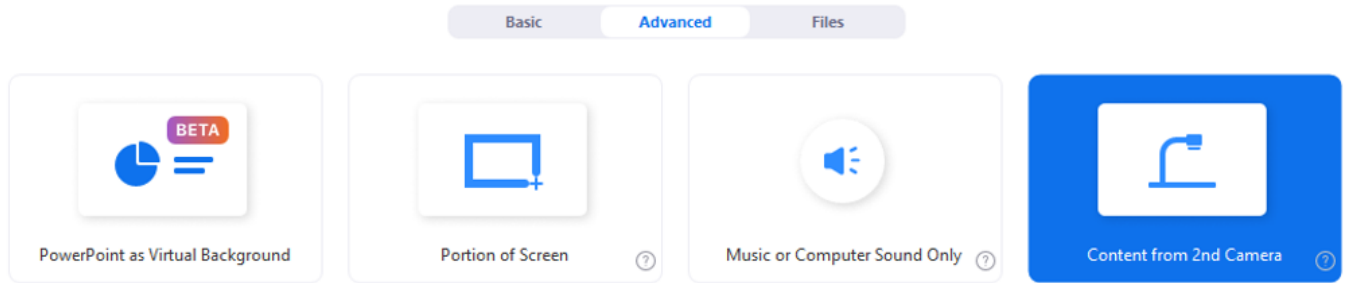
Select a window or an application that you want to share



4. Click **Content from 2nd Camera** and click **Share**.

Select a window or an application that you want to share

×



Share computer sound Optimize Screen Sharing for Video Clip

Share