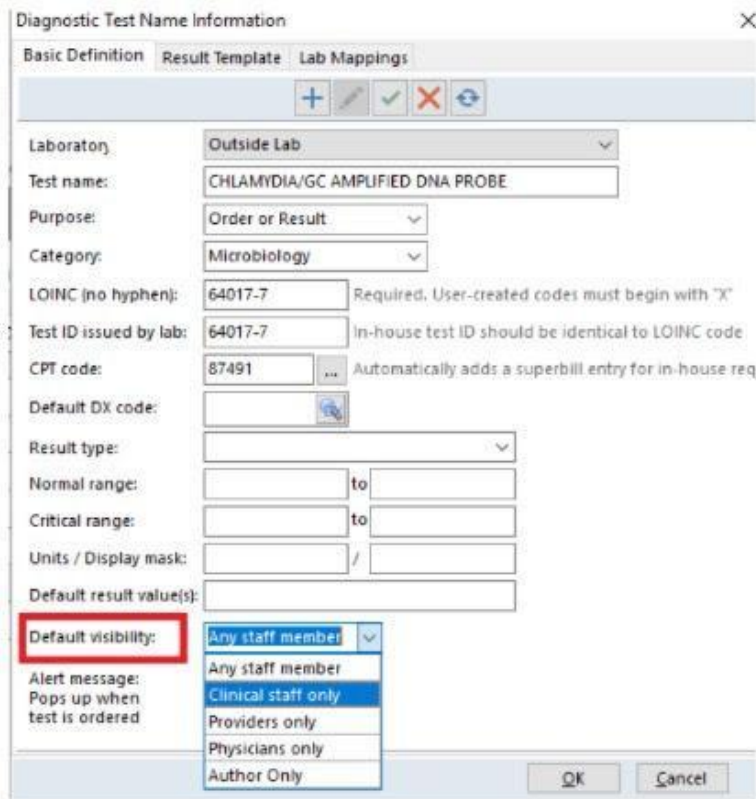


June 23, 2021 Portal Tips & Tricks

eLabs and Potentially Sensitive Tests

Sensitive labs can only be protected at the requisition level. There are 3 ways to protect sensitive labs from flowing to the portal when the results are received in OP:

1. For commonly used tests, make the default visibility in the Diagnostic Test setup **"Clinical Staff Only"**. This ensures that when these tests are ordered, they will not appear on the portal.



Diagnostic Test Name Information

Basic Definition Result Template Lab Mappings

Laboratory: Outside Lab

Test name: CHLAMYDIA/GC AMPLIFIED DNA PROBE

Purpose: Order or Result

Category: Microbiology

LOINC (no hyphen): 64017-7 Required. User-created codes must begin with "X"

Test ID issued by lab: 64017-7 In-house test ID should be identical to LOINC code

CPT code: 87491 Automatically adds a superbill entry for in-house req

Default DX code:

Result type:

Normal range: to

Critical range: to

Units / Display mask: /

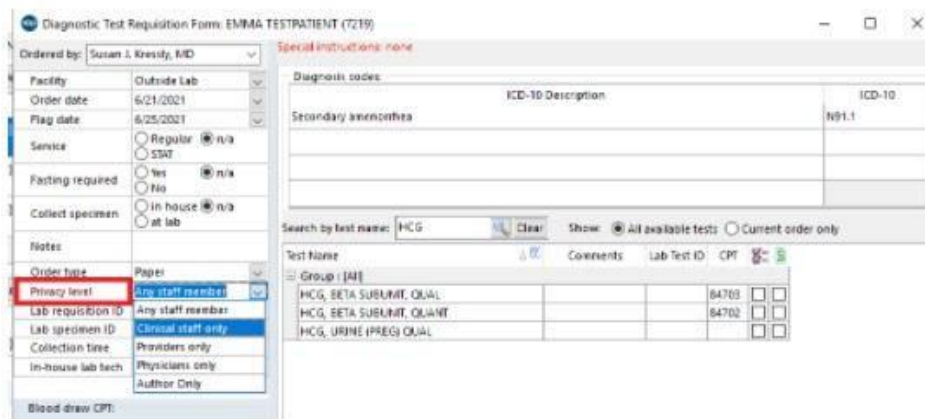
Default result value(s):

Default visibility: **Clinical staff only**

Alert message: Pops up when test is ordered

OK Cancel

2. When a provider orders a test not commonly used in your practice, they will need to set the privacy level on the actual requisition in OP to **"Clinical staff only"** if they want to prevent sensitive test results from going to the portal.



Diagnostic Test Requisition Form: EMMA TESTPATIENT (7219)

Ordered by: Susan J. Kressly, MD

Special instructions: none

Facility: Outside Lab

Order date: 6/21/2021

Flag date: 6/25/2021

Service: Regular n/a STAT

Fasting required: Yes n/a No

Collect specimen: In house n/a at lab

Notes:

Order type: Paper

Privacy level: **Clinical staff only**

Lab requisition ID: Any staff member

Lab specimen ID: Clinical staff only

Collection time: Providers only

In-house lab tech: Physicians only

Blood draw CPT: Author Only

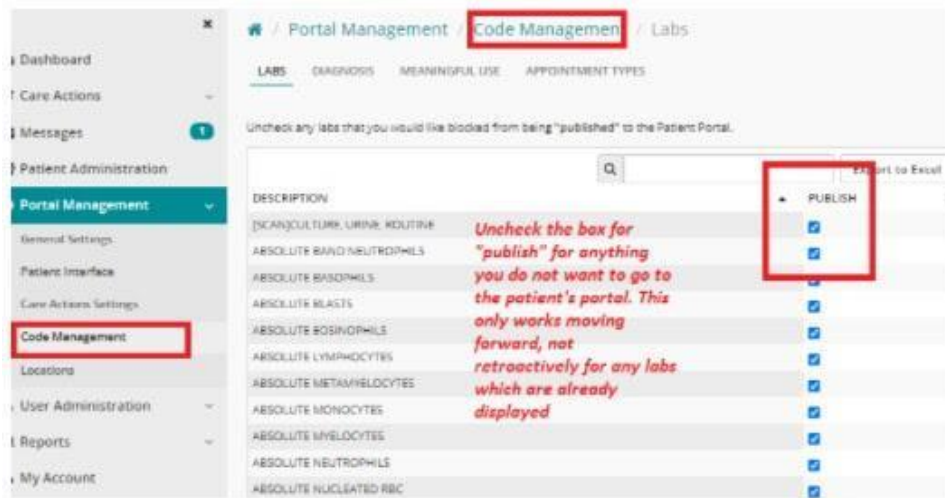
Diagnosis codes:

ICD-10 Description	ICD-10
Secondary amenorrhea	N91.1

Search by test name: HCG Clear Show: All available tests Current order only

Test Name	Comments	Lab Test ID	CPT
Group: [AI]			
HCG, BETA SUBUNIT, QUAL		84703	
HCG, BETA SUBUNIT, QUANT		84702	
HCG, URINE (PREG) QUAL			

- Go to the Code Management section within Portal Management in IntelliChart and uncheck the labs you do not want to appear (publish) on the portal.



***Note:** Currently, once an eLab is received, you cannot change its visibility in OP. Therefore, it's important that you protect any sensitive results prior to requesting the lab.

Workflows for Accurate Insurance Information

Patient insurance information should be visible to families on the portal. Encourage your patients to check that this information is correct. If not, ask them to send you a message via the portal with a picture of their new card.