

SPECIALTY CATALOG

AERONAUTICAL SUPPLIES

1944 — 1945

*Supply
Division
Inc.*

MEMPHIS
TENNESSEE

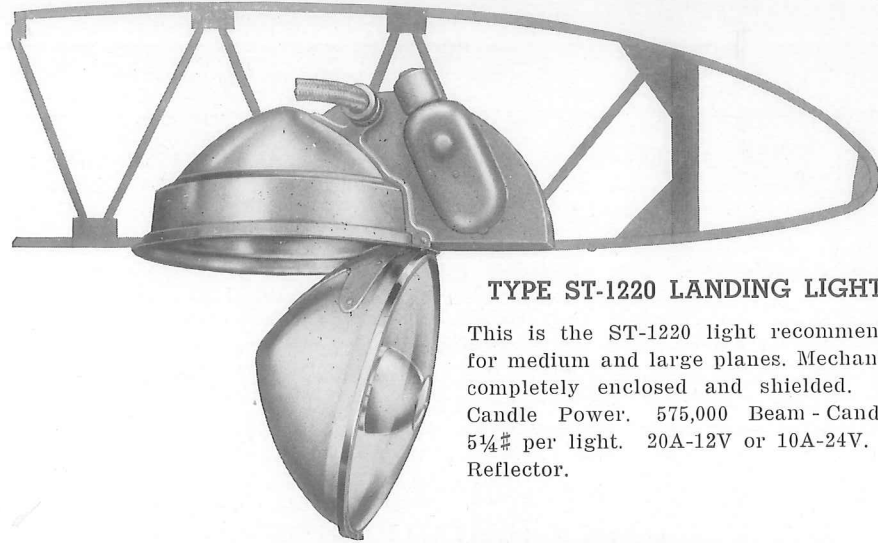


ROBERTSON
MISSOURI



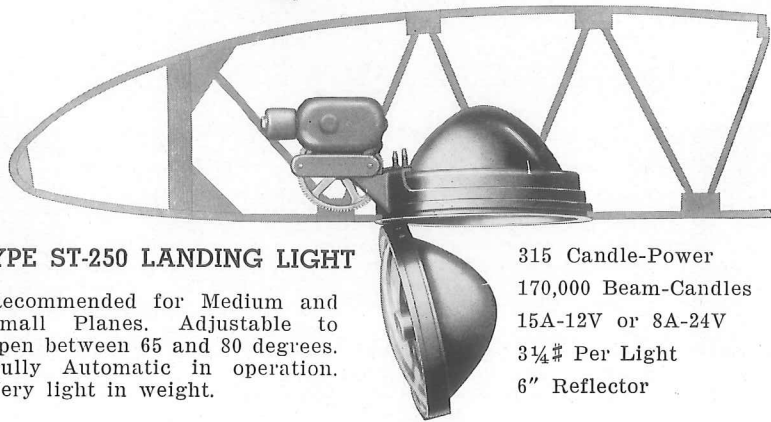
OKLAHOMA CITY
OKLAHOMA

GRIMES LANDING LIGHTS



TYPE ST-1220 LANDING LIGHTS

This is the ST-1220 light recommended for medium and large planes. Mechanism completely enclosed and shielded. 415 Candle Power. 575,000 Beam-Candles. 5 1/4" per light. 20A-12V or 10A-24V. 8" Reflector.



TYPE ST-250 LANDING LIGHT

Recommended for Medium and Small Planes. Adjustable to open between 65 and 80 degrees. Fully Automatic in operation. Very light in weight.

315 Candle-Power
170,000 Beam-Candles
15A-12V or 8A-24V
3 1/4" Per Light
6" Reflector

LANDING LIGHTS


Model	Voltage	Finish	Including	Per Set of Two
ST-1220	12 or 24	Zinc Chromate & Chrome	Lamps & Switches	\$121.00
ST-1220	12 or 24	Anodic Z. C. & Chrome	Lamps	121.00
ST-1220A	12 or 24	Anodic Z. C. & Chrome	Lamps	126.00
ST-250	12 or 24	Aluminum Lacquered	Lamps & Switches	66.00
ST-250	12 or 24	Anodic & Lacquered	Lamps	66.00

ST-1220A Has attachment to light lamp in any position. One Light and Switch furnished at half the price of pair.


LANDING LIGHT PARTS

ST-1220 PARTS		ST-250 PARTS	
GE-A19 Lamp assembly (12 or 24 V)	\$5.50	B-1171 Lamp assembly (12 or 24 V)	\$4.50
B-1528 Lens assembly with gaskets	3.50	A-1170 Lens	1.50
B-1477 Reflector	4.80	B-1169 Reflector	2.25
B-1527 Mounting Rim	2.50	A-1172 Lens gasket (3 required) each	.05
A-1530 Mounting Band	1.75	A-1166 Mounting Rim	1.75
Switch (also for ST-250)	1.50	A-1173 Reflector Clip	1.75
Switch Plate for one light	.50	Complete list of ST-1220 and ST-250 repair parts will be sent upon request.	
Switch Plate for two lights	.35		


GRIMES POSITION LIGHTS




Model A-Wing




Model B-Wing




Model C-Wing




Model A-Tail



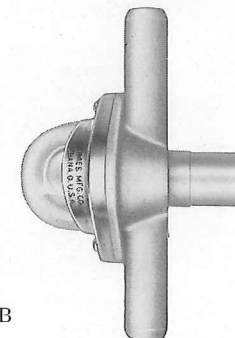
Model B-Tail




Model C-Tail



Model T Wing



Model S Tail



Model E Airline Wing

POSITION LIGHT PRICES

Set of 3 Lights Complete, A, B or C. Specify Model and Voltage\$12.00

Model	Voltage	Contact	Candle Power	List Each
A-Wing	6-8 or 12-16	D. C.	15	\$4.25
B-Wing	6-8 or 12-16	D. C.	15	4.25
C-Wing	6-8 or 12-16	D. C. or S. C.	15	4.25
T-Wing	6-8 or 12-16	D. C. or S. C.	15	4.75
E-Wing	6-8, 12-16 or 28	S. C. Fits 1/4 Conduit	21	4.00
A-Tail	6-8 or 12-16	D. C.	15	3.75
B-Tail	6-8 or 12-16	D. C.	15	3.75
C-Tail	6-8 or 12-16	D. C. or S. C.	15	3.75
C-Warning	6-8 or 12-16	S. C. Fits 1/4 Conduit	50	4.75
S-Tail	6-8 or 12-16	S. C. Fits 1/4 Conduit	15	3.50
S-Anchor	6-8 or 12-16	S. C. Fits 1/4 Conduit	15	3.50

POSITION LIGHT PARTS

Lamp, A-B-C (Specify Voltage)	\$0.25	Lamp, Model E (Specify Voltage)	\$1.25
A-1233 Lens A-B-C-D (Specify color)	\$1.10	A-1108 Gasket, Model E only	.05
A-2103 Lens for Model S	.90	A-1232 Gasket for all others	.03
A-1280 Lens, Model E (Specify color)	1.00	A-1235 Body assembly for A-Wing	2.50
A-1229 Reflector, A-B-C wing lights	1.25	A-2431 Body assembly for B-Wing	2.50
A-2439 Reflector, T Tail light only	1.35	B-1945 Body assembly for C-Wing	2.50
A-1933 Reflector for A Tail light	1.25	A-2434 Body assembly for T-Wing	2.25
A-1931 Reflector, B-C tail lights	1.25	A-1286 Body assembly for E-Wing	1.50
A-2108 Lens Retainer, Model S only	.30	A-2445 Body assembly for A-Tail	2.25
A-1104 Lens Retainer, Model E only	.75	A-2447 Body assembly for B-Tail	2.25
A-1234 Lens Retainer, all others	.05	A-1941 Body assembly for C-Tail	2.25
A-2109 Gasket, Model S only	.05	A-2107 Body assembly for S-Tail	2.25