

## SENSENICH MODEL NUMBERS AND THEIR MEANINGS

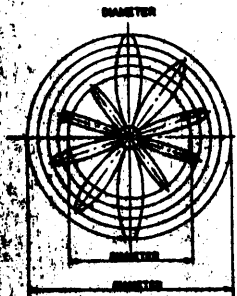
In devising a system of identification for fixed pitch propellers, Sensenich Corporation worked out a code system which not only identifies the propellers, but also describes them.

1. It is easy to remember and understand.
2. It readily identifies the propeller from all other designs.

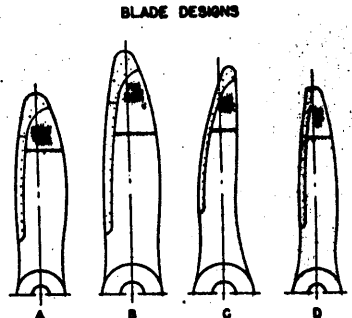
3. It gives a complete description of the construction and dimensions of the propeller.

The model number used as an illustration is an example of the complete description of a propeller that is possible with our system and code of marking.

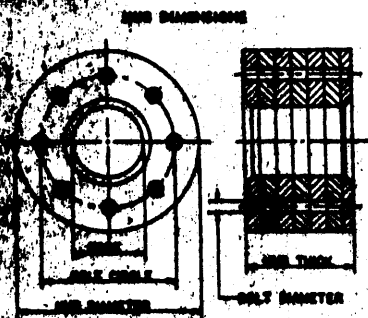
# FOR EXAMPLE: 90CASPL86A



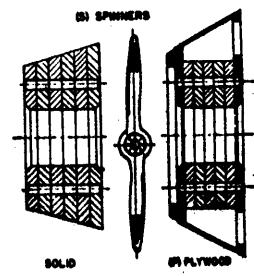
The first two numbers always indicate propeller diameter in inches.



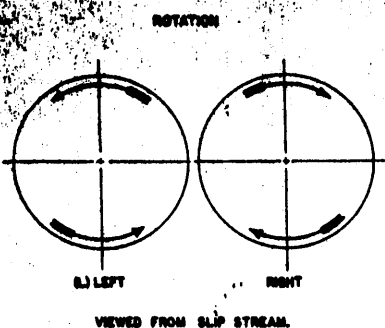
**C** First letter always indicates the basic blade design.



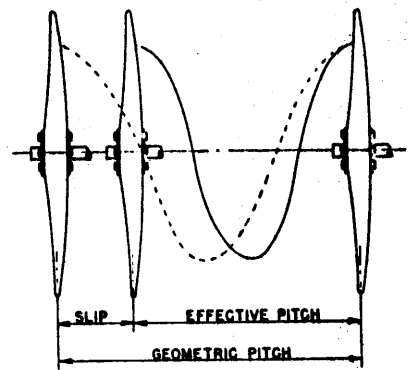
The second letter indicates hub dimensions for a standard metal hub.



**S** Always indicates integral solid wood spinner unless followed by the letter P.  
**P** Following the letter S indicates integral plywood shell spinner.



**L** Preceded by two or more letters always indicates left hand rotation.



**86** Geometric pitch in inches measured at 75% of the radius.

**A** Any letter following the geometric pitch designation indicates a material modification of a standard design.

## SENSENICH PROPELLERS RECOMMENDED FOR VARIOUS AIRCRAFT AND ENGINES

Every effort has been made to list all planes and engines currently in use. If you do not find your propeller listed here, specify aircraft and engine model numbers when ordering propeller.

This list supersedes all previous lists and includes all recent design and designation changes.

*Please be sure to check Hub Notes on page 6 before placing order*  
*The first propeller model listed is the standard pitch*

Airplane Model	Engine Mfg.	Engine Model	H.P.	Recommended Sensenich Propeller	Hub Notes
Aeronca CS	Aeronca	E 113, A, B, C	38	69A 28	6
Aeronca K	Aeronca	E 113, CB, CDB	40-45	69A 30	6
Aeronca K C	Continental	A 40	40	60J 28	2
Aeronca L B	Rearwin	5 DF, 5 F	35	78R 64	23
Aeronca L C	Warner	Scarab Jr.	90	80V	22
Aeronca K C A, 50C, 50TC	Continental	A 50	50	76H 51, 76B 49	2
Aeronca 50 F	Franklin	4AC 150	50	70F 45, 70Y 47	14
Aeronca 50L, 50LA, 50TL	Lycoming	O 145 A 1	50	70L 45, 70L 47	13
Aeronca 50L, 50LA, 50TL	Lycoming	O 145 A 2	55	70L 47, 70L 45	13
Aeronca 60TF	Franklin	4AC 150	60	70F 47, 70F 45	14
Aeronca 65TC, 65TAC, O58, 65C, 65CA	Continental	A 65	65	72CK 42, 72CK 44	1
Aeronca S 65 C, S 65 CA	Continental	A 65	65	76CK 34, 76CK 36	1
Aeronca 65TL, 65TAL, 65LA, 65LB	Lycoming	O 145 B 2	65	70LY 34, 70LY 36	12
Aeronca 65TF, 65 TAF	Franklin	4AC 176 B2	65	72F 42, 72F 44	16
Aeronca 7 AC, 11AC, 11ACS	Continental	A 65	65	72CK 42, 72CK 44	1
Aeronca 8TAC, 811AC	Continental	A 65	65	76CK 34, 76CK 36	1
Aeronca 7BCM, 11BC	Continental	C 85	85	72GK 48, 72GK 48	1
Aeronca 7DC, 11CC	Continental	C 85	85	72GK 44, 72GK 46	1
Aeronca 15AC	Continental	C 145	145	73BR 44	3
Aeronca 7EC, 7CCM	Continental	C90	90	72GK 48, 72GK 50	1
Bellanca 14 9 B	Rearwin	5 F, 5 G	90	74B 58	23
Bellanca 14 12 F 3	Franklin	6 AC 204 F3	120	74CF 57	19
Bellanca 14 13, 14 13 2	Franklin	6A4 150 B3	150	74RR 68	3
Bird B K	Kinner	K 5	100	90BA 40	27
Boeing PT 13, N 2 S 3 75 Series	Lycoming	R 680 11	220-225	98A 08	3
Boeing PT 17, N 3 S 3 75 Series	Continental	R 670 5	220	98A 04, 98A 48	5
Boeing PT 17, N 2 S 3 75 Series	Continental	R 670 5	220	98AB 04, 98AB 08	22
Boeing PT 17, N 2 S 3 75 Series	Continental	R 670 5	220	98AC 04, 98AC 08	11
Call A	Lycoming	O 255	100	74FE 44, 74FE 46	14
Call A2	Lycoming	O 200	125	76JH 48	18
Call A3	Continental	C 125	125	76JR 48	3
Cessna C34, C37, C38, C145	Warner	Super Scarab	145	82R 81	27
Cessna C34, C37, C38, C145	Warner	Super Scarab	145	82RA 81	24
Cessna C 105	Warner	Super Scarab	165	82RA 81	24
Cessna UC 78, T50, AT17	Jacobs	L 4 MB	225-245	90JA 81	2
Cessna 120, 140	Continental	C 85	85	74FK 49, 74FK 47	1
Cessna 140	Continental	C 90	90	74FK 51	1
Cessna 170, 170A	Continental	C 145	145	73BR 50	3
Champion 7E C	Continental	C 90	90	72GK 48, 72GK 50	1
Commonwealth 185	Continental	C 85	85	74FK 47	1
Culver L C A	Continental	A 75	75	70A 52, 70A 54	9
Culver L F A	Franklin	4 AC 176 F 3	80	70AF 54	16
Culver L F A	Franklin	4 AC 176 D 3	80	70AF 52	16
Culver Dart G	Lambert	R 266	90	70D 57	
Culver Dart GK	Rearwin	5 F	90	78R 54	23
Ercoupe 415C	Continental	A 65	65	72CK 44, 72CK 42	1
Ercoupe 415C, 415CD, 415D	Continental	C 75	75	74FKT 48, 74FKT 50	1
Ercoupe 415D, E, G	Continental	C 85	85	74FKT 48, 74FKT 50	1
Fairchild 24J, 24G, 24W9, 24W 40, 24W 41	Warner	Super Scarab	145	86C 67	27
Fairchild 24J, 24G, 24W9, 24W40, 24W41	Warner	Super Scarab	145	86CA 67, 86CA 69	25
Fairchild 24C8F, 24H	Ranger	6 390 D 3	150	86BS 58	27
Fairchild 24C8F, 24H	Ranger	6 390 D 3	150	86BAS 58	25
Fairchild 24K, 24R9, 24R9S	Ranger	6 410 B 1, B 2	165	86BS 58, 86BS 45	27



RECOMMENDED PROPELLERS—(Continued)

Please be sure to check Hub Notes on page 6 before placing order  
 The first propeller model listed is the standard pitch

Airplane Model	Engine Mfg.	Engine Model	H.P.	Recommended Sensenich Propeller	Hub Notes
Piper J 3 L 65 S	Lycoming	O 145 B	65	70LY 32	12
Piper J 4	Continental	A 50	50	76B 47, 76B 49	9
Piper J 4 A	Continental	A 65	65	72CK 42, 72CK 44	1
Piper J 4 B	Franklin	4 A C 171	60	70F 47, 72F 40	16
Piper J 4 E	Continental	A 75	75	70D 42, 70D 44	9
Piper J 4 F	Lycoming	O 145 B	65	70LY 36, 70LY 34	12
Piper J 5 A	Continental	A 75	75	70D 40, 70D 42	9
Piper J 5 B	Lycoming	G O 145 C	75	78LY 52	18
Piper A E 1, J 5 C	Lycoming	O 235	100	74FE 46, 74FM 44	14
Piper L 14	Lycoming	O 290	125	76JB 44	15
Piper PA-11, PA-17	Continental	A 65	65	72CK 42, 72CK 44	1
Piper PA-11, PA-18	Continental	C 90	90	72GK 50, 72GK 52	1
Piper PA-11 Seaplane	Continental	A 65	65	76CK 34, 76CK 36	1
Piper PA-11 Seaplane	Continental	C 90	90	72GK 48, 76CK 38	1
Piper PA-12	Lycoming	O 235 C	100	76RM 44, 76RM 43	9
Piper PA-12	Lycoming	O 235 C 1	108	76RM 46, 74FM 50	9
Piper PA-12 Seaplane	Lycoming	O 235 C	100	76RM 41	9
Piper PA-14, PA-16, PA-18, PA-20	Lycoming	O 235 C 1	108	74FM 52, 74FM 50	9
Piper PA-15	Lycoming	O 145 B	65	70LY 36, 70LY 38	12
Piper PA-20, PA-22 "135"	Lycoming	O 290 D	125	74FM 57	9
Piper PA-20, PA-22 "135"	Lycoming	O 290 D 2	125	74FM 57	9
Piper PA-18, PA-18 A	Lycoming	O 290 D	125	74FM 52, 74FM 50	9
Piper PA-18, PA-18 A	Lycoming	O 290 D 2	125	74FM 52, 74FM 50	9
Porterfield 35 70	Rearwin	5 D E	70	78R 50	33
Porterfield 35 W	Warner	Scarab, Jr.	90	80 W	29
Porterfield C P 50, C P 55	Continental	A 50	50	76B 49, 76B 47	9
Porterfield C P 65	Continental	A 65	65	72CK 44, 72CK 42	1
Porterfield F P 65	Franklin	4 AC 176 B 1	65	72F 46, 72F 44	16
Porterfield L P 65	Lycoming	O 145 B	65	70LY 38, 70LY 36	12
Rearwin 7900	Rearwin	5 D E	70	78R 50	33
Rearwin 8155, 8155, 8155T	Rearwin	7 F, 7 G	120	78R 57, 78R 59	33
Rearwin 8300, 9000 KR, 9000L	Rearwin	5 G	35-90	78R 50	33
Rearwin 125	Continental	A 65	65	72CK 44, 72CK 42	1
Rearwin 175	Continental	A 75	75	70D 44, 70D 42	9
Rearwin 190 F	Franklin	4 AC 176 F 3	80	70DF 48	16
Ryan S T A	Menasco	C 4	125	80R 70	31
Ryan SCW 145	Warner	Super Scarab	145	82RA 77	35
Ryan SCW 145	Warner	Super Scarab	145	82R 77	37
Ryan S T 3 K R, PT 22	Kinner	R 56	160	90H 86	37
Ryan S T 3 K R, PT 22	Kinner	R 56	160	90HA 86	3A
Stinson 10, H W 75	Continental	A 75	75	70D 40, 70D 42	9
Stinson 10, 105, H W 75	Continental	A 80	80	70D 42, 70D 40	9
Stinson 10 A	Franklin	4AC 199 E2	90	72DF 48, 72DF 49	17
Stinson L 5	Lycoming	O 435	190	85RW 57	26
Stinson L 5	Lycoming	O 435	190	85RB 57	26
Stinson 108	Franklin	6A4 150 B31	150	76JA 53	18
Stinson 108, 108-1	Franklin	6A4 150 B3	150	76JR 53, 76JR 55	3
Stinson 108, 108-1 Seaplane	Franklin	6A4 150 B3	150	76JR 51, 76JR 53	3
Stinson 108-2, 108-3	Franklin	6A4 165 B3	165	76JR 53, 76JR 55	3
Stinson 108-2 Seaplane	Franklin	6A4 165 B3	165	76JR 51, 76JR 53	3
Taylorcraft A	Continental	A 40	40	69J 28	8
Taylorcraft BC 65, BC 12 65, L2	Continental	A 65	65	72CK 42, 72CK 44	1
Taylorcraft BC 12 D, BC 12 D1	Continental	A 65	65	72CK 44, 72CK 42	1
Taylorcraft BCS 12D, BCS 65, BCS 12 65, BCS 12 D1	Continental	A 65	65	76CK 34, 76CK 36	1
Taylorcraft BF	Franklin	4AC 150	50	70F 45, 70F 43	16
Taylorcraft BF 65, BF 12 65	Franklin	4AC 176 B2	65	72F 42, 72F 44	16
Taylorcraft BL 65, BL 12 65, DL 65	Lycoming	O 145 B	65	70LY 36, 70LY 38	12
Taylorcraft DC 65, DCO 65	Continental	A 65	65	72CK 42, 72CK 44	1
Taylorcraft DF 65	Franklin	4AC 176	65	72F 42, 72F 44	16
Taylorcraft BC 12D85, BC 12D485	Continental	C85	85	72GK 48, 72GK 50	1
Taylorcraft 19	Continental	C 85	85	72GK 46, 72GK 48	1
Waco RNF, RBA	Warner	Scarab	125	90BA 65	37
Waco UKC, UIC, UBA, UEC	Continental	R 670 A	210	100CC 65	11
Waco YPT 14, UPF 7, UIC	Continental	W 670 BA	225	98C 70, 98AC 68	11
Waco YMF, YQC, YOC, YKS, YKC	Jacobs	L 4	225	100CD 67	23
Waco QCF, QDC, QSO	Continental	A70, A70 2	165	100CC 58	11

## HUB NOTES

No.	Manufacturer	Type	Hub Model Number	Propeller Hub Dimensions			
				Thick-ness	Bore	Bolt Circle Dia.	No. & Dia. of Bolt Holes
1	Engine Mfg.	Integral Flange	SAE Standard No. 1 Flange	3 3/8	2.255	4 3/8	6 @ 3/8
2	Engine Mfg.	Integral Flange	SAE Standard No. 2 Flange	3 1/2	2.255	4 3/4	6 @ 3/8
3	Engine Mfg.	Integral Flange	SAE Standard No. 3 Flange	4	2.255	5 1/4	8 @ 3/8
4	Engine Mfg.	Integral Flange	SAE Standard No. 4 Flange	5	2.255	6	8 @ 7/8
5	Air Force	SAE 20 Spline	41G2325-9	6	3.880	7	8 @ 7/8
5A	Air Force	SAE 20 Spline	41G2325-6	5 1/4	3.880	7	8 @ 7/8
6	Aeronca	Taper	805	2 1/2	1.755	5	0 @ 3/8
8	Continental	SAE No. 0 Taper	A3482	3 1/4	2.255	4	0 @ 3/8
9	Continental	SAE No. 0 Taper	A3740	3 3/8	2.255	4 3/8	6 @ 3/8
10	Continental	SAE 10 Spline	A40011	4	2.755	5 1/4	8 @ 3/8
11	Continental	SAE 20 Spline	A4064	6	3.151	6.693	8 @ 1/2
12	Lycoming	Integral Flange		3 1/4	1.875	4 3/8	6 @ 3/8
13	Lycoming	Integral Flange		3 1/2	1.875	4 3/4	6 @ 3/8
14	Lycoming	Integral Flange		4	2.192	4 3/4	6 @ 3/8
15	Lycoming	Integral Flange		4	2.192	5 1/4	8 @ 3/8
16	Franklin	Integral Flange		3 1/4	2.005	4	6 @ 3/8
17	Franklin	Integral Flange		4	2.005	4	6 @ 3/8
18	Franklin	Integral Flange		4	2.005	5	8 @ 3/8
19	Franklin	Integral Flange		4	2.005	5	8 @ 7/8
20	Funk	Taper	14	4	2.580	4 3/4	6 @ 3/8
21	Jacobs	SAE 20 Spline	90205	6	3.817	6.693	8 @ 1/2
22	Jacobs	SAE 20 Spline		6	3.443	6.693	8 @ 1/2
23	Kinner	SAE No. 1 Taper	610	4	2.692	5 1/4	8 @ 3/8
24	Kinner	SAE 10 Spline	1475	4	3.255	5 3/4	8 @ 3/8
25	Kinner	SAE 10 Spline	1475	4	3.255	5 1/4	8 @ 7/8
26	Kinner	SAE 20 Spline	1609, 42K14179	4	4.130	6 3/4	8 @ 7/8
27	Messico	Taper Shaft	2016A	4	2.692	5 1/4	8 @ 3/8
28	Messico	(Propeller Model 80R)		4 3/8	2.949	5 1/4	8 @ 3/8
29	Rezvina	Leblond No. 1 Taper	05057	4	2.692	4 3/8	6 @ 7/8
30	Wagner	SAE 20 Spline	7900, 8530, 8599	4 1/8	3.255	5 1/4	8 @ 3/8
31	Wagner	SAE 20 Spline	8808, 43D24385	4 1/8	3.255	6 3/4	8 @ 3/8
32	Wagner	SAE No. 1 Taper	O X 5	4	2.692	5 1/4	8 @ 3/8



**GARANTEE.** All Sensenich propellers are guaranteed to be free from defects in materials and workmanship, and to fulfill to the satisfaction of the customer, the service for which they were designed and constructed. Sensenich propellers are sold with the understanding that the customer must be satisfied

after actual flight test on his own airplane. Any Sensenich propeller which fails to meet this test, or which shows defects of material or workmanship will be repaired or replaced without additional expense. We cannot, of course, be held responsible for defects caused by accidents or improper care.



**SENSENI**CH is America's largest manufacturer of wood aircraft propellers. For more than two decades Sensenich engineers and craftsmen have been designing and building wood propellers for most of America's personal planes. That's why you find the famous Sensenich

winged trademark more often than any other on new aircraft (under 250 HP) rolling off the line, on the ground or in the air—any time, any where. A Sensenich propeller is your guarantee of top performances from any engine, any aircraft, boat or sled.

## **SENSENI**CH FIXED PITCH WOOD PROPELLERS

**Complete and latest model recommendations for  
all aircraft powered under 250 h.p.**

All fixed pitch wood type propellers are constructed of aircraft birch or maple laminations bonded together by a boil proof resorcinol resin glue with the glue lines running parallel to the hub faces. The leading edges are protected against abrasion by metal leading edge strips and cap tips, fastened to the propeller by steel screws and copper rivets.

Approximately 12 inches of each blade tip is also further reinforced and protected by a sturdy fabric or plastic covering glued to the wood.

The wood is protected against moisture by the application of two dip coats of a varnish type wood sealer and two spray coats of a special spar type propeller varnish. These propellers can also be obtained with an aluminum pigmented varnish finish which increases the resistance of the finish to moisture penetration.

### **SPECIAL PROPELLERS**

The facilities and experience of Sensenich Corporation's engineering department are available to manufacturers and designers desiring special models for particular applications.

Write for copies of the Sensenich engineering form "Basic Engineering Data for Propeller Selection." Upon receipt of a completed copy of this form the engineering department will complete a design study for a propeller to meet your requirements and will advise you accordingly.

Your inquiry involves no obligation.



**SENSENI**CH CORPORATION  
LANCASTER, PA.

Printed in U.S.A.