



GENUINE SINCE 1937

RAY-BAN AUTHENTIC

SUGGESTED RETAIL PRICE LIST EURO, JULY 2021

Suggest Retail Prices are for indicative purposes only. Final prices are at the sole discretion of the retailer.

INDEX

AVAILABILITY AND PRICE LIST

Clear lenses	05
Clear lenses on sun	13
Sun lenses	15
Kids lenses	20
Transitions® availability	23
Color offer availability	25

OTHER INFORMATION

Customer service center	27
-------------------------	----



AVAILABILITY AND PRICE LIST

AVAILABILITY
AND PRICE LIST





CLEAR LENSES AVAILABILITY AND PRICE LIST

**RAY-BAN SV SPH
TUNED**

CLEAR SINGLE VISION

	CLEAR		RAY-BAN BLUE LIGHT EASE		TRANSITIONS® SIGNATURE® GEN8™		TRANSITIONS® XTRACTIVE®
	RAY-BAN AR CLASSIC	RAY-BAN AR OPTIMIZED	RAY-BAN AR CLASSIC	RAY-BAN AR OPTIMIZED	RAY-BAN AR CLASSIC	RAY-BAN AR OPTIMIZED	RAY-BAN AR OPTIMIZED

RAY-BAN SV SPH TUNED

1.60	210 €	240 €	240 €	270 €	310 €	340 €	---
1.50	160 €	190 €	190 €	220 €	260 €	290 €	---

POWER RANGES (VARIATIONS FOR RAY-BAN AR OPTIMISED)

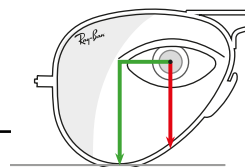
	MIN	CYL	MAX	MIN	CYL	MAX	MIN	CYL	MAX	MIN	CYL	MAX
1.60	-8 (-6)	cyl 2	+6	-6	cyl 2	+6	-8	cyl 2	+6	---	---	---
1.50	-6 (-5)	cyl 2	+6 (+4)	-5	cyl 2	+4	-4	cyl 2	+4	---	---	---

LENS CHARACTERISTICS

Lens Processing	STOCK
Front / back surface geometry	SPHERICAL

CENTRATION (BOXING SYSTEM)

Minimum Fitting Height (MFH)	10 mm
------------------------------	-------



1. The heights are measured from the center of the pupil to the lower part of the lens.
2. Pictures above display the right way to take measures.
3. THE HEIGHT IN GREEN IS CORRECT. The height in red is not correct.

* The suggested retail prices indicated are to be considered per pair of lenses. Included in the price: AR coating, Fit to frame, Edging & Mounting, Ray-Ban Signature - when applicable. Centration Charts available on MyLuxottica

Please, consult MyLuxottica to check the rxable frames availability or any eventual power range limitation. Transitions® Signature® GEN8™ and XTRActive®: consult the availability chart to verify the versions, colors and materials.

CLEAR LENSES

AVAILABILITY AND PRICE LIST

**RAY-BAN SV ASPH
TUNED**

CLEAR SINGLE VISION

	CLEAR		RAY-BAN BLUE LIGHT EASE		TRANSITIONS® SIGNATURE® GEN8™		TRANSITIONS® XTRACTIVE®
	RAY-BAN AR CLASSIC	RAY-BAN AR OPTIMIZED	RAY-BAN AR CLASSIC	RAY-BAN AR OPTIMIZED	RAY-BAN AR CLASSIC	RAY-BAN AR OPTIMIZED	RAY-BAN AR OPTIMIZED

RAY-BAN SV ASPH TUNED

1.67	260 €	290 €	290 €	320 €	---	---	---
1.60	210 €	240 €	---	---	---	---	---

POWER RANGES (VARIATIONS FOR RAY-BAN AR OPTIMISED)

	RAY-BAN AR CLASSIC			RAY-BAN AR OPTIMIZED			TRANSITIONS® SIGNATURE® GEN8™			TRANSITIONS® XTRACTIVE®		
	MIN	CYL	MAX	MIN	CYL	MAX	MIN	CYL	MAX	MIN	CYL	MAX
1.67	-12	cyl 2	+6	-12	cyl 2	+6	---	---	---	---	---	---
1.60	-12 (-8)	cyl 2	+6	---	---	---	---	---	---	---	---	---

LENS CHARACTERISTICS

Lens Processing

STOCK

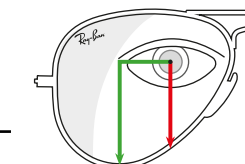
Front / back surface geometry

ASPHERICAL

CENTRATION (BOXING SYSTEM)

Minimum Fitting Height (MFH)

10 mm



1. The heights are measured from the center of the pupil to the lower part of the lens.
2. Pictures above display the right way to take measures.
3. THE HEIGHT IN GREEN IS CORRECT. The height in red is not correct.

CLEAR LENSES AVAILABILITY AND PRICE LIST

**RAY-BAN SV
EQUALIZED**

CLEAR SINGLE VISION

	CLEAR		RAY-BAN BLUE LIGHT EASE		TRANSITIONS® SIGNATURE® GEN8™		TRANSITIONS® XTRACTIVE®
	RAY-BAN AR CLASSIC	RAY-BAN AR OPTIMIZED	RAY-BAN AR CLASSIC	RAY-BAN AR OPTIMIZED	RAY-BAN AR CLASSIC	RAY-BAN AR OPTIMIZED	RAY-BAN AR OPTIMIZED

RAY-BAN SV EQUALIZED

1.74	360 €	390 €	---	---	---	490 €	---
1.67	310 €	340 €	340 €	370 €	---	440 €	440 €
1.60	260 €	290 €	290 €	320 €	---	390 €	390 €
1.50	210 €	240 €	240 €	270 €	---	340 €	340 €

POWER RANGES

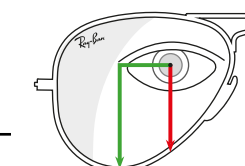
	MIN	CYL	MAX	MIN	CYL	MAX	MIN	CYL	MAX	MIN	CYL	MAX
1.74	-18	cyl 6	+13	---	---	---	-18	cyl 6	+13	---	---	---
1.67	-13	cyl 6	+9	-13	cyl 6	+9	-13	cyl 6	+9	-13	cyl 6	+9
1.60	-13	cyl 6	+8	-13	cyl 6	+8	-13	cyl 6	+8	-13	cyl 6	+8
1.50	-12	cyl 4	+10	-12	cyl 4	+10	-12	cyl 4	+10	-12	cyl 4	+10

LENS CHARACTERISTICS

Lens Processing	DIGITAL
Front / back surface geometry	SPHERICAL / FREE FORM

ADDITIONAL PARAMETERS

Vertex Distance (BVD)	from/to 5/22 mm
Pantoscopic Angle (TILT)	from/to -5/25°
Wrap Angle (WRAP)	from/to 0/25°



1. The heights are measured from the center of the pupil to the lower part of the lens.
2. Pictures above display the right way to take measures.
3. THE HEIGHT IN GREEN IS CORRECT. The height in red is not correct.

CENTRATION (BOXING SYSTEM)

Minimum Fitting Height (MFH)	10 mm
------------------------------	-------

* The suggested retail prices indicated are to be considered per pair of lenses. Included in the price: AR coating, Fit to frame, Edging & Mounting, Ray-Ban Signature - when applicable. Centration Charts available on MyLuxottica

Please, consult MyLuxottica to check the rxable frames availability or any eventual power range limitation. Transitions® Signature® GEN8™ and XTRActive®: consult the availability chart to verify the versions, colors and materials.

CLEAR LENSES

AVAILABILITY AND PRICE LIST

**RAY-BAN SV
AMPLIFIED**

CLEAR SINGLE VISION

	CLEAR		RAY-BAN BLUE LIGHT EASE		TRANSITIONS® SIGNATURE® GEN8™		TRANSITIONS® XTRACTIVE®
	RAY-BAN AR CLASSIC	RAY-BAN AR OPTIMIZED	RAY-BAN AR CLASSIC	RAY-BAN AR OPTIMIZED	RAY-BAN AR CLASSIC	RAY-BAN AR OPTIMIZED	RAY-BAN AR OPTIMIZED

RAY-BAN SV AMPLIFIED

1.74	---	---	---	---	---	530 €	---
1.67	---	---	---	410 €	---	480 €	---
1.60	---	---	---	360 €	---	430 €	---
1.50	---	---	---	310 €	---	380 €	---

POWER RANGES

	MIN	CYL	MAX	MIN	CYL	MAX	MIN	CYL	MAX	MIN	CYL	MAX
1.74	---	---	---	---	---	---	-14	cyl 6	+13	---	---	---
1.67	---	---	---	-14	cyl 6	+9	-14	cyl 6	+9	---	---	---
1.60	---	---	---	-12	cyl 6	+8	-12	cyl 6	+8	---	---	---
1.50	---	---	---	-10	cyl 4	+6	-10	cyl 4	+6	---	---	---

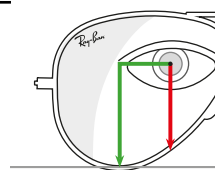
LENS CHARACTERISTICS

Lens Processing	DIGITAL
Front / back surface geometry	SPHERICAL / FREE FORM

BOOST ADDITION	0.3
	0.6
	0.9

CENTRATION (BOXING SYSTEM)

Minimum Fitting Height (MFH)	16 mm
------------------------------	-------



1. The heights are measured from the center of the pupil to the lower part of the lens.
2. Pictures above display the right way to take measures.
3. THE HEIGHT IN GREEN IS CORRECT. The height in red is not correct.

* The suggested retail prices indicated are to be considered per pair of lenses. Included in the price: AR coating, Fit to frame, Edging & Mounting, Ray-Ban Signature - when applicable. Centration Charts available on MyLuxottica

Please, consult MyLuxottica to check the rxable frames availability or any eventual power range limitation. Transitions® Signature® GEN8™ and XTRActive®: consult the availability chart to verify the versions, colors and materials.

CLEAR LENSES

AVAILABILITY AND PRICE LIST

**RAY-BAN PAL
BASE**

CLEAR PROGRESSIVE

	CLEAR		RAY-BAN BLUE LIGHT EASE		TRANSITIONS® SIGNATURE® GEN8™		TRANSITIONS® XTRACTIVE®
	RAY-BAN AR CLASSIC	RAY-BAN AR OPTIMIZED	RAY-BAN AR CLASSIC	RAY-BAN AR OPTIMIZED	RAY-BAN AR CLASSIC	RAY-BAN AR OPTIMIZED	RAY-BAN AR OPTIMIZED

RAY-BAN PAL BASE

1.60	450 €	480 €	480 €	510 €	---	630 €	630 €
1.50	400 €	430 €	430 €	460 €	---	580 €	580 €

POWER RANGES

	MIN	CYL	MAX	MIN	CYL	MAX	MIN	CYL	MAX	MIN	CYL	MAX
	1.60	-12	cyl 6	+8	-12	cyl 6	+8	-12	cyl 6	+8	-12	cyl 6
1.50	-10	cyl 4	+6	-10	cyl 4	+6	-10	cyl 4	+6	-10	cyl 4	+6

LENS CHARACTERISTICS

Lens Processing Front / back surface geometry Channel * Progression channel on back surface	DIGITAL SPHERICAL / FREE FORM* FIXED 18
--	---

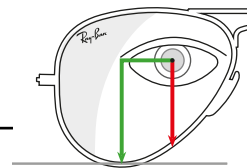
MINIMUM ADDITIONAL POWER	0.75
MAXIMUM ADDITIONAL POWER	3.50

ADDITIONAL PARAMETERS

Frame optimization* * It's used the pantoscopic angle and the wrap angle of the frame	YES
--	-----

CENTRATION (BOXING SYSTEM)

Minimum Fitting Height (MFH)	19 mm
------------------------------	-------



1. The heights are measured from the center of the pupil to the lower part of the lens.
2. Pictures above display the right way to take measures.
3. THE HEIGHT IN GREEN IS CORRECT. The height in red is not correct.

* The suggested retail prices indicated are to be considered per pair of lenses. Included in the price: AR coating, Fit to frame, Edging & Mounting, Ray-Ban Signature - when applicable. Centration Charts available on MyLuxottica

Please, consult MyLuxottica to check the rxable frames availability or any eventual power range limitation. Transitions® Signature® GEN8™ and XTRActive®: consult the availability chart to verify the versions, colors and materials.

CLEAR LENSES AVAILABILITY AND PRICE LIST

**RAY-BAN PAL
TUNED**

CLEAR PROGRESSIVE

	CLEAR		RAY-BAN BLUE LIGHT EASE		TRANSITIONS® SIGNATURE® GEN8™		TRANSITIONS® XTRACTIVE®
	RAY-BAN AR CLASSIC	RAY-BAN AR OPTIMIZED	RAY-BAN AR CLASSIC	RAY-BAN AR OPTIMIZED	RAY-BAN AR CLASSIC	RAY-BAN AR OPTIMIZED	RAY-BAN AR OPTIMIZED

RAY-BAN PAL TUNED

1.67	580 €	610 €	610 €	640 €	---	760 €	760 €
1.60	530 €	560 €	560 €	590 €	---	710 €	710 €
1.50	480 €	510 €	510 €	540 €	---	660 €	660 €

POWER RANGES

	MIN	CYL	MAX	MIN	CYL	MAX	MIN	CYL	MAX	MIN	CYL	MAX
1.67	-12	cyl 6	+9	-12	cyl 6	+9	-12	cyl 6	+9	-12	cyl 6	+9
1.60	-12	cyl 6	+8	-12	cyl 6	+8	-12	cyl 6	+8	-12	cyl 6	+8
1.50	-10	cyl 4	+6	-10	cyl 4	+6	-10	cyl 4	+6	-10	cyl 4	+6

LENS CHARACTERISTICS

Lens Processing	DIGITAL
Front / back surface geometry	SPHERICAL / FREE FORM*
Channel	VARIABLE**

* Progression channel on back surface

** Variable progression length from 14 mm to 18 mm for 1/10 mm

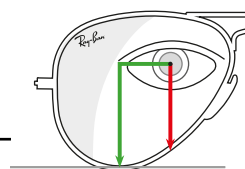
MINIMUM ADDITIONAL POWER	0.75
MAXIMUM ADDITIONAL POWER	3.50

ADDITIONAL PARAMETERS

Vertex Distance (BVD)	from/to 5/22 mm
Pantoscopic Angle (TILT)	from/to -5/25°
Wrap Angle (WRAP)	from/to 0/25°

CENTRATION (BOXING SYSTEM)

Minimum Fitting Height (MFH)	15 mm
------------------------------	-------



1. The heights are measured from the center of the pupil to the lower part of the lens.
2. Pictures above display the right way to take measures.
3. THE HEIGHT IN GREEN IS CORRECT. The height in red is not correct.

* The suggested retail prices indicated are to be considered per pair of lenses. Included in the price: AR coating, Fit to frame, Edging & Mounting, Ray-Ban Signature - when applicable. Centration Charts available on MyLuxottica

Please, consult MyLuxottica to check the rxable frames availability or any eventual power range limitation. Transitions® Signature® GEN8™ and XTRActive®: consult the availability chart to verify the versions, colors and materials.

CLEAR LENSES

AVAILABILITY AND PRICE LIST

**RAY-BAN PAL
EQUALIZED**

CLEAR PROGRESSIVE

	CLEAR		RAY-BAN BLUE LIGHT EASE		TRANSITIONS® SIGNATURE® GEN8™		TRANSITIONS® XTRACTIVE®
	RAY-BAN AR CLASSIC	RAY-BAN AR OPTIMIZED	RAY-BAN AR CLASSIC	RAY-BAN AR OPTIMIZED	RAY-BAN AR CLASSIC	RAY-BAN AR OPTIMIZED	RAY-BAN AR OPTIMIZED

RAY-BAN PAL EQUALIZED

1.74	710 €	740 €	---	---	---	890 €	---
1.67	660 €	690 €	690 €	720 €	---	840 €	840 €
1.60	610 €	640 €	640 €	670 €	---	790 €	790 €
1.50	560 €	590 €	590 €	620 €	---	740 €	740 €

POWER RANGES

	MIN	CYL	MAX	MIN	CYL	MAX	MIN	CYL	MAX	MIN	CYL	MAX
1.74	-18	cyl 6	+13	---	---	---	-18	cyl 6	+13	---	---	---
1.67	-14	cyl 6	+9	-14	cyl 6	+9	-14	cyl 6	+9	-14	cyl 6	+9
1.60	-12	cyl 6	+8	-12	cyl 6	+8	-12	cyl 6	+8	-12	cyl 6	+8
1.50	-10	cyl 4	+6	-10	cyl 4	+6	-10	cyl 4	+6	-10	cyl 4	+6

LENS CHARACTERISTICS

Lens Processing	DIGITAL
Front / back surface geometry	SPHERICAL / FREE FORM*
Channel	VARIABLE**

* Progression channel on back surface

** Variable progression length from 14 mm to 18 mm for 1/10 mm

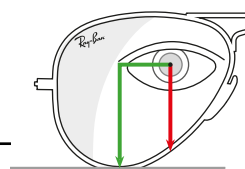
MINIMUM ADDITIONAL POWER	0.75
MAXIMUM ADDITIONAL POWER	3.50

ADDITIONAL PARAMETERS

Vertex Distance (BVD)	from/to 5/22 mm
Pantoscopic Angle (TILT)	from/to -5/25°
Wrap Angle (WRAP)	from/to 0/25°

CENTRATION (BOXING SYSTEM)

Minimum Fitting Height (MFH)	15 mm
------------------------------	-------



1. The heights are measured from the center of the pupil to the lower part of the lens.
2. Pictures above display the right way to take measures.
3. THE HEIGHT IN GREEN IS CORRECT. The height in red is not correct.

* The suggested retail prices indicated are to be considered per pair of lenses. Included in the price: AR coating, Fit to frame, Edging & Mounting, Ray-Ban Signature - when applicable. Centration Charts available on MyLuxottica

Please, consult MyLuxottica to check the rxable frames availability or any eventual power range limitation. Transitions® Signature® GEN8™ and XTRActive®: consult the availability chart to verify the versions, colors and materials.

CLEAR LENSES

AVAILABILITY AND PRICE LIST

**RAY-BAN PAL
AMPLIFIED**

CLEAR PROGRESSIVE

	CLEAR		RAY-BAN BLUE LIGHT EASE		TRANSITIONS® SIGNATURE® GEN8™		TRANSITIONS® XTRACTIVE®
	RAY-BAN AR CLASSIC	RAY-BAN AR OPTIMIZED	RAY-BAN AR CLASSIC	RAY-BAN AR OPTIMIZED	RAY-BAN AR CLASSIC	RAY-BAN AR OPTIMIZED	RAY-BAN AR OPTIMIZED

RAY-BAN PAL AMPLIFIED

1.74	---	820 €	---	---	---	970 €	---
1.67	---	770 €	---	800 €	---	920 €	920 €
1.60	---	720 €	---	750 €	---	870 €	870 €
1.50	---	670 €	---	700 €	---	820 €	820 €

POWER RANGES

	MIN	CYL	MAX	MIN	CYL	MAX	MIN	CYL	MAX	MIN	CYL	MAX
1.74	-14	cyl 6	+9	---	---	---	-14	cyl 6	+9	---	---	---
1.67	-14	cyl 6	+9	-14	cyl 6	+9	-14	cyl 6	+9	-14	cyl 6	+9
1.60	-12	cyl 6	+8	-12	cyl 6	+8	-12	cyl 6	+8	-12	cyl 6	+8
1.50	-10	cyl 4	+6	-10	cyl 4	+6	-10	cyl 4	+6	-10	cyl 4	+6

LENS CHARACTERISTICS

Lens Processing	DIGITAL
Front / back surface geometry	SPHERICAL / FREE FORM*
Channel	VARIABLE**

* Progression channel on back and front surface

** Variable progression length from 14 mm to 18 mm for 1/10 mm

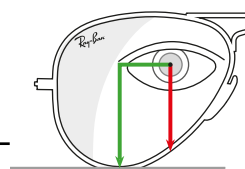
MINIMUM ADDITIONAL POWER	0.75
MAXIMUM ADDITIONAL POWER	3.50

ADDITIONAL PARAMETERS

Vertex Distance (BVD)	from/to 5/22 mm
Pantoscopic Angle (TILT)	from/to -5/25°
Wrap Angle (WRAP)	from/to 0/25°

CENTRATION (BOXING SYSTEM)

Minimum Fitting Height (MFH)	15 mm
------------------------------	-------



1. The heights are measured from the center of the pupil to the lower part of the lens.
2. Pictures above display the right way to take measures.
3. THE HEIGHT IN GREEN IS CORRECT. The height in red is not correct.

* The suggested retail prices indicated are to be considered per pair of lenses. Included in the price: AR coating, Fit to frame, Edging & Mounting, Ray-Ban Signature - when applicable. Centration Charts available on MyLuxottica

Please, consult MyLuxottica to check the rxable frames availability or any eventual power range limitation. Transitions® Signature® GEN8™ and XTRActive®: consult the availability chart to verify the versions, colors and materials.

CLEAR LENSES ON SUN AVAILABILITY AND PRICE LIST

**RAY-BAN SV
EQUALIZED**

CLEAR ON SUN SINGLE VISION

	CLEAR		RAY-BAN BLUE LIGHT EASE		TRANSITIONS® SIGNATURE® GEN8™		TRANSITIONS® XTRACTIVE®
	RAY-BAN AR CLASSIC	RAY-BAN AR OPTIMIZED	RAY-BAN AR CLASSIC	RAY-BAN AR OPTIMIZED	RAY-BAN AR CLASSIC	RAY-BAN AR OPTIMIZED	RAY-BAN AR OPTIMIZED

RAY-BAN SV EQUALIZED

1.67	310 €	340 €	340 €	370 €	---	440 €	---
1.60	260 €	290 €	290 €	320 €	---	390 €	---
1.50	210 €	240 €	240 €	270 €	---	340 €	---

POWER RANGES

	MIN	CYL	MAX	MIN	CYL	MAX	MIN	CYL	MAX	MIN	CYL	MAX
1.67	-6	cyl 4	+6	-6	cyl 4	+6	-6	cyl 4	+6	-12	cyl 6	+9
1.60	-6	cyl 4	+6	-6	cyl 4	+6	-6	cyl 4	+6	-12	cyl 6	+8
1.50	-6	cyl 4	+5	-6	cyl 4	+5	-6	cyl 4	+5	-10	cyl 4	+6

LENS CHARACTERISTICS

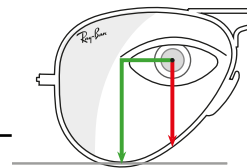
Lens Processing	DIGITAL
Front / back surface geometry	SPHERICAL / FREE FORM
Recommended for wrap frames	YES

ADDITIONAL PARAMETERS

Frame optimization*	YES
* It's used the pantoscopic angle and the wrap angle of the frame	

CENTRATION (BOXING SYSTEM)

Minimum Fitting Height (MFH)	10 mm
------------------------------	-------



1. The heights are measured from the center of the pupil to the lower part of the lens.
2. Pictures above display the right way to take measures.
3. THE HEIGHT IN GREEN IS CORRECT. The height in red is not correct.

* The suggested retail prices indicated are to be considered per pair of lenses. Included in the price: AR coating, Fit to frame, Edging & Mounting, Ray-Ban Signature - when applicable. Centration Charts available on MyLuxottica

Please, consult MyLuxottica to check the rxable frames availability or any eventual power range limitation. Transitions® Signature® GEN8™ and XTRActive®: consult the availability chart to verify the versions, colors and materials.

CLEAR LENSES ON SUN AVAILABILITY AND PRICE LIST

**RAY-BAN PAL
BASE**

CLEAR ON SUN PROGRESSIVE

	CLEAR		RAY-BAN BLUE LIGHT EASE		TRANSITIONS® SIGNATURE® GEN8™		TRANSITIONS® XTRACTIVE®
	RAY-BAN AR CLASSIC	RAY-BAN AR OPTIMIZED	RAY-BAN AR CLASSIC	RAY-BAN AR OPTIMIZED	RAY-BAN AR CLASSIC	RAY-BAN AR OPTIMIZED	RAY-BAN AR OPTIMIZED

RAY-BAN PAL BASE

1.67	500 €	530 €	530 €	560 €	---	680 €	---
1.60	450 €	480 €	480 €	510 €	---	630 €	---
1.50	400 €	430 €	430 €	460 €	---	580 €	---

POWER RANGES

	MIN	CYL	MAX	MIN	CYL	MAX	MIN	CYL	MAX	MIN	CYL	MAX
1.67	-6	cyl 6	+5	-6	cyl 6	+5	-6	cyl 6	+5	-12	cyl 6	+9
1.60	-6	cyl 6	+5.25	-6	cyl 6	+5.25	-6	cyl 6	+5.25	-12	cyl 6	+8
1.50	-5	cyl 4	+3.5	-5	cyl 4	+3.5	-5	cyl 4	+3.5	-10	cyl 4	+6

LENS CHARACTERISTICS

Lens Processing	DIGITAL
Front / back surface geometry	SPHERICAL / FREE FORM*
Recommended for wrap frames	YES
Channel	FIXED: 15 - 18

* Progressive channel on back surface

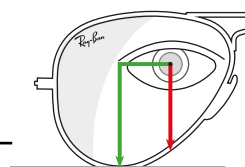
ADDITIONAL PARAMETERS

Frame optimization*	YES
---------------------	-----

* It's used the pantoscopic angle and the wrap angle of the frame

CENTRATION (BOXING SYSTEM)

Minimum Fitting Height (MFH)	Canale 15	16 mm
	Canale 18	19 mm



1. The heights are measured from the center of the pupil to the lower part of the lens.
2. Pictures above display the right way to take measures.
3. THE HEIGHT IN GREEN IS CORRECT. The height in red is not correct.

* The suggested retail prices indicated are to be considered per pair of lenses. Included in the price: AR coating, Fit to frame, Edging & Mounting, Ray-Ban Signature - when applicable. Centration Charts available on MyLuxottica

Please, consult MyLuxottica to check the rxable frames availability or any eventual power range limitation. Transitions® Signature® GEN8™ and XTRActive®: consult the availability chart to verify the versions, colors and materials.

SUN LENSES

AVAILABILITY AND PRICE LIST

**RAY-BAN SV
EQUALIZED**

SUN SINGLE VISION

	SOLID	GRADIENT	POLARIZED AND GRADIENT POLARIZED	MIRROR AND POLARIZED MIRROR	CHROMANCE
--	--------------	-----------------	---	------------------------------------	------------------

RAY-BAN SV EQUALIZED

1.67*	---	---	380 €	---	---
1.59	220 €	220 €	300 €	320 €	320 €

*Index 1.67 only available in Polarized G-15 & Polarized B-15 lenses

POWER RANGES

Total power to be intended as Sphere + Cylinder

	NON-POLARIZED			POLARIZED			
	SOLID	GRADIENT	MIRROR	SOLID	GRADIENT	MIRROR	CHROMANCE
1.67		---			-6 cyl 4	+6	
1.59		-6 cyl 4	+6		-6 cyl 4	+6	

LENS CHARACTERISTICS

Lens Processing	DIGITAL
Front / back surface geometry	SPHERICAL / FREE FORM
Recommended for wrap frames	YES

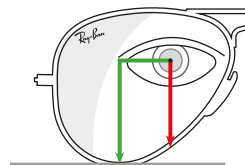
ADDITIONAL PARAMETERS

Frame optimization*	YES
---------------------	-----

* It's used the pantoscopic angle and the wrap angle of the frame

CENTRATION (BOXING SYSTEM)

Minimum Fitting Height (MFH)	10 mm
------------------------------	-------



1. The heights are measured from the center of the pupil to the lower part of the lens.
2. Pictures above display the right way to take measures.
3. THE HEIGHT IN GREEN IS CORRECT. The height in red is not correct.



Ray-Ban for Scuderia Ferrari Collection available with AR Premium (not in Chromance)

* The suggested retail prices indicated are to be considered per pair of lenses. Included in the price: AR coating, Fit to frame, Edging & Mounting, Ray-Ban Signature - when applicable. Centration Charts available on MyLuxottica

Please, consult MyLuxottica to check the rxable frames availability or any eventual power range limitation. Transitions® Signature® GEN8™ and XTRActive®: consult the availability chart to verify the versions, colors and materials.

SUN LENSES

AVAILABILITY AND PRICE LIST

**RAY-BAN SV
EQUALIZED - FLAT**

SUN SINGLE VISION

	SOLID	GRADIENT	POLARIZED AND GRADIENT POLARIZED	MIRROR AND POLARIZED MIRROR	CHROMANCE
--	--------------	-----------------	---	------------------------------------	------------------

RAY-BAN SV EQUALIZED - FLAT

1.67	---	---	380 €	---	---
1.59	220 €	220 €	300 €	320 €	---

*Index 1.67 only available in Polarized G-15 & Polarized B-15 lenses

POWER RANGES

Total power to be intended as Sphere + Cylinder

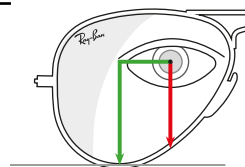
	NON-POLARIZED			POLARIZED		
	SOLID	GRADIENT	MIRROR	SOLID	GRADIENT	MIRROR
1.67		---			-6 cyl 4 +2	
1.59		-6 cyl 4 +2			-6 cyl 4 +2	

LENS CHARACTERISTICS

Lens Processing	DIGITAL
Front / back surface geometry	SPHERICAL / FREE FORM

CENTRATION (BOXING SYSTEM)

Minimum Fitting Height (MFH)	10 mm
------------------------------	-------



1. The heights are measured from the center of the pupil to the lower part of the lens.
2. Pictures above display the right way to take measures.
3. THE HEIGHT IN GREEN IS CORRECT. The height in red is not correct.



Ray-Ban for Scuderia Ferrari Collection available with AR Premium (not in Chromance)

* The suggested retail prices indicated are to be considered per pair of lenses. Included in the price: AR coating, Fit to frame, Edging & Mounting, Ray-Ban Signature - when applicable. Centration Charts available on MyLuxottica

Please, consult MyLuxottica to check the rxable frames availability or any eventual power range limitation. Transitions® Signature® GEN8™ and XTRActive®: consult the availability chart to verify the versions, colors and materials.

SUN LENSES

AVAILABILITY AND PRICE LIST

**RAY-BAN SV
AMPLIFIED**

SUN SINGLE VISION

	SOLID	GRADIENT	POLARIZED AND GRADIENT POLARIZED	MIRROR AND POLARIZED MIRROR	CHROMANCE
--	--------------	-----------------	---	------------------------------------	------------------

RAY-BAN SV AMPLIFIED

1.67	---	---	430 €	---	---
1.59	270 €	270 €	350 €	370 €	370 €

*Index 1.67 only available in Polarized G-15 & Polarized B-15 lenses

POWER RANGES

Total power to be intended as Sphere + Cylinder

	NON-POLARIZED			POLARIZED			
	SOLID	GRADIENT	MIRROR	SOLID	GRADIENT	MIRROR	CHROMANCE
1.67		---			-6 cyl 4	+6	
1.59		-6 cyl 4 +6			-6 cyl 4	+6	

LENS CHARACTERISTICS

Lens Processing	DIGITAL
Front / back surface geometry	SPHERICAL / FREE FORM
Recommended for wrap frames	YES

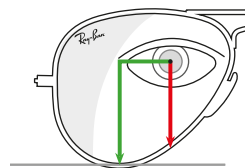
ADDITIONAL PARAMETERS

Frame optimization*	YES
---------------------	-----

* It's used the pantoscopic angle and the wrap angle of the frame

CENTRATION (BOXING SYSTEM)

Minimum Fitting Height (MFH)	10 mm
------------------------------	-------



1. The heights are measured from the center of the pupil to the lower part of the lens.
2. Pictures above display the right way to take measures.
3. THE HEIGHT IN GREEN IS CORRECT. The height in red is not correct.



Ray-Ban for Scuderia Ferrari Collection available with AR Premium (not in Chromance)

* The suggested retail prices indicated are to be considered per pair of lenses. Included in the price: AR coating, Fit to frame, Edging & Mounting, Ray-Ban Signature - when applicable. Centration Charts available on MyLuxottica

Please, consult MyLuxottica to check the rxable frames availability or any eventual power range limitation. Transitions® Signature® GEN8™ and XTRActive®: consult the availability chart to verify the versions, colors and materials.

SUN LENSES

AVAILABILITY AND PRICE LIST

**RAY-BAN SV PAL
BASE**

SUN PROGRESSIVE

	SOLID	GRADIENT	POLARIZED AND GRADIENT POLARIZED	MIRROR AND POLARIZED MIRROR	CHROMANCE
--	--------------	-----------------	---	------------------------------------	------------------

RAY-BAN SV PAL BASE

1.67	---	---	580 €	---	---
1.59	420 €	420 €	500 €	520 €	520 €

*Index 1.67 only available in Polarized G-15 & Polarized B-15 lenses

POWER RANGES

Total power to be intended as Sphere + Cylinder

	NON-POLARIZED			POLARIZED			
	SOLID	GRADIENT	MIRROR SOLID	SOLID	GRADIENT	MIRROR SOLID	CHROMANCE
1.67		---			-6 cyl 4	+5.25	
1.59		-6 cyl 4	+5.25		-6 cyl 4	+5.25	

LENS CHARACTERISTICS

Lens Processing	DIGITAL
Front / back surface geometry	SPHERICAL / FREE FORM*
Recommended for wrap frames	YES
Channel	FIXED 15 - 18

* Progressive channel on back surface

MINIMUM ADDITIONAL POWER	0.75
MAXIMUM ADDITIONAL POWER	3.50

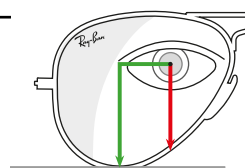
ADDITIONAL PARAMETERS

Frame optimization*	YES
---------------------	-----

* It's used the pantoscopic angle and the wrap angle of the frame

CENTRATION (BOXING SYSTEM)

Minimum Fitting Height (MFH)	Channel 15	16 mm
	Channel 18	19 mm



1. The heights are measured from the center of the pupil to the lower part of the lens.
2. Pictures above display the right way to take measures.
3. THE HEIGHT IN GREEN IS CORRECT. The height in red is not correct.



Ray-Ban for Scuderia Ferrari Collection available with AR Premium (not in Chromance)

* The suggested retail prices indicated are to be considered per pair of lenses. Included in the price: AR coating, Fit to frame, Edging & Mounting, Ray-Ban Signature - when applicable. Centration Charts available on MyLuxottica

Please, consult MyLuxottica to check the available frames availability or any eventual power range limitation. Transitions® Signature® GEN8™ and XTRActive®: consult the availability chart to verify the versions, colors and materials.

SUN LENSES

AVAILABILITY AND PRICE LIST

**RAY-BAN SV PAL
EQUALIZED**

SUN PROGRESSIVE

	SOLID	GRADIENT	POLARIZED AND GRADIENT POLARIZED	MIRROR AND POLARIZED MIRROR	CHROMANCE
--	--------------	-----------------	---	------------------------------------	------------------

RAY-BAN SV PAL EQUALIZED

1.67	---	---	680 €	---	---
1.59	520 €	520 €	600 €	620 €	620 €

*Index 1.67 only available in Polarized G-15 & Polarized B-15 lenses

POWER RANGES

Total power to be intended as Sphere + Cylinder

	NON-POLARIZED			POLARIZED			
	SOLID	GRADIENT	MIRROR SOLID	SOLID	GRADIENT	MIRROR SOLID	CHROMANCE
1.67		---			-6 cyl 4	+5.25	
1.59		-6 cyl 4	+5.25		-6 cyl 4	+5.25	

LENS CHARACTERISTICS

Lens Processing	DIGITAL
Front / back surface geometry	SPHERICAL / FREE FORM*
Recommended for wrap frames	YES
Channel	FIXED 15 - 18

* Progressive channel on back surface

MINIMUM ADDITIONAL POWER	0.75
MAXIMUM ADDITIONAL POWER	3.50

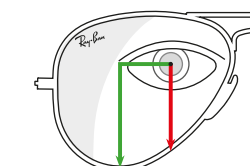
ADDITIONAL PARAMETERS

Frame optimization*	YES
---------------------	-----

* It's used the pantoscopic angle and the wrap angle of the frame

CENTRATION (BOXING SYSTEM)

Minimum Fitting Height (MFH)	Channel 15	16 mm
	Channel 18	19 mm



1. The heights are measured from the center of the pupil to the lower part of the lens.
2. Pictures above display the right way to take measures.
3. THE HEIGHT IN GREEN IS CORRECT. The height in red is not correct.



Ray-Ban for Scuderia Ferrari Collection available with AR Premium (not in Chromance)

* The suggested retail prices indicated are to be considered per pair of lenses. Included in the price: AR coating, Fit to frame, Edging & Mounting, Ray-Ban Signature - when applicable. Centration Charts available on MyLuxottica

Please, consult MyLuxottica to check the available frames availability or any eventual power range limitation. Transitions® Signature® GEN8™ and XTRActive®: consult the availability chart to verify the versions, colors and materials.

KIDS LENSES AVAILABILITY AND PRICE LIST

**RAY-BAN SV
BASE**

CLEAR SINGLE VISION

	CLEAR		RAY-BAN BLUE LIGHT EASE		TRANSITIONS® SIGNATURE® GEN8™		TRANSITIONS® XTRACTIVE®
	RAY-BAN AR CLASSIC	RAY-BAN AR OPTIMIZED	RAY-BAN AR CLASSIC	RAY-BAN AR OPTIMIZED	RAY-BAN AR CLASSIC	RAY-BAN AR OPTIMIZED	RAY-BAN AR OPTIMIZED

RAY-BAN SV BASE

1.59	---	---	---	160€	---	---	---
-------------	-----	-----	-----	------	-----	-----	-----

POWER RANGES

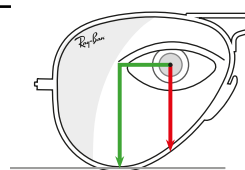
1.59	MIN			CYL			MAX					
	MIN	CYL	MAX	MIN	CYL	MAX	MIN	CYL	MAX			
				-8	cyl 2	+4	---	---	---	---	---	---

LENS CHARACTERISTICS

Lens Processing	STOCK
Front / back surface geometry	SPHERICAL

CENTRATION (BOXING SYSTEM)

Minimum Fitting Height (MFH)	10 mm
------------------------------	-------



1. The heights are measured from the center of the pupil to the lower part of the lens.
2. Pictures above display the right way to take measures.
3. THE HEIGHT IN GREEN IS CORRECT. The height in red is not correct.

* The suggested retail prices indicated are to be considered per pair of lenses. Included in the price: AR coating, Fit to frame, Edging & Mounting, Ray-Ban Signature - when applicable. Centration Charts available on MyLuxottica

Please, consult MyLuxottica to check the rxable frames availability or any eventual power range limitation. Transitions® Signature® GEN8™ and XTRActive®: consult the availability chart to verify the versions, colors and materials.

KIDS LENSES AVAILABILITY AND PRICE LIST

**RAY-BAN SV
EQUALIZED**

CLEAR SINGLE VISION

	CLEAR		RAY-BAN BLUE LIGHT EASE		TRANSITIONS® SIGNATURE® GEN8™		TRANSITIONS® XTRACTIVE®
	RAY-BAN AR CLASSIC	RAY-BAN AR OPTIMIZED	RAY-BAN AR CLASSIC	RAY-BAN AR OPTIMIZED	RAY-BAN AR CLASSIC	RAY-BAN AR OPTIMIZED	RAY-BAN AR OPTIMIZED

RAY-BAN SV EQUALIZED

1.59	---	190€	---	220€	---	---	---
-------------	-----	------	-----	------	-----	-----	-----

POWER RANGES

	MIN	CYL	MAX	MIN	CYL	MAX	MIN	CYL	MAX	MIN	CYL	MAX
	1.59	-8	cyl 2	+4	-8	cyl 2	+4	---	---	---	---	---

LENS CHARACTERISTICS

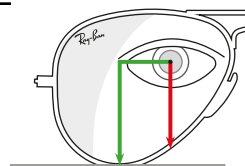
Lens Processing	DIGITAL
Front / back surface geometry	SPHERICAL / FREE FORM

ADDITIONAL PARAMETERS

Vertex Distance (BVD)	FROM/TO 5/22 mm
Pantoscopic Angle (TILT)	FROM/TO -5/25°
Wrap Angle (WRAP)	FROM/TO 0/25°

CENTRATION (BOXING SYSTEM)

Minimum Fitting Height (MFH)	10 mm
------------------------------	-------



1. The heights are measured from the center of the pupil to the lower part of the lens.
2. Pictures above display the right way to take measures.
3. THE HEIGHT IN GREEN IS CORRECT. The height in red is not correct.

* The suggested retail prices indicated are to be considered per pair of lenses. Included in the price: AR coating, Fit to frame, Edging & Mounting, Ray-Ban Signature - when applicable. Centration Charts available on MyLuxottica

Please, consult MyLuxottica to check the rxable frames availability or any eventual power range limitation. Transitions® Signature® GEN8™ and XTRActive®: consult the availability chart to verify the versions, colors and materials.

KIDS LENSES AVAILABILITY AND PRICE LIST

**RAY-BAN SV
EQUALIZED**

SUN SINGLE VISION

	SOLID	GRADIENT	POLARIZED AND GRADIENT POLARIZED	MIRROR AND POLARIZED MIRROR
RAY-BAN SV EQUALIZED				
1.59	160 €	160 €	240 €	260 €

POWER RANGES

Total power to be intended as Sphere + Cylinder

	NON-POLARIZED			POLARIZED		
	SOLID	GRADIENT	MIRROR SOLID	SOLID	GRADIENT	MIRROR SOLID
1.59		-6 cyl 4 +6			-6 cyl 4 +6	

LENS CHARACTERISTICS

Lens Processing	DIGITAL
Front / back surface geometry	SPHERICAL / FREE FORM
Recommended for wrap frames	YES

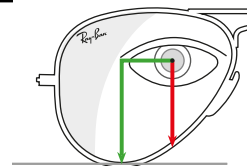
ADDITIONAL PARAMETERS

Frame optimization*	YES
---------------------	-----

* It's used the pantoscopic angle and the wrap angle of the frame

CENTRATION (BOXING SYSTEM)

Minimum Fitting Height (MFH)	10 mm
------------------------------	-------



1. The heights are measured from the center of the pupil to the lower part of the lens.
2. Pictures above display the right way to take measures.
3. THE HEIGHT IN GREEN IS CORRECT. The height in red is not correct.

* The suggested retail prices indicated are to be considered per pair of lenses. Included in the price: AR coating, Fit to frame, Edging & Mounting, Ray-Ban Signature - when applicable. Centration Charts available on MyLuxottica

Please, consult MyLuxottica to check the rxable frames availability or any eventual power range limitation. Transitions® Signature® GEN8™ and XTRActive®: consult the availability chart to verify the versions, colors and materials.

TRANSITIONS® AVAILABILITY

RAY-BAN SV CLEAR LENSES

CLEAR SINGLE VISION

		TRANSITIONS® SIGNATURE® GEN8™			TRANSITIONS® XTRACTIVE®
		G-15	GREY, BROWN	SAPPHIRE, AMETHYST AMBER EMERALD	GREY, BROWN, GRAPHITE GREEN
		RAY-BAN AR CLASSIC / RAY-BAN AR OPTIMIZED	RAY-BAN AR CLASSIC / RAY-BAN AR OPTIMIZED	RAY-BAN AR CLASSIC / RAY-BAN AR OPTIMIZED	RAY-BAN AR CLASSIC / RAY-BAN AR OPTIMIZED
RAY-BAN SV TUNED Stock lens	1.60	X	X	---	---
	1.50	X	X	---	---
		RAY-BAN AR OPTIMIZED	RAY-BAN AR OPTIMIZED	RAY-BAN AR OPTIMIZED	RAY-BAN AR OPTIMIZED
RAY-BAN SV EQUALIZED Free form lens	1.74	---	X	X	---
	1.67	X	X	X	X
	1.60	X	X	X	X
	1.50	X	X	X	X
		RAY-BAN AR OPTIMIZED	RAY-BAN AR OPTIMIZED	RAY-BAN AR OPTIMIZED	RAY-BAN AR OPTIMIZED
RAY-BAN SV AMPLIFIED Free form lens	1.74	---	X	---	---
	1.67	X	X	---	---
	1.60	X	X	---	---
	1.50	X	X	---	---

* The suggested retail prices indicated are to be considered per pair of lenses. Included in the price: AR coating, Fit to frame, Edging & Mounting, Ray-Ban Signature - when applicable. Centration Charts available on MyLuxottica

Please, consult MyLuxottica to check the rxable frames availability or any eventual power range limitation. Transitions® Signature® GEN8™ and XTRActive®: consult the availability chart to verify the versions, colors and materials.

TRANSITIONS® AVAILABILITY

RAY-BAN PAL CLEAR LENSES

CLEAR PROGRESSIVE

		TRANSITIONS® SIGNATURE® GEN8™			TRANSITIONS® XTRACTIVE®
		G-15	GREY, BROWN	SAPPHIRE, AMETHYST AMBER EMERALD	GREY, BROWN, GRAPHITE GREEN
		RAY-BAN AR OPTIMIZED	RAY-BAN AR OPTIMIZED	RAY-BAN AR OPTIMIZED	RAY-BAN AR OPTIMIZED
RAY-BAN PAL BASE Free form lens	1.60	X	X	---	X
	1.50	X	X	---	X
RAY-BAN PAL TUNED Free form lens	1.67	X	X	---	X
	1.60	X	X	---	X
	1.50	X	X	---	X
RAY-BAN PAL EQUALIZED Free form lens	1.74	---	X	---	---
	1.67	X	X	X	X
	1.60	X	X	X	X
	1.50	X	X	X	X
RAY-BAN PAL AMPLIFIED Free form lens	1.74	---	X	---	---
	1.67	X	X	X	X
	1.60	X	X	X	X
	1.50	X	X	X	X

* The suggested retail prices indicated are to be considered per pair of lenses. Included in the price: AR coating, Fit to frame, Edging & Mounting, Ray-Ban Signature - when applicable. Centration Charts available on MyLuxottica

Please, consult MyLuxottica to check the rxable frames availability or any eventual power range limitation. Transitions® Signature® GEN8™ and XTRActive®: consult the availability chart to verify the versions, colors and materials.

COLOR OFFER AVAILABILITY

INDEX

1.59: available for all the sun color shades shown below.

1.67: only available in Polar G15 and Polar B15

SOLID LENSES



G-15



B-15



BLUE



INDIGO
NEW



VIOLET
NEW

GRADIENT LENSES



BLUE




GREY




BROWN




LIGHT BLUE
NEW



LIGHT GREY
NEW



DARK GREY
NEW



LIGHT BROWN
NEW

MIRROR LENSES



ORANGE



BLUE



SILVER



COPPER



GREEN SILVER
NEW

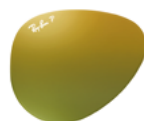
CHROMANCE LENSES



GREEN MIRROR
BLUE



GREY MIRROR
GREY GRADIENT



GREEN MIRROR
GOLD GRADIENT



PURPLE MIRROR
GOLD GRADIENT
NEW



BROWN MIRROR
GOLD GRADIENT
NEW



BROWN MIRROR
SILVER GRADIENT
NEW


OTHER INFORMATION

OTHER
INFORMATION



LUXOTTICA CUSTOMER SERVICE

WE ARE HERE TO HELP YOU



Belgium & Luxembourg: info@be.luxottica.com
+32 24010540

Netherlands: support@nl.luxottica.com
+31 207 133 451

United Kingdom & Ireland: support@uk.luxottica.com
0808 168 8555

Nordics: info@nordic.luxottica.com
Denmark: 78 79 54 92
Finland: 09 74 79 03 89
Norway: 21 93 95 11
Sweden: 0850 598 842

