



GENUINE SINCE 1937

# RAY-BAN AUTHENTIC

**WHOLESALE PRICE LIST**  
EURO, JULY 2021

## INDEX

### AVAILABILITY AND PRICE LIST

Clear lenses	05
Clear lenses on sun	13
Sun lenses	15
Kids lenses	20
Transitions® availability	23
Color offer availability	25

### OTHER INFORMATION

Customer service center	27
-------------------------	----



# AVAILABILITY AND PRICE LIST

AVAILABILITY  
AND PRICE LIST





# CLEAR LENSES AVAILABILITY AND PRICE LIST

**RAY-BAN SV SPH  
TUNED**

**CLEAR SINGLE VISION**

	CLEAR		RAY-BAN BLUE LIGHT EASE		TRANSITIONS® SIGNATURE® GEN8™		TRANSITIONS® XTRACTIVE®
	RAY-BAN AR CLASSIC	RAY-BAN AR OPTIMIZED	RAY-BAN AR CLASSIC	RAY-BAN AR OPTIMIZED	RAY-BAN AR CLASSIC	RAY-BAN AR OPTIMIZED	RAY-BAN AR OPTIMIZED

**RAY-BAN SV SPH TUNED**

<b>1.60</b>	42,00€	48,00€	48,00€	54,00€	62,00€	68,00€	---
<b>1.50</b>	32,00€	38,00€	38,00€	44,00€	52,00€	58,00€	---

**POWER RANGES (VARIATIONS FOR RAY-BAN AR OPTIMISED)**

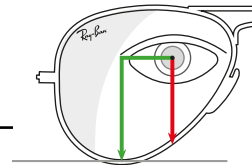
	RAY-BAN AR CLASSIC			RAY-BAN AR OPTIMIZED			TRANSITIONS® SIGNATURE® GEN8™			TRANSITIONS® XTRACTIVE®		
	MIN	CYL	MAX	MIN	CYL	MAX	MIN	CYL	MAX	MIN	CYL	MAX
<b>1.60</b>	-8 (-6)	cyl 2	+6	-6	cyl 2	+6	-8	cyl 2	+6	---	---	---
<b>1.50</b>	-6 (-5)	cyl 2	+6 (+4)	-5	cyl 2	+4	-4	cyl 2	+4	---	---	---

**LENS CHARACTERISTICS**

Lens Processing	STOCK
Front / back surface geometry	SPHERICAL

**CENTRATION (BOXING SYSTEM)**

Minimum Fitting Height (MFH)	10 mm
------------------------------	-------



1. The heights are measured from the center of the pupil to the lower part of the lens.
2. Pictures above display the right way to take measures.
3. THE HEIGHT IN GREEN IS CORRECT. The height in red is not correct.

\* The suggested retail prices indicated are to be considered per pair of lenses. Included in the price: AR coating, Fit to frame, Edging & Mounting, Ray-Ban Signature - when applicable. Centration Charts available on MyLuxottica

Please, consult MyLuxottica to check the rxable frames availability or any eventual power range limitation. Transitions® Signature® GEN8™ and XTRActive®: consult the availability chart to verify the versions, colors and materials.

# CLEAR LENSES

## AVAILABILITY AND PRICE LIST

**RAY-BAN SV ASPH  
TUNED**

**CLEAR SINGLE VISION**

	CLEAR		RAY-BAN BLUE LIGHT EASE		TRANSITIONS® SIGNATURE® GEN8™		TRANSITIONS® XTRACTIVE®
	RAY-BAN AR CLASSIC	RAY-BAN AR OPTIMIZED	RAY-BAN AR CLASSIC	RAY-BAN AR OPTIMIZED	RAY-BAN AR CLASSIC	RAY-BAN AR OPTIMIZED	RAY-BAN AR OPTIMIZED

**RAY-BAN SV ASPH TUNED**

<b>1.67</b>	52,00€	58,00€	58,00€	64,00€	---	---	---
<b>1.60</b>	42,00€	48,00€	---	---	---	---	---

**POWER RANGES (VARIATIONS FOR RAY-BAN AR OPTIMISED)**

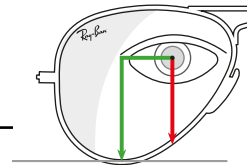
	RAY-BAN AR CLASSIC			RAY-BAN AR OPTIMIZED			TRANSITIONS® SIGNATURE® GEN8™			TRANSITIONS® XTRACTIVE®		
	MIN	CYL	MAX	MIN	CYL	MAX	MIN	CYL	MAX	MIN	CYL	MAX
<b>1.67</b>	-12	cyl 2	+6	-12	cyl 2	+6	---	---	---	---	---	---
<b>1.60</b>	-12 (-8)	cyl 2	+6	---	---	---	---	---	---	---	---	---

**LENS CHARACTERISTICS**

Lens Processing	STOCK
Front / back surface geometry	ASPHERICAL

**CENTRATION (BOXING SYSTEM)**

Minimum Fitting Height (MFH)	10 mm
------------------------------	-------



1. The heights are measured from the center of the pupil to the lower part of the lens.
2. Pictures above display the right way to take measures.
3. THE HEIGHT IN GREEN IS CORRECT. The height in red is not correct.

\* The suggested retail prices indicated are to be considered per pair of lenses. Included in the price: AR coating, Fit to frame, Edging & Mounting, Ray-Ban Signature - when applicable. Centration Charts available on MyLuxottica

Please, consult MyLuxottica to check the rxable frames availability or any eventual power range limitation. Transitions® Signature® GEN8™ and XTRActive®: consult the availability chart to verify the versions, colors and materials.

# CLEAR LENSES AVAILABILITY AND PRICE LIST

**RAY-BAN SV  
EQUALIZED**

**CLEAR SINGLE VISION**

	CLEAR		RAY-BAN BLUE LIGHT EASE		TRANSITIONS® SIGNATURE® GEN8™		TRANSITIONS® XTRACTIVE®
	RAY-BAN AR CLASSIC	RAY-BAN AR OPTIMIZED	RAY-BAN AR CLASSIC	RAY-BAN AR OPTIMIZED	RAY-BAN AR CLASSIC	RAY-BAN AR OPTIMIZED	RAY-BAN AR OPTIMIZED

**RAY-BAN SV EQUALIZED**

<b>1.74</b>	120,00€	130,00€	---	---	---	163,33€	---
<b>1.67</b>	103,33€	113,33€	113,33€	123,33€	---	146,67€	146,67€
<b>1.60</b>	86,67€	96,67€	96,67€	106,67€	---	130,00€	130,00€
<b>1.50</b>	70,00€	80,00€	80,00€	90,00€	---	113,33€	113,33€

**POWER RANGES**

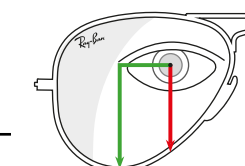
	MIN	CYL	MAX	MIN	CYL	MAX	MIN	CYL	MAX	MIN	CYL	MAX
<b>1.74</b>	-18	cyl 6	+13	---	---	---	-18	cyl 6	+13	---	---	---
<b>1.67</b>	-13	cyl 6	+9	-13	cyl 6	+9	-13	cyl 6	+9	-13	cyl 6	+9
<b>1.60</b>	-13	cyl 6	+8	-13	cyl 6	+8	-13	cyl 6	+8	-13	cyl 6	+8
<b>1.50</b>	-12	cyl 4	+10	-12	cyl 4	+10	-12	cyl 4	+10	-12	cyl 4	+10

**LENS CHARACTERISTICS**

Lens Processing	DIGITAL
Front / back surface geometry	SPHERICAL / FREE FORM

**ADDITIONAL PARAMETERS**

Vertex Distance (BVD)	from/to 5/22 mm
Pantoscopic Angle (TILT)	from/to -5/25°
Wrap Angle (WRAP)	from/to 0/25°



1. The heights are measured from the center of the pupil to the lower part of the lens.
2. Pictures above display the right way to take measures.
3. THE HEIGHT IN GREEN IS CORRECT. The height in red is not correct.

**CENTRATION (BOXING SYSTEM)**

Minimum Fitting Height (MFH)	10 mm
------------------------------	-------

\* The suggested retail prices indicated are to be considered per pair of lenses. Included in the price: AR coating, Fit to frame, Edging & Mounting, Ray-Ban Signature - when applicable. Centration Charts available on MyLuxottica

Please, consult MyLuxottica to check the rxable frames availability or any eventual power range limitation. Transitions® Signature® GEN8™ and XTRActive®: consult the availability chart to verify the versions, colors and materials.



# CLEAR LENSES AVAILABILITY AND PRICE LIST

**RAY-BAN SV  
AMPLIFIED**

## CLEAR SINGLE VISION

	CLEAR		RAY-BAN BLUE LIGHT EASE		TRANSITIONS® SIGNATURE® GEN8™		TRANSITIONS® XTRACTIVE®
	RAY-BAN AR CLASSIC	RAY-BAN AR OPTIMIZED	RAY-BAN AR CLASSIC	RAY-BAN AR OPTIMIZED	RAY-BAN AR CLASSIC	RAY-BAN AR OPTIMIZED	RAY-BAN AR OPTIMIZED

## RAY-BAN SV AMPLIFIED

<b>1.74</b>	---	---	---	---	---	176,67€	---
<b>1.67</b>	---	---	---	136,67€	---	160,00€	---
<b>1.60</b>	---	---	---	120,00€	---	143,33€	---
<b>1.50</b>	---	---	---	103,33€	---	126,67€	---

## POWER RANGES

	MIN	CYL	MAX	MIN	CYL	MAX	MIN	CYL	MAX	MIN	CYL	MAX
<b>1.74</b>	---	---	---	---	---	---	-14	cyl 6	+13	---	---	---
<b>1.67</b>	---	---	---	-14	cyl 6	+9	-14	cyl 6	+9	---	---	---
<b>1.60</b>	---	---	---	-12	cyl 6	+8	-12	cyl 6	+8	---	---	---
<b>1.50</b>	---	---	---	-10	cyl 4	+6	-10	cyl 4	+6	---	---	---

## LENS CHARACTERISTICS

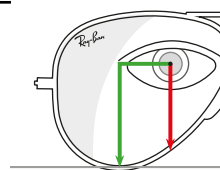
Lens Processing	DIGITAL
Front / back surface geometry	SPHERICAL / FREE FORM

## BOOST ADDITION

0.3  
0.6  
0.9

## CENTRATION (BOXING SYSTEM)

Minimum Fitting Height (MFH)	16 mm
------------------------------	-------



1. The heights are measured from the center of the pupil to the lower part of the lens.
2. Pictures above display the right way to take measures.
3. THE HEIGHT IN GREEN IS CORRECT. The height in red is not correct.

\* The suggested retail prices indicated are to be considered per pair of lenses. Included in the price: AR coating, Fit to frame, Edging & Mounting, Ray-Ban Signature - when applicable. Centration Charts available on MyLuxottica

Please, consult MyLuxottica to check the rxable frames availability or any eventual power range limitation. Transitions® Signature® GEN8™ and XTRActive®: consult the availability chart to verify the versions, colors and materials.



# CLEAR LENSES AVAILABILITY AND PRICE LIST

**RAY-BAN PAL  
BASE**

**CLEAR PROGRESSIVE**

	CLEAR		RAY-BAN BLUE LIGHT EASE		TRANSITIONS® SIGNATURE® GEN8™		TRANSITIONS® XTRACTIVE®
	RAY-BAN AR CLASSIC	RAY-BAN AR OPTIMIZED	RAY-BAN AR CLASSIC	RAY-BAN AR OPTIMIZED	RAY-BAN AR CLASSIC	RAY-BAN AR OPTIMIZED	RAY-BAN AR OPTIMIZED

**RAY-BAN PAL BASE**

<b>1.60</b>	150,00€	160,00€	160,00€	170,00€	---	210,00€	210,00€
<b>1.50</b>	133,33€	143,33€	143,33€	153,33€	---	193,33€	193,33€

**POWER RANGES**

	MIN	CYL	MAX	MIN	CYL	MAX	MIN	CYL	MAX	MIN	CYL	MAX
<b>1.60</b>	-12	cyl 6	+8	-12	cyl 6	+8	-12	cyl 6	+8	-12	cyl 6	+8
<b>1.50</b>	-10	cyl 4	+6	-10	cyl 4	+6	-10	cyl 4	+6	-10	cyl 4	+6

**LENS CHARACTERISTICS**

Lens Processing	DIGITAL
Front / back surface geometry	SPHERICAL / FREE FORM*
Channel	FIXED 18

MINIMUM ADDITIONAL POWER	0.75
MAXIMUM ADDITIONAL POWER	3.50

\* Progression channel on back surface

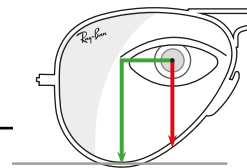
**ADDITIONAL PARAMETERS**

Frame optimization*	YES
---------------------	-----

\* It's used the pantoscopic angle and the wrap angle of the frame

**CENTRATION (BOXING SYSTEM)**

Minimum Fitting Height (MFH)	19 mm
------------------------------	-------



1. The heights are measured from the center of the pupil to the lower part of the lens.
2. Pictures above display the right way to take measures.
3. THE HEIGHT IN GREEN IS CORRECT. The height in red is not correct.

\* The suggested retail prices indicated are to be considered per pair of lenses. Included in the price: AR coating, Fit to frame, Edging & Mounting, Ray-Ban Signature - when applicable. Centration Charts available on MyLuxottica

Please, consult MyLuxottica to check the rxable frames availability or any eventual power range limitation. Transitions® Signature® GEN8™ and XTRActive®: consult the availability chart to verify the versions, colors and materials.

# CLEAR LENSES AVAILABILITY AND PRICE LIST

**RAY-BAN PAL  
TUNED**

## CLEAR PROGRESSIVE

	CLEAR		RAY-BAN BLUE LIGHT EASE		TRANSITIONS® SIGNATURE® GEN8™		TRANSITIONS® XTRACTIVE®
	RAY-BAN AR CLASSIC	RAY-BAN AR OPTIMIZED	RAY-BAN AR CLASSIC	RAY-BAN AR OPTIMIZED	RAY-BAN AR CLASSIC	RAY-BAN AR OPTIMIZED	RAY-BAN AR OPTIMIZED

## RAY-BAN PAL TUNED

<b>1.67</b>	193,33€	203,33€	203,33€	213,33€	---	253,33€	253,33€
<b>1.60</b>	176,67€	186,67€	186,67€	196,67€	---	236,67€	236,67€
<b>1.50</b>	160,00€	170,00€	170,00€	180,00€	---	220,00€	220,00€

## POWER RANGES

	MIN	CYL	MAX	MIN	CYL	MAX	MIN	CYL	MAX	MIN	CYL	MAX
<b>1.67</b>	-12	cyl 6	+9	-12	cyl 6	+9	-12	cyl 6	+9	-12	cyl 6	+9
<b>1.60</b>	-12	cyl 6	+8	-12	cyl 6	+8	-12	cyl 6	+8	-12	cyl 6	+8
<b>1.50</b>	-10	cyl 4	+6	-10	cyl 4	+6	-10	cyl 4	+6	-10	cyl 4	+6

## LENS CHARACTERISTICS

Lens Processing	DIGITAL
Front / back surface geometry	SPHERICAL / FREE FORM*
Channel	VARIABLE**

\* Progression channel on back surface

\*\* Variable progression length from 14 mm to 18 mm for 1/10 mm

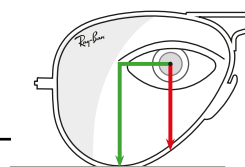
MINIMUM ADDITIONAL POWER	0.75
MAXIMUM ADDITIONAL POWER	3.50

## ADDITIONAL PARAMETERS

Vertex Distance (BVD)	from/to 5/22 mm
Pantoscopic Angle (TILT)	from/to -5/25°
Wrap Angle (WRAP)	from/to 0/25°

## CENTRATION (BOXING SYSTEM)

Minimum Fitting Height (MFH)	15 mm
------------------------------	-------



1. The heights are measured from the center of the pupil to the lower part of the lens.
2. Pictures above display the right way to take measures.
3. THE HEIGHT IN GREEN IS CORRECT. The height in red is not correct.

\* The suggested retail prices indicated are to be considered per pair of lenses. Included in the price: AR coating, Fit to frame, Edging & Mounting, Ray-Ban Signature - when applicable. Centration Charts available on MyLuxottica

Please, consult MyLuxottica to check the rxable frames availability or any eventual power range limitation. Transitions® Signature® GEN8™ and XTRActive®: consult the availability chart to verify the versions, colors and materials.

# CLEAR LENSES

## AVAILABILITY AND PRICE LIST

**RAY-BAN PAL  
EQUALIZED**

### CLEAR PROGRESSIVE

	CLEAR		RAY-BAN BLUE LIGHT EASE		TRANSITIONS® SIGNATURE® GEN8™		TRANSITIONS® XTRACTIVE®
	RAY-BAN AR CLASSIC	RAY-BAN AR OPTIMIZED	RAY-BAN AR CLASSIC	RAY-BAN AR OPTIMIZED	RAY-BAN AR CLASSIC	RAY-BAN AR OPTIMIZED	RAY-BAN AR OPTIMIZED

### RAY-BAN PAL EQUALIZED

<b>1.74</b>	236,67€	246,67€	---	---	---	296,67€	---
<b>1.67</b>	220,00€	230,00€	230,00€	240,00€	---	280,00€	280,00€
<b>1.60</b>	203,33€	213,33€	213,33€	223,33€	---	263,33€	263,33€
<b>1.50</b>	186,67€	196,67€	196,67€	206,67€	---	246,67€	246,67€

### POWER RANGES

	MIN	CYL	MAX	MIN	CYL	MAX	MIN	CYL	MAX	MIN	CYL	MAX
<b>1.74</b>	-18	cyl 6	+13	---	---	---	-18	cyl 6	+13	---	---	---
<b>1.67</b>	-14	cyl 6	+9	-14	cyl 6	+9	-14	cyl 6	+9	-14	cyl 6	+9
<b>1.60</b>	-12	cyl 6	+8	-12	cyl 6	+8	-12	cyl 6	+8	-12	cyl 6	+8
<b>1.50</b>	-10	cyl 4	+6	-10	cyl 4	+6	-10	cyl 4	+6	-10	cyl 4	+6

### LENS CHARACTERISTICS

Lens Processing	DIGITAL
Front / back surface geometry	SPHERICAL / FREE FORM*
Channel	VARIABLE**

\* Progression channel on back surface

\*\* Variable progression length from 14 mm to 18 mm for 1/10 mm

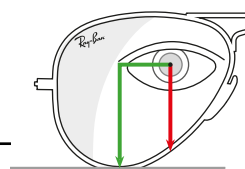
MINIMUM ADDITIONAL POWER	0.75
MAXIMUM ADDITIONAL POWER	3.50

### ADDITIONAL PARAMETERS

Vertex Distance (BVD)	from/to 5/22 mm
Pantoscopic Angle (TILT)	from/to -5/25°
Wrap Angle (WRAP)	from/to 0/25°

### CENTRATION (BOXING SYSTEM)

Minimum Fitting Height (MFH)	15 mm
------------------------------	-------



1. The heights are measured from the center of the pupil to the lower part of the lens.
2. Pictures above display the right way to take measures.
3. THE HEIGHT IN GREEN IS CORRECT. The height in red is not correct.

\* The suggested retail prices indicated are to be considered per pair of lenses. Included in the price: AR coating, Fit to frame, Edging & Mounting, Ray-Ban Signature - when applicable. Centration Charts available on MyLuxottica

Please, consult MyLuxottica to check the rxable frames availability or any eventual power range limitation. Transitions® Signature® GEN8™ and XTRActive®: consult the availability chart to verify the versions, colors and materials.

# CLEAR LENSES

## AVAILABILITY AND PRICE LIST

**RAY-BAN PAL  
AMPLIFIED**

### CLEAR PROGRESSIVE

	CLEAR		RAY-BAN BLUE LIGHT EASE		TRANSITIONS® SIGNATURE® GEN8™		TRANSITIONS® XTRACTIVE®
	RAY-BAN AR CLASSIC	RAY-BAN AR OPTIMIZED	RAY-BAN AR CLASSIC	RAY-BAN AR OPTIMIZED	RAY-BAN AR CLASSIC	RAY-BAN AR OPTIMIZED	RAY-BAN AR OPTIMIZED

### RAY-BAN PAL AMPLIFIED

<b>1.74</b>	---	273,33€	---	---	---	323,33€	---
<b>1.67</b>	---	256,67€	---	266,67€	---	306,67€	306,67€
<b>1.60</b>	---	240,00€	---	250,00€	---	290,00€	290,00€
<b>1.50</b>	---	223,33€	---	233,33€	---	273,33€	273,33€

### POWER RANGES

	MIN	CYL	MAX	MIN	CYL	MAX	MIN	CYL	MAX	MIN	CYL	MAX
<b>1.74</b>	-14	cyl 6	+9	---	---	---	-14	cyl 6	+9	---	---	---
<b>1.67</b>	-14	cyl 6	+9	-14	cyl 6	+9	-14	cyl 6	+9	-14	cyl 6	+9
<b>1.60</b>	-12	cyl 6	+8	-12	cyl 6	+8	-12	cyl 6	+8	-12	cyl 6	+8
<b>1.50</b>	-10	cyl 4	+6	-10	cyl 4	+6	-10	cyl 4	+6	-10	cyl 4	+6

### LENS CHARACTERISTICS

Lens Processing	DIGITAL
Front / back surface geometry	SPHERICAL / FREE FORM*
Channel	VARIABLE**

\* Progression channel on back and front surface

\*\* Variable progression length from 14 mm to 18 mm for 1/10 mm

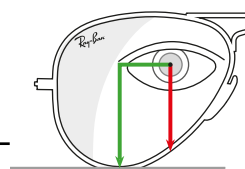
MINIMUM ADDITIONAL POWER	0.75
MAXIMUM ADDITIONAL POWER	3.50

### ADDITIONAL PARAMETERS

Vertex Distance (BVD)	from/to 5/22 mm
Pantoscopic Angle (TILT)	from/to -5/25°
Wrap Angle (WRAP)	from/to 0/25°

### CENTRATION (BOXING SYSTEM)

Minimum Fitting Height (MFH)	15 mm
------------------------------	-------



1. The heights are measured from the center of the pupil to the lower part of the lens.
2. Pictures above display the right way to take measures.
3. THE HEIGHT IN GREEN IS CORRECT. The height in red is not correct.

\* The suggested retail prices indicated are to be considered per pair of lenses. Included in the price: AR coating, Fit to frame, Edging & Mounting, Ray-Ban Signature - when applicable. Centration Charts available on MyLuxottica

Please, consult MyLuxottica to check the rxable frames availability or any eventual power range limitation. Transitions® Signature® GEN8™ and XTRActive®: consult the availability chart to verify the versions, colors and materials.

# CLEAR LENSES ON SUN AVAILABILITY AND PRICE LIST

**RAY-BAN SV  
EQUALIZED**

## CLEAR ON SUN SINGLE VISION

	CLEAR		RAY-BAN BLUE LIGHT EASE		TRANSITIONS® SIGNATURE® GEN8™		TRANSITIONS® XTRACTIVE®
	RAY-BAN AR CLASSIC	RAY-BAN AR OPTIMIZED	RAY-BAN AR CLASSIC	RAY-BAN AR OPTIMIZED	RAY-BAN AR CLASSIC	RAY-BAN AR OPTIMIZED	RAY-BAN AR OPTIMIZED

## RAY-BAN SV EQUALIZED

<b>1.67</b>	103,33€	113,33€	113,33€	123,33€	---	146,67€	---
<b>1.60</b>	86,67€	96,67€	96,67€	106,67€	---	130,00€	---
<b>1.50</b>	70,00€	80,00€	80,00€	90,00€	---	113,33€	---

## POWER RANGES

	MIN	CYL	MAX	MIN	CYL	MAX	MIN	CYL	MAX	MIN	CYL	MAX
<b>1.67</b>	-6	cyl 4	+6	-6	cyl 4	+6	-6	cyl 4	+6	-12	cyl 6	+9
<b>1.60</b>	-6	cyl 4	+6	-6	cyl 4	+6	-6	cyl 4	+6	-12	cyl 6	+8
<b>1.50</b>	-6	cyl 4	+5	-6	cyl 4	+5	-6	cyl 4	+5	-10	cyl 4	+6

## LENS CHARACTERISTICS

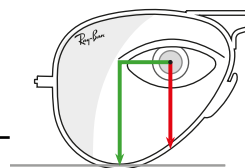
Lens Processing	DIGITAL
Front / back surface geometry	SPHERICAL / FREE FORM
Recommended for wrap frames	YES

## ADDITIONAL PARAMETERS

Frame optimization*	YES
* It's used the pantoscopic angle and the wrap angle of the frame	

## CENTRATION (BOXING SYSTEM)

Minimum Fitting Height (MFH)	10 mm
------------------------------	-------



1. The heights are measured from the center of the pupil to the lower part of the lens.
2. Pictures above display the right way to take measures.
3. THE HEIGHT IN GREEN IS CORRECT. The height in red is not correct.

\* The suggested retail prices indicated are to be considered per pair of lenses. Included in the price: AR coating, Fit to frame, Edging & Mounting, Ray-Ban Signature - when applicable. Centration Charts available on MyLuxottica

Please, consult MyLuxottica to check the rxable frames availability or any eventual power range limitation. Transitions® Signature® GEN8™ and XTRActive®: consult the availability chart to verify the versions, colors and materials.

# CLEAR LENSES ON SUN AVAILABILITY AND PRICE LIST

**RAY-BAN PAL  
BASE**

## CLEAR ON SUN PROGRESSIVE

	CLEAR		RAY-BAN BLUE LIGHT EASE		TRANSITIONS® SIGNATURE® GEN8™		TRANSITIONS® XTRACTIVE®
	RAY-BAN AR CLASSIC	RAY-BAN AR OPTIMIZED	RAY-BAN AR CLASSIC	RAY-BAN AR OPTIMIZED	RAY-BAN AR CLASSIC	RAY-BAN AR OPTIMIZED	RAY-BAN AR OPTIMIZED

## RAY-BAN PAL BASE

<b>1.67</b>	166,67€	176,67€	176,67€	186,67€	---	226,67€	---
<b>1.60</b>	150,00€	160,00€	160,00€	170,00€	---	210,00€	---
<b>1.50</b>	133,33€	143,33€	143,33€	153,33€	---	193,33€	---

## POWER RANGES

	MIN	CYL	MAX	MIN	CYL	MAX	MIN	CYL	MAX	MIN	CYL	MAX
<b>1.67</b>	-6	cyl 6	+5	-6	cyl 6	+5	-6	cyl 6	+5	-12	cyl 6	+9
<b>1.60</b>	-6	cyl 6	+5.25	-6	cyl 6	+5.25	-6	cyl 6	+5.25	-12	cyl 6	+8
<b>1.50</b>	-5	cyl 4	+3.5	-5	cyl 4	+3.5	-5	cyl 4	+3.5	-10	cyl 4	+6

## LENS CHARACTERISTICS

Lens Processing	DIGITAL
Front / back surface geometry	SPHERICAL / FREE FORM*
Recommended for wrap frames	YES
Channel	FIXED: 15 - 18

\* Progressive channel on back surface

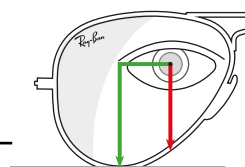
## ADDITIONAL PARAMETERS

Frame optimization*	YES
---------------------	-----

\* It's used the pantoscopic angle and the wrap angle of the frame

## CENTRATION (BOXING SYSTEM)

Minimum Fitting Height (MFH)	Canale 15	16 mm
	Canale 18	19 mm



1. The heights are measured from the center of the pupil to the lower part of the lens.
2. Pictures above display the right way to take measures.
3. THE HEIGHT IN GREEN IS CORRECT. The height in red is not correct.

\* The suggested retail prices indicated are to be considered per pair of lenses. Included in the price: AR coating, Fit to frame, Edging & Mounting, Ray-Ban Signature - when applicable. Centration Charts available on MyLuxottica

Please, consult MyLuxottica to check the rxable frames availability or any eventual power range limitation. Transitions® Signature® GEN8™ and XTRActive®: consult the availability chart to verify the versions, colors and materials.

# SUN LENSES

## AVAILABILITY AND PRICE LIST

**RAY-BAN SV  
EQUALIZED**

### SUN SINGLE VISION

	<b>SOLID</b>	<b>GRADIENT</b>	<b>POLARIZED AND GRADIENT POLARIZED</b>	<b>MIRROR AND POLARIZED MIRROR</b>	<b>CHROMANCE</b>
--	--------------	-----------------	---	------------------------------------	------------------

### RAY-BAN SV EQUALIZED

<b>1.67</b>	---	---	108,57€	---	---
<b>1.59</b>	62,86€	62,86€	85,71€	91,43€	91,43€

\*Index 1.67 only available in Polarized G-15 & Polarized B-15 lenses

### POWER RANGES

Total power to be intended as Sphere + Cylinder

	<b>NON-POLARIZED</b>			<b>POLARIZED</b>			
	<b>SOLID</b>	<b>GRADIENT</b>	<b>MIRROR</b>	<b>SOLID</b>	<b>GRADIENT</b>	<b>MIRROR</b>	<b>CHROMANCE</b>
<b>1.67</b>		---			-6 cyl 4	+6	
<b>1.59</b>		-6 cyl 4	+6		-6 cyl 4	+6	

### LENS CHARACTERISTICS

Lens Processing	DIGITAL
Front / back surface geometry	SPHERICAL / FREE FORM
Recommended for wrap frames	YES

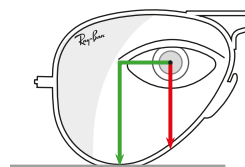
### ADDITIONAL PARAMETERS

Frame optimization*	YES
---------------------	-----

\* It's used the pantoscopic angle and the wrap angle of the frame

### CENTRATION (BOXING SYSTEM)

Minimum Fitting Height (MFH)	10 mm
------------------------------	-------



1. The heights are measured from the center of the pupil to the lower part of the lens.
2. Pictures above display the right way to take measures.
3. THE HEIGHT IN GREEN IS CORRECT. The height in red is not correct.



Ray-Ban for Scuderia Ferrari Collection available with AR Premium (not in Chromance)

\* The suggested retail prices indicated are to be considered per pair of lenses. Included in the price: AR coating, Fit to frame, Edging & Mounting, Ray-Ban Signature - when applicable. Centration Charts available on MyLuxottica

Please, consult MyLuxottica to check the rxable frames availability or any eventual power range limitation. Transitions® Signature® GEN8™ and XTRActive®: consult the availability chart to verify the versions, colors and materials.



# SUN LENSES

## AVAILABILITY AND PRICE LIST

**RAY-BAN SV  
EQUALIZED - FLAT**

### SUN SINGLE VISION

	<b>SOLID</b>	<b>GRADIENT</b>	<b>POLARIZED AND GRADIENT POLARIZED</b>	<b>MIRROR AND POLARIZED MIRROR</b>	<b>CHROMANCE</b>
--	--------------	-----------------	---	------------------------------------	------------------

### RAY-BAN SV EQUALIZED - FLAT

<b>1.67</b>	---	---	108,57€	---	---
<b>1.59</b>	62,86€	62,86€	85,71€	91,43€	---

\*Index 1.67 only available in Polarized G-15 & Polarized B-15 lenses

### POWER RANGES

Total power to be intended as Sphere + Cylinder

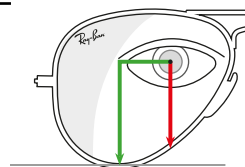
	<b>NON-POLARIZED</b>			<b>POLARIZED</b>		
	<b>SOLID</b>	<b>GRADIENT</b>	<b>MIRROR</b>	<b>SOLID</b>	<b>GRADIENT</b>	<b>MIRROR</b>
<b>1.67</b>		---			-6 cyl 4 +2	
<b>1.59</b>		-6 cyl 4 +2			-6 cyl 4 +2	

### LENS CHARACTERISTICS

Lens Processing	DIGITAL
Front / back surface geometry	SPHERICAL / FREE FORM

### CENTRATION (BOXING SYSTEM)

Minimum Fitting Height (MFH)	10 mm
------------------------------	-------



1. The heights are measured from the center of the pupil to the lower part of the lens.
2. Pictures above display the right way to take measures.
3. THE HEIGHT IN GREEN IS CORRECT. The height in red is not correct.



Ray-Ban for Scuderia Ferrari Collection available with AR Premium (not in Chromance)

\* The suggested retail prices indicated are to be considered per pair of lenses. Included in the price: AR coating, Fit to frame, Edging & Mounting, Ray-Ban Signature - when applicable. Centration Charts available on MyLuxottica

Please, consult MyLuxottica to check the rxable frames availability or any eventual power range limitation. Transitions® Signature® GEN8™ and XTRActive®: consult the availability chart to verify the versions, colors and materials.

# SUN LENSES

## AVAILABILITY AND PRICE LIST

**RAY-BAN SV  
AMPLIFIED**

### SUN SINGLE VISION

	<b>SOLID</b>	<b>GRADIENT</b>	<b>POLARIZED AND GRADIENT POLARIZED</b>	<b>MIRROR AND POLARIZED MIRROR</b>	<b>CHROMANCE</b>
--	--------------	-----------------	---	------------------------------------	------------------

### RAY-BAN SV AMPLIFIED

<b>1.67</b>	---	---	122,86€	---	---
<b>1.59</b>	77,14€	77,14€	100,00€	105,71€	105,71€

\*Index 1.67 only available in Polarized G-15 & Polarized B-15 lenses

### POWER RANGES

Total power to be intended as Sphere + Cylinder

	<b>NON-POLARIZED</b>			<b>POLARIZED</b>			
	<b>SOLID</b>	<b>GRADIENT</b>	<b>MIRROR</b>	<b>SOLID</b>	<b>GRADIENT</b>	<b>MIRROR</b>	<b>CHROMANCE</b>
<b>1.67</b>		---			-6 cyl 4	+6	
<b>1.59</b>		-6 cyl 4 +6			-6 cyl 4	+6	

### LENS CHARACTERISTICS

Lens Processing	DIGITAL
Front / back surface geometry	SPHERICAL / FREE FORM
Recommended for wrap frames	YES

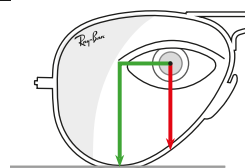
### ADDITIONAL PARAMETERS

Frame optimization*	YES
---------------------	-----

\* It's used the pantoscopic angle and the wrap angle of the frame

### CENTRATION (BOXING SYSTEM)

Minimum Fitting Height (MFH)	10 mm
------------------------------	-------



1. The heights are measured from the center of the pupil to the lower part of the lens.
2. Pictures above display the right way to take measures.
3. THE HEIGHT IN GREEN IS CORRECT. The height in red is not correct.



Ray-Ban for Scuderia Ferrari Collection available with AR Premium (not in Chromance)

\* The suggested retail prices indicated are to be considered per pair of lenses. Included in the price: AR coating, Fit to frame, Edging & Mounting, Ray-Ban Signature - when applicable. Centration Charts available on MyLuxottica

Please, consult MyLuxottica to check the rxable frames availability or any eventual power range limitation. Transitions® Signature® GEN8™ and XTRActive®: consult the availability chart to verify the versions, colors and materials.

# SUN LENSES

## AVAILABILITY AND PRICE LIST

**RAY-BAN SV PAL  
BASE**

### SUN PROGRESSIVE

	<b>SOLID</b>	<b>GRADIENT</b>	<b>POLARIZED AND GRADIENT POLARIZED</b>	<b>MIRROR AND POLARIZED MIRROR</b>	<b>CHROMANCE</b>
--	--------------	-----------------	---	------------------------------------	------------------

### RAY-BAN SV PAL BASE

<b>1.67</b>	---	---	165,71€	---	---
<b>1.59</b>	120,00€	120,00€	142,86€	148,57€	148,57€

\*Index 1.67 only available in Polarized G-15 & Polarized B-15 lenses

### POWER RANGES

Total power to be intended as Sphere + Cylinder

	<b>NON-POLARIZED</b>			<b>POLARIZED</b>			
	<b>SOLID</b>	<b>GRADIENT</b>	<b>MIRROR SOLID</b>	<b>SOLID</b>	<b>GRADIENT</b>	<b>MIRROR SOLID</b>	<b>CHROMANCE</b>
<b>1.67</b>		---			-6 cyl 4	+5.25	
<b>1.59</b>		-6 cyl 4	+5.25		-6 cyl 4	+5.25	

### LENS CHARACTERISTICS

Lens Processing	DIGITAL
Front / back surface geometry	SPHERICAL / FREE FORM*
Recommended for wrap frames	YES
Channel	FIXED 15 - 18

\* Progressive channel on back surface

<b>MINIMUM ADDITIONAL POWER</b>	0.75
<b>MAXIMUM ADDITIONAL POWER</b>	3.50

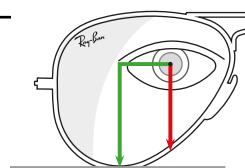
### ADDITIONAL PARAMETERS

Frame optimization*	YES
---------------------	-----

\* It's used the pantoscopic angle and the wrap angle of the frame

### CENTRATION (BOXING SYSTEM)

Minimum Fitting Height (MFH)	Channel 15	16 mm
	Channel 18	19 mm



1. The heights are measured from the center of the pupil to the lower part of the lens.
2. Pictures above display the right way to take measures.
3. THE HEIGHT IN GREEN IS CORRECT. The height in red is not correct.



Ray-Ban for Scuderia Ferrari Collection available with AR Premium (not in Chromance)

\* The suggested retail prices indicated are to be considered per pair of lenses. Included in the price: AR coating, Fit to frame, Edging & Mounting, Ray-Ban Signature - when applicable. Centration Charts available on MyLuxottica

Please, consult MyLuxottica to check the available frames availability or any eventual power range limitation. Transitions® Signature® GEN8™ and XTRActive®: consult the availability chart to verify the versions, colors and materials.

# SUN LENSES

## AVAILABILITY AND PRICE LIST

**RAY-BAN SV PAL  
EQUALIZED**

### SUN PROGRESSIVE

	<b>SOLID</b>	<b>GRADIENT</b>	<b>POLARIZED AND GRADIENT POLARIZED</b>	<b>MIRROR AND POLARIZED MIRROR</b>	<b>CHROMANCE</b>
--	--------------	-----------------	---	------------------------------------	------------------

### RAY-BAN SV PAL EQUALIZED

<b>1.67</b>	---	---	194,29€	---	---
<b>1.59</b>	148,57€	148,57€	171,43€	177,14€	177,14€

\*Index 1.67 only available in Polarized G-15 & Polarized B-15 lenses

### POWER RANGES

Total power to be intended as Sphere + Cylinder

	<b>NON-POLARIZED</b>			<b>POLARIZED</b>			
	<b>SOLID</b>	<b>GRADIENT</b>	<b>MIRROR SOLID</b>	<b>SOLID</b>	<b>GRADIENT</b>	<b>MIRROR SOLID</b>	<b>CHROMANCE</b>
<b>1.67</b>		---			-6 cyl 4	+5.25	
<b>1.59</b>		-6 cyl 4	+5.25		-6 cyl 4	+5.25	

### LENS CHARACTERISTICS

Lens Processing	DIGITAL
Front / back surface geometry	SPHERICAL / FREE FORM*
Recommended for wrap frames	YES
Channel	FIXED 15 - 18

\* Progressive channel on back surface

<b>MINIMUM ADDITIONAL POWER</b>	0.75
<b>MAXIMUM ADDITIONAL POWER</b>	3.50

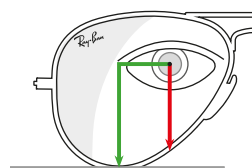
### ADDITIONAL PARAMETERS

Frame optimization*	YES
---------------------	-----

\* It's used the pantoscopic angle and the wrap angle of the frame

### CENTRATION (BOXING SYSTEM)

Minimum Fitting Height (MFH)	Channel 15	16 mm
	Channel 18	19 mm



1. The heights are measured from the center of the pupil to the lower part of the lens.
2. Pictures above display the right way to take measures.
3. THE HEIGHT IN GREEN IS CORRECT. The height in red is not correct.



Ray-Ban for Scuderia Ferrari Collection available with AR Premium (not in Chromance)

\* The suggested retail prices indicated are to be considered per pair of lenses. Included in the price: AR coating, Fit to frame, Edging & Mounting, Ray-Ban Signature - when applicable. Centration Charts available on MyLuxottica

Please, consult MyLuxottica to check the available frames availability or any eventual power range limitation. Transitions® Signature® GEN8™ and XTRActive®: consult the availability chart to verify the versions, colors and materials.

# KIDS LENSES AVAILABILITY AND PRICE LIST

**RAY-BAN SV  
BASE**

## CLEAR SINGLE VISION

	CLEAR		RAY-BAN BLUE LIGHT EASE		TRANSITIONS® SIGNATURE® GEN8™		TRANSITIONS® XTRACTIVE®
	RAY-BAN AR CLASSIC	RAY-BAN AR OPTIMIZED	RAY-BAN AR CLASSIC	RAY-BAN AR OPTIMIZED	RAY-BAN AR CLASSIC	RAY-BAN AR OPTIMIZED	RAY-BAN AR OPTIMIZED

## RAY-BAN SV BASE

<b>1.59</b>	---	---	---	26,67€	---	---	---
-------------	-----	-----	-----	--------	-----	-----	-----

## POWER RANGES

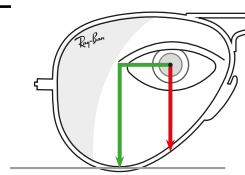
1.59	MIN	CYL	MAX	MIN	CYL	MAX	MIN	CYL	MAX	MIN	CYL	MAX
					-8	cyl 2	+4	---	---	---	---	---

## LENS CHARACTERISTICS

Lens Processing	STOCK
Front / back surface geometry	SPHERICAL

## CENTRATION (BOXING SYSTEM)

Minimum Fitting Height (MFH)	10 mm
------------------------------	-------



1. The heights are measured from the center of the pupil to the lower part of the lens.
2. Pictures above display the right way to take measures.
3. THE HEIGHT IN GREEN IS CORRECT. The height in red is not correct.

\* The suggested retail prices indicated are to be considered per pair of lenses. Included in the price: AR coating, Fit to frame, Edging & Mounting, Ray-Ban Signature - when applicable. Centration Charts available on MyLuxottica

Please, consult MyLuxottica to check the rxable frames availability or any eventual power range limitation. Transitions® Signature® GEN8™ and XTRActive®: consult the availability chart to verify the versions, colors and materials.

# KIDS LENSES

## AVAILABILITY AND PRICE LIST

**RAY-BAN SV  
EQUALIZED**

### CLEAR SINGLE VISION

	CLEAR		RAY-BAN BLUE LIGHT EASE		TRANSITIONS® SIGNATURE® GEN8™		TRANSITIONS® XTRACTIVE®
	RAY-BAN AR CLASSIC	RAY-BAN AR OPTIMIZED	RAY-BAN AR CLASSIC	RAY-BAN AR OPTIMIZED	RAY-BAN AR CLASSIC	RAY-BAN AR OPTIMIZED	RAY-BAN AR OPTIMIZED

### RAY-BAN SV EQUALIZED

<b>1.59</b>	---	31,67€	---	36,67€	---	---	---
-------------	-----	--------	-----	--------	-----	-----	-----

### POWER RANGES

	MIN	CYL	MAX	MIN	CYL	MAX	MIN	CYL	MAX	MIN	CYL	MAX
	<b>1.59</b>	-8	cyl 2	+4	-8	cyl 2	+4	---	---	---	---	---

### LENS CHARACTERISTICS

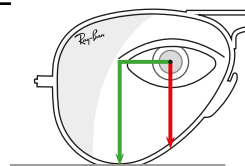
Lens Processing	DIGITAL
Front / back surface geometry	SPHERICAL / FREE FORM

### ADDITIONAL PARAMETERS

Vertex Distance (BVD)	FROM/TO 5/22 mm
Pantoscopic Angle (TILT)	FROM/TO -5/25°
Wrap Angle (WRAP)	FROM/TO 0/25°

### CENTRATION (BOXING SYSTEM)

Minimum Fitting Height (MFH)	10 mm
------------------------------	-------



1. The heights are measured from the center of the pupil to the lower part of the lens.
2. Pictures above display the right way to take measures.
3. THE HEIGHT IN GREEN IS CORRECT. The height in red is not correct.

\* The suggested retail prices indicated are to be considered per pair of lenses. Included in the price: AR coating, Fit to frame, Edging & Mounting, Ray-Ban Signature - when applicable. Centration Charts available on MyLuxottica

Please, consult MyLuxottica to check the rxable frames availability or any eventual power range limitation. Transitions® Signature® GEN8™ and XTRActive®: consult the availability chart to verify the versions, colors and materials.

# KIDS LENSES AVAILABILITY AND PRICE LIST

**RAY-BAN SV  
EQUALIZED**

**SUN SINGLE VISION**

	<b>SOLID</b>	<b>GRADIENT</b>	<b>POLARIZED AND GRADIENT POLARIZED</b>	<b>MIRROR AND POLARIZED MIRROR</b>
<b>RAY-BAN SV EQUALIZED</b>				
<b>1.59</b>	26.67€	43.33€	40.00€	43.33€

**POWER RANGES**

Total power to be intended as Sphere + Cylinder

	<b>NON-POLARIZED</b>			<b>POLARIZED</b>		
	<b>SOLID</b>	<b>GRADIENT</b>	<b>MIRROR SOLID</b>	<b>SOLID</b>	<b>GRADIENT</b>	<b>MIRROR SOLID</b>
<b>1.59</b>		-6 cyl 4 +6			-6 cyl 4 +6	

**LENS CHARACTERISTICS**

Lens Processing	DIGITAL
Front / back surface geometry	SPHERICAL / FREE FORM
Recommended for wrap frames	YES

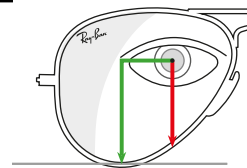
**ADDITIONAL PARAMETERS**

Frame optimization*	YES
---------------------	-----

\* It's used the pantoscopic angle and the wrap angle of the frame

**CENTRATION (BOXING SYSTEM)**

Minimum Fitting Height (MFH)	10 mm
------------------------------	-------



1. The heights are measured from the center of the pupil to the lower part of the lens.
2. Pictures above display the right way to take measures.
3. THE HEIGHT IN GREEN IS CORRECT. The height in red is not correct.

\* The suggested retail prices indicated are to be considered per pair of lenses. Included in the price: AR coating, Fit to frame, Edging & Mounting, Ray-Ban Signature - when applicable. Centration Charts available on MyLuxottica

Please, consult MyLuxottica to check the rxable frames availability or any eventual power range limitation. Transitions® Signature® GEN8™ and XTRActive®: consult the availability chart to verify the versions, colors and materials.



# TRANSITIONS® AVAILABILITY

**RAY-BAN SV  
CLEAR LENSES**

**CLEAR SINGLE VISION**

		TRANSITIONS® SIGNATURE® GEN8™			TRANSITIONS® XTRACTIVE®
		G-15	GREY, BROWN	SAPPHIRE, AMETHYST AMBER EMERALD	GREY, BROWN, GRAPHITE GREEN
		RAY-BAN AR CLASSIC / RAY-BAN AR OPTIMIZED	RAY-BAN AR CLASSIC / RAY-BAN AR OPTIMIZED	RAY-BAN AR CLASSIC / RAY-BAN AR OPTIMIZED	RAY-BAN AR CLASSIC / RAY-BAN AR OPTIMIZED
<b>RAY-BAN SV TUNED</b> Stock lens	<b>1.60</b>	<b>X</b>	<b>X</b>	---	---
	<b>1.50</b>	<b>X</b>	<b>X</b>	---	---
		RAY-BAN AR OPTIMIZED	RAY-BAN AR OPTIMIZED	RAY-BAN AR OPTIMIZED	RAY-BAN AR OPTIMIZED
<b>RAY-BAN SV EQUALIZED</b> Free form lens	<b>1.74</b>	---	<b>X</b>	<b>X</b>	---
	<b>1.67</b>	<b>X</b>	<b>X</b>	<b>X</b>	<b>X</b>
	<b>1.60</b>	<b>X</b>	<b>X</b>	<b>X</b>	<b>X</b>
	<b>1.50</b>	<b>X</b>	<b>X</b>	<b>X</b>	<b>X</b>
		RAY-BAN AR OPTIMIZED	RAY-BAN AR OPTIMIZED	RAY-BAN AR OPTIMIZED	RAY-BAN AR OPTIMIZED
<b>RAY-BAN SV AMPLIFIED</b> Free form lens	<b>1.74</b>	---	<b>X</b>	---	---
	<b>1.67</b>	<b>X</b>	<b>X</b>	---	---
	<b>1.60</b>	<b>X</b>	<b>X</b>	---	---
	<b>1.50</b>	<b>X</b>	<b>X</b>	---	---

\* The suggested retail prices indicated are to be considered per pair of lenses. Included in the price: AR coating, Fit to frame, Edging & Mounting, Ray-Ban Signature - when applicable. Centration Charts available on MyLuxottica

Please, consult MyLuxottica to check the rxable frames availability or any eventual power range limitation. Transitions® Signature® GEN8™ and XTRActive®: consult the availability chart to verify the versions, colors and materials.

# TRANSITIONS® AVAILABILITY

## RAY-BAN PAL CLEAR LENSES

### CLEAR PROGRESSIVE

		TRANSITIONS® SIGNATURE® GEN8™			TRANSITIONS® XTRACTIVE®
		G-15	GREY, BROWN	SAPPHIRE, AMETHYST AMBER EMERALD	GREY, BROWN, GRAPHITE GREEN
		RAY-BAN AR OPTIMIZED	RAY-BAN AR OPTIMIZED	RAY-BAN AR OPTIMIZED	RAY-BAN AR OPTIMIZED
<b>RAY-BAN PAL BASE</b> Free form lens	<b>1.60</b>	<b>X</b>	<b>X</b>	---	<b>X</b>
	<b>1.50</b>	<b>X</b>	<b>X</b>	---	<b>X</b>
<b>RAY-BAN PAL TUNED</b> Free form lens	<b>1.67</b>	<b>X</b>	<b>X</b>	---	<b>X</b>
	<b>1.60</b>	<b>X</b>	<b>X</b>	---	<b>X</b>
	<b>1.50</b>	<b>X</b>	<b>X</b>	---	<b>X</b>
<b>RAY-BAN PAL EQUALIZED</b> Free form lens	<b>1.74</b>	---	<b>X</b>	---	---
	<b>1.67</b>	<b>X</b>	<b>X</b>	<b>X</b>	<b>X</b>
	<b>1.60</b>	<b>X</b>	<b>X</b>	<b>X</b>	<b>X</b>
	<b>1.50</b>	<b>X</b>	<b>X</b>	<b>X</b>	<b>X</b>
<b>RAY-BAN PAL AMPLIFIED</b> Free form lens	<b>1.74</b>	---	<b>X</b>	---	---
	<b>1.67</b>	<b>X</b>	<b>X</b>	<b>X</b>	<b>X</b>
	<b>1.60</b>	<b>X</b>	<b>X</b>	<b>X</b>	<b>X</b>
	<b>1.50</b>	<b>X</b>	<b>X</b>	<b>X</b>	<b>X</b>

\* The suggested retail prices indicated are to be considered per pair of lenses. Included in the price: AR coating, Fit to frame, Edging & Mounting, Ray-Ban Signature - when applicable. Centration Charts available on MyLuxottica

Please, consult MyLuxottica to check the rxable frames availability or any eventual power range limitation. Transitions® Signature® GEN8™ and XTRActive®: consult the availability chart to verify the versions, colors and materials.

# COLOR OFFER AVAILABILITY

## INDEX

1.59: available for all the sun color shades shown below.

1.67: only available in Polar G15 and Polar B15

### SOLID LENSES



G-15



B-15



BLUE



INDIGO  
NEW



VIOLET  
NEW

### GRADIENT LENSES



BLUE



GREY



BROWN



LIGHT BLUE  
NEW



LIGHT GREY  
NEW



DARK GREY  
NEW



LIGHT BROWN  
NEW

### MIRROR LENSES



ORANGE



BLUE



SILVER



COPPER



GREEN SILVER  
NEW

### CHROMANCE LENSES



GREEN MIRROR  
BLUE



GREY MIRROR  
GREY GRADIENT



GREEN MIRROR  
GOLD GRADIENT



PURPLE MIRROR  
GOLD GRADIENT  
NEW



BROWN MIRROR  
GOLD GRADIENT  
NEW



BROWN MIRROR  
SILVER GRADIENT  
NEW


# OTHER INFORMATION

OTHER  
INFORMATION



# LUXOTTICA CUSTOMER SERVICE

## WE ARE HERE TO HELP YOU



Belgium & Luxembourg: [info@be.luxottica.com](mailto:info@be.luxottica.com)  
+32 24010540

Netherlands: [support@nl.luxottica.com](mailto:support@nl.luxottica.com)  
+31 207 133 451

United Kingdom & Ireland: [support@uk.luxottica.com](mailto:support@uk.luxottica.com)  
0808 168 8555

Nordics: [info@nordic.luxottica.com](mailto:info@nordic.luxottica.com)  
Denmark: 78 79 54 92  
Finland: 09 74 79 03 89  
Norway: 21 93 95 11  
Sweden: 0850 598 842

