

CASEWORKER CORE MODULE 1

HANDOUT 2

NOTE TAKING GUIDE



FAMILY-CENTERED APPROACH TO CHILD PROTECTION SERVICES

SECTION 1: INTRODUCTION & ORIENTATION

SECTION 2: THE LEARNING JOURNEY

SECTION 3: THE CHILD WELFARE FIELD VALUES
AND EVOLUTION

SECTION 4: VALUES & ETHICS IN CHILD
WELFARE PRACTICE

SECTION 5: THE IDENTIFICATION AND
ASSESSMENT

OF ABUSE AND NEGLECT

SECTION 6: SEXUAL ABUSE

SECTION 7: CLOSING

Resources for Caseworkers



CWTP

Ohio Child Welfare
Training Program

Section 1: Introduction and Orientation



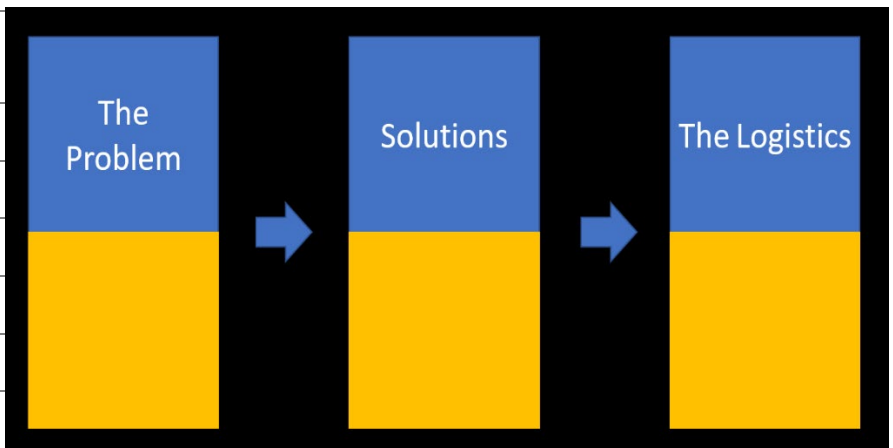
Section 2: The Learning Journey

Who/What is the OCWTP?



Getting the Most out of Your Learning

Insurance policy:



Forgetting Curve:

Deeper Learning:

Work to get the most
out of your Training



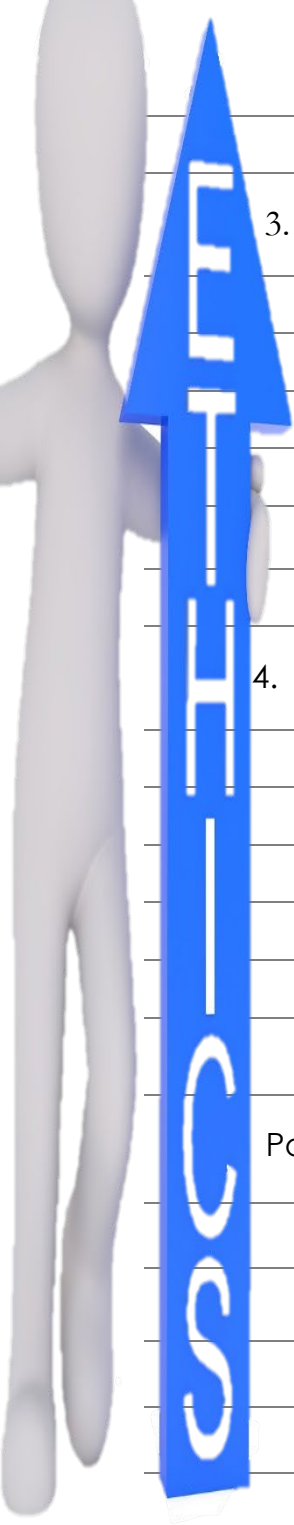
Spaced Retrieval:

Section 3: The Child Welfare Field Values & Evolution

Principles:

1.

2.

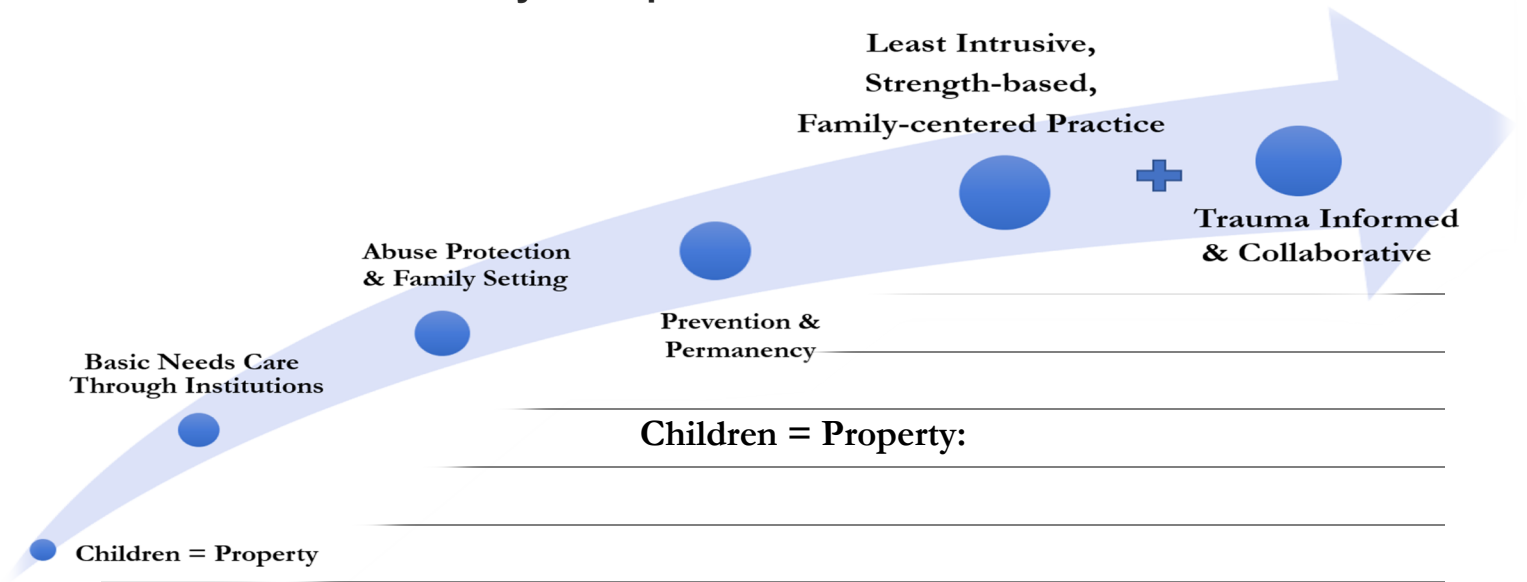


3.

4.

Possible Personal Barriers:

The Evolution of Society's Responses to Child Maltreatment



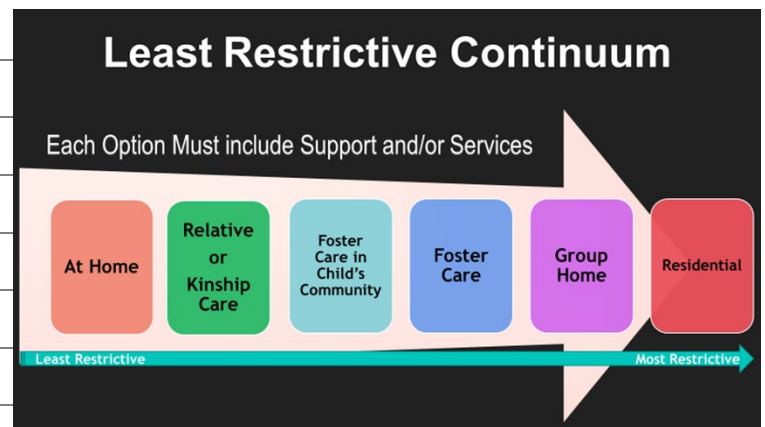
Children = Property:

Basic Needs Care Through Institutions:

Abuse Protection & Family Settings:

Prevention & Permanency:

A Unified Approach:



Prevention & Permanency Cont.

Least Intrusive, Strength-based, Family-centered Practice:

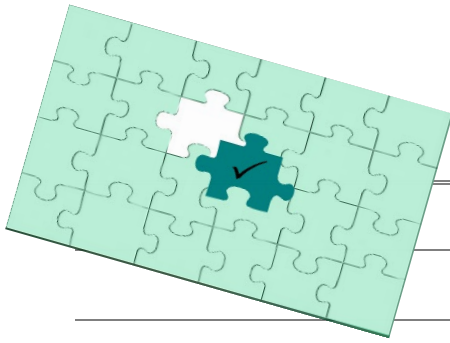
Trauma Informed and Collaborative:

Practice Profiles



Differences

[illegible]



The Role of Child Protective Services

Best Practices Skill Set Activity

Define your assigned skill set: _____

Why do you believe this is an important skill set in child welfare practice? _____

What are some problems that could occur if caseworkers do not adequately perform this skill set?

Define the other group's skill set: _____

How are families assessed and served in child welfare?

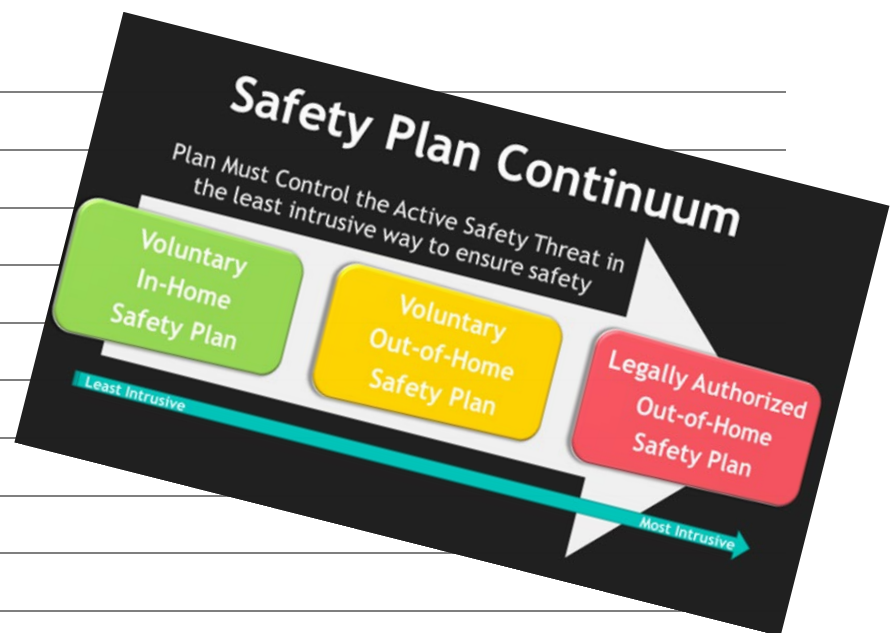
This image shows a blank sheet of white paper with horizontal ruling lines. The lines are evenly spaced and extend across the width of the page. There are no margins, text, or other markings on the paper.

This image shows a single sheet of white paper with horizontal blue or grey ruling lines. The lines are evenly spaced and run across the width of the page. There are approximately 20 lines visible. The paper has a slight shadow on its right side, suggesting it's resting on a surface.

Section 4: Values and Ethics in Child Welfare Practice

Family-Centered Practice

At intake:



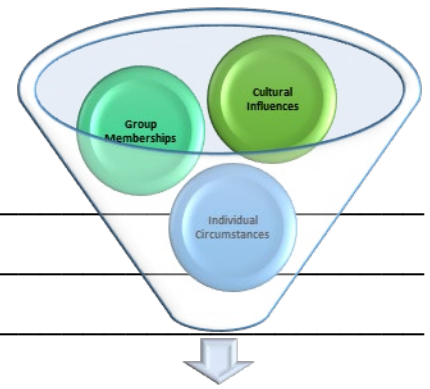
On-going casework with children in their own home:



On-going casework with children in placement:




DIVERSITY.



Individual Identity

Self-Awareness

Diversity in Daily Practice



CARE CARD

Never forget your **CARE** @ every contact!!!

- ✓ Check your biases / Collaboratively engage
- ✓ Acknowledge & openly discuss difficult feelings
- ✓ Respect / Reflective Listening / Rapport building
- ✓ Effective Communication / Empowerment

Section 5: The Identification and Assessment of Abuse and Neglect

Prevalence of Abuse and Neglect:



Defining Abuse and Neglect

Child Abuse and Neglect:

Physically Abusive:

Neglect:

Sexual Abuse:


Degree of Harm:

Inflicted Harm vs. Absence of Adequate Care:

Abuse and Neglect vs. Families in Need of Service:

Recognizing Abuse and Neglect

Criteria to differentiating inflicted from accidental injuries



Safety factors related to related to serious injury & neglect

Safety Factor 2:

Safety Factor 2a:

Safety Factor 7:

Safety Factor 8:

[illegible]


Skin Lesions that Can Be Confused with Abuse Injuries

Non-abusive injuries

Child Protector App

Protecting against child abuse

Child Protector assists Children's Protective Services, law enforcement, attorneys and medical personnel when evaluating children who may have been physically abused. The free app was developed by Children's Mercy and the University of Texas Health Science Center (San Antonio) through Children's Justice Act Funding from Texas and Missouri.



Fractures

This image shows a single sheet of white paper with horizontal ruling lines. The lines are evenly spaced and run across the width of the page. There are no margins, text, or other markings on the paper.

Burns

This image shows a single sheet of white paper with horizontal ruling lines. The lines are evenly spaced and extend across the width of the page. There are no margins, text, or other markings on the paper.

Head Injuries

Seek medical assistance immediately if a child appears to have any of the following symptoms:

Failure to Thrive

Caseworker Core Module 1: Family-Centered Approach to Child Protection Services.
Written by IHS for the Ohio Child Welfare Training Program, Revised March 2022

Important things to remember after abuse slide presentation:



Typical histories given for inflicted injuries

Caseworker Core Module 1: Family-Centered Approach to Child Protection Services.
Written by IHS for the Ohio Child Welfare Training Program, Revised March 2022

This image shows a single sheet of white paper with horizontal blue or grey ruling lines. The lines are evenly spaced and run across the width of the page. There are approximately 20 lines visible. The paper has a slight shadow on its right side, suggesting it's resting on a surface.

Abuse should be suspected under the following circumstances:

[illegible]

Questions to explore



Behavioral & Emotional Indicators of Physical Abuse

Infants and Toddlers

Preschool-Aged Children

School-Aged Children

Adolescents

VULNERABILITY

DEFINITION:

ASSESSMENT:

CHARACTERISTICS & EXPERIENCES AND THEIR IMPACT:

Neglect Defined:



Outcomes of Neglect:

[illegible]

Emotional Maltreatment

[illegible]

Non-Offending Caregiver:

Adult Male Offender:

Female Offender:

Youth with Sexually Abusive Behaviors:

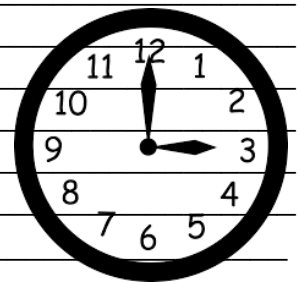
Indicators of Child Sexual Abuse

Physical Indicators:

Behavioral and Emotional Indicators:

Casework Interventions

Timeliness:



Teamwork:



Entirety of Investigation:_____

Synthesize and Analyze:_____

Assessing Safety: _____

Questions and investigation using the Sexual Abuse Safety Factor

[illegible]

SAFETY PLANNING

This image shows a single sheet of white paper with horizontal ruling lines. The lines are evenly spaced and run across the width of the page. There are no margins, text, or other markings on the paper.

Personal Spaced Retrieval Commitment Plan

When

35