

Release Notes – Version 5.6.89

StrataMax has been dedicated to meeting the needs of Strata Managers for over 30 years through the continual enhancement of our software suite. We are committed to providing new functionality to support you in servicing your clients and to provide opportunities for you to optimize efficiency within your office environment.

This document describes exciting new features and enhancements available in the above release.

A history of Release Notes can be reviewed on the [StrataMax Online Help](#)



THE COMPLETE STRATA MANAGEMENT SOLUTION



What's New.....3

1. StrataCash Periodic Payment – Creditor List.....3

2. New Searches are now available.....4

 2.1 *Search Inspections*.....4

 2.2 *Search Transactions (All Buildings)*.....5

What's Better.....7

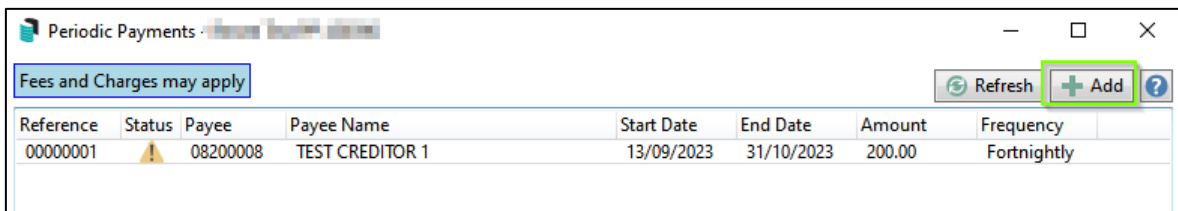
What's New

1. StrataCash Periodic Payment – Creditor List

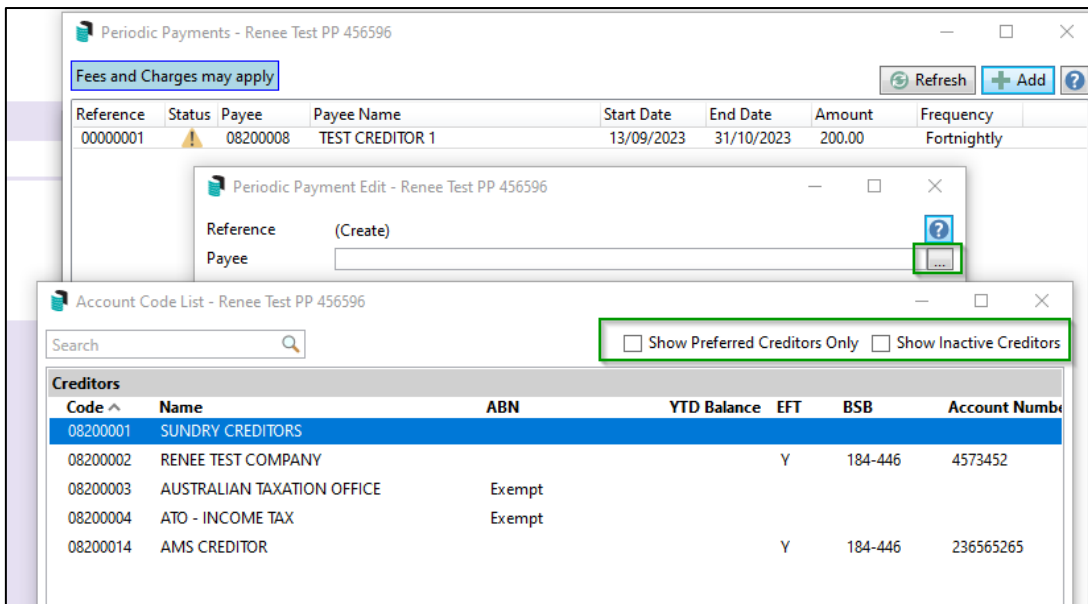
Preferred Creditors and Inactive Creditor filters have been added to the Periodic Payments account selector.

To view this enhancement following the below steps:

1. Navigate to StrataCash Hub
2. Select Periodic Payments
3. Click on Select
4. Select Payee
5. Click on the Add



6. The Creditor Account code list will open.
7. The new Options showing below will be available.



8. Click on 'Show Inactive Creditors'
9. The Inactive Creditors will now appear on the Account Code List

Code	Name	ABN	YTD Balance	EFT	BSB	Account Number
08200001	SUNDRY CREDITORS					
08200002	RENEE TEST COMPANY			Y	184-446	4573452
08200003	AUSTRALIAN TAXATION OFFICE	Exempt				
08200004	ATO - INCOME TAX	Exempt				
08200008	TEST CREDITOR 1		0.00	Y	184-446	13453647
08200010	TEST CREDITOR 3	51 824 753 556		Y	182-403	225874
08200014	AMS CREDITOR			Y	184-446	236565265

2. New Searches are now available.

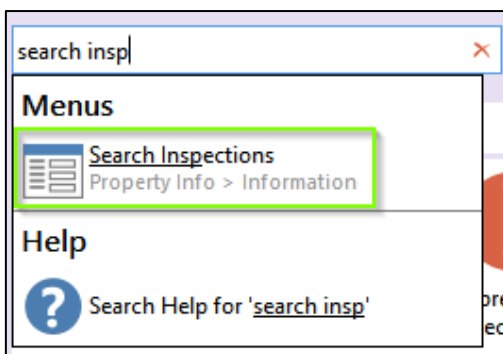
2.1 Search Inspections

'Search Inspections' is now available for users to search for all Inspection type information.

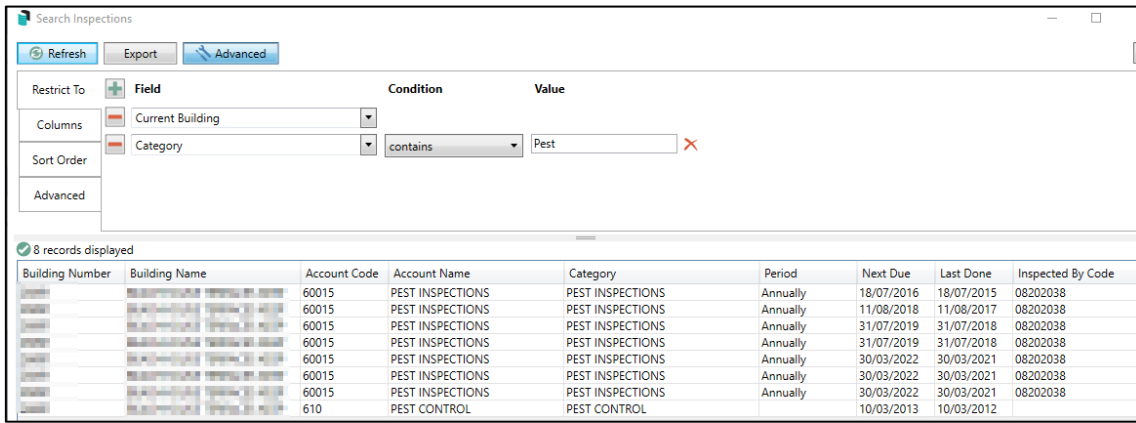
It is recommended to create & save searches for global reporting requirements that Global / Group reports may have previously been used for.

To access the new search, follow the below steps:

1. Navigate to the Search field.
2. Type in 'Search Inspections'

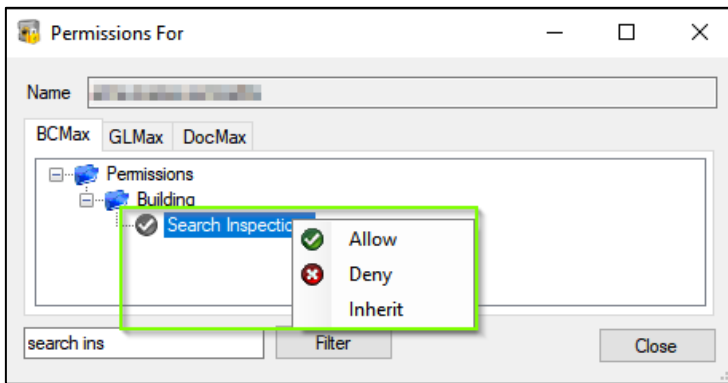


3. The 'Inspection Search' will open defaulting to 'Current Building' and 'Account Code'.
4. Change the search criteria you wish to search (status filters are available to match the Inspections module)
5. System will return the results based on the search criteria.



2.1.1 Search Inspection Security

Security is also available to set permissions for 'Search Inspections'



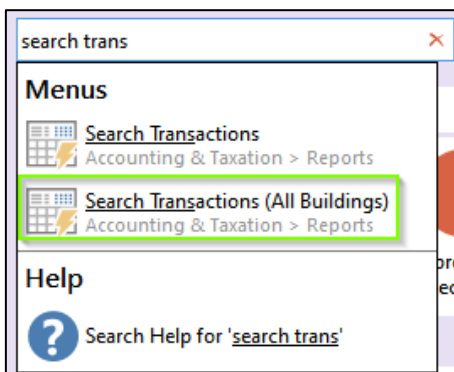
2.2 Search Transactions (All Buildings)

Users can now search for all Transactions across selected or All Buildings.

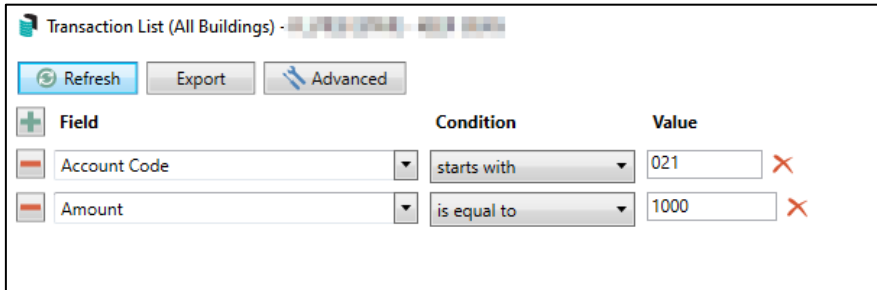
It is recommended to create & save searches for global reporting requirements that Global / Group reports may have previously been used for.

To access the new search, follow the below steps:

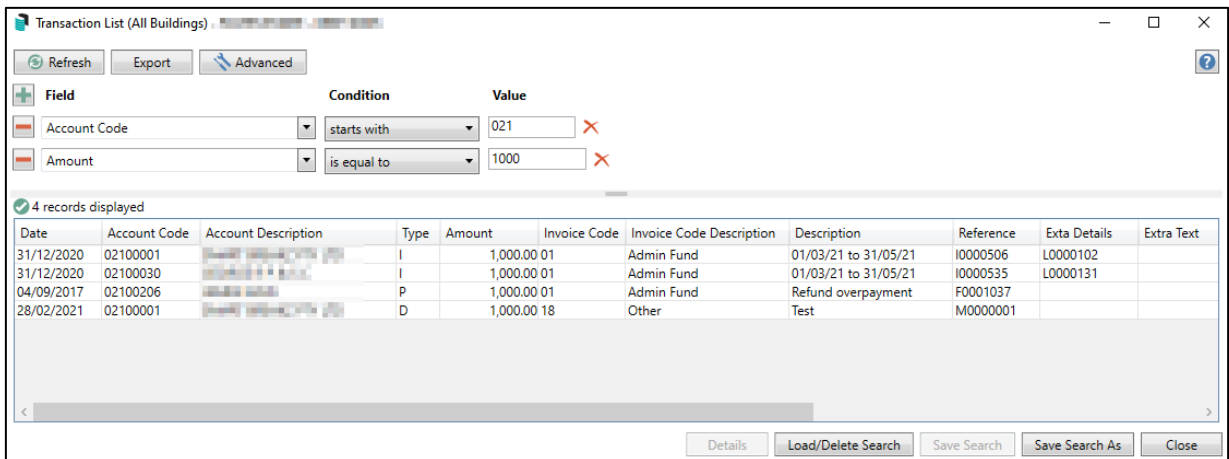
1. Navigate to Search Field
2. Type in 'Search Transactions'



3. The Transaction Search (All Buildings) will open defaulting to 'current building', 'Date' and 'Account Code'.
4. Change the search criteria you wish to search (status filters are available to match the Search Transactions)

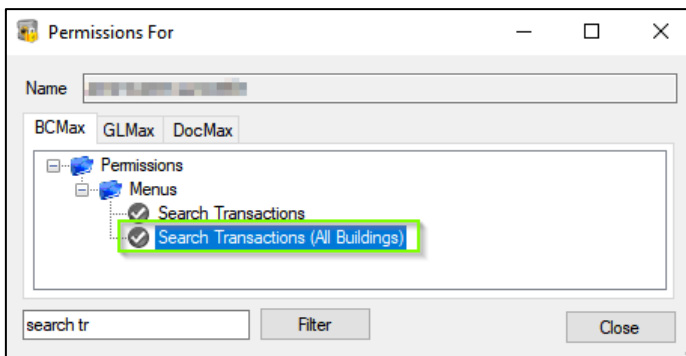


5. System will return the results based on the search criteria.



2.2.1 Search Transactions (All Buildings) Security

Security is also available to set permissions for 'Search Transactions (All Buildings)'



Please note: This search is also available to search across all GLMax Companies when accessed through GLMax.

What's Better

- Security – We have modified Email Template security Control wording to be clearer. The following controls have been changed.
 - Levies – Edit Email Templates has changed to Edit Levy Email Templates
 - Meeting Hub – Edit Email Templates has changed to Edit Meeting Hub Email Templates
 - TaskMax – Edit Email Templates has changed to Edit TaskMax Email Templates
 - Reports – Edit Email Templates has changed to Email Template Manager
- Report Distribution – Ledger Card – LastZeroBalance option will now show the last zero balance and the Total Debits/Credits Calculation has been corrected by displaying data in entered order.
- Centralised Logins – Wording on the BCMax Login has been changed to remove the word 'Portal' from the login prompt.
- Merge Letters – Selected text has been changed for better readability.
- Search Transactions – Column Sort Order has been added to the Transaction Search
- Report Distribution – Printing and Emailing from the log was causing an error: this has now been resolved.
- Contacts – Illegal (reserved) characters will be validated and prevented when creating or editing contacts.
- Levy Notice – Merge Levy Notice was crashing if the building was registered for GST, but the individual OCs were not. This has been resolved.
- Bank Transaction Report – Where there is no statement data prior to the report start date and the first statement data has an opening balance, the brought forward line was missing from the report. This has been corrected.