




As of Fall 2023, Absorb has updated their Learner Experience, allowing quicker and easier access between lessons, less mouse clicks, and an easy and exciting way to see your progress while taking the lessons.

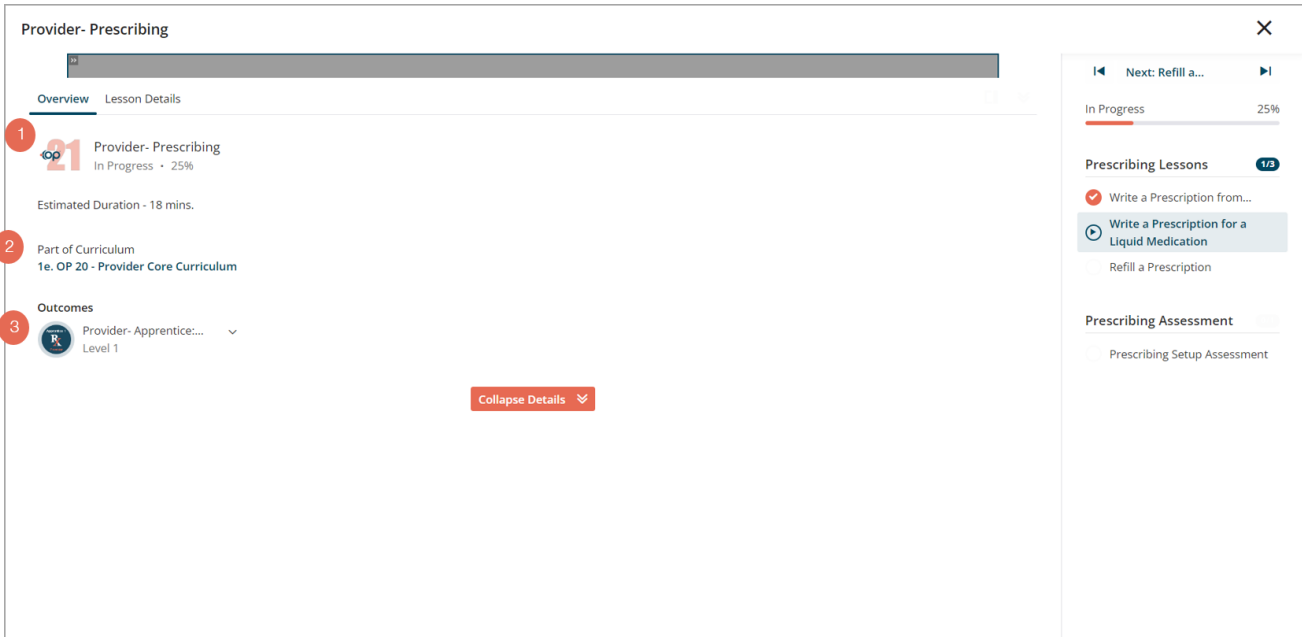
This QRG will introduce the new Course Player, and this section will replace the current information about courses on the Learner QRG.

While in a lesson, the **Course Player** allows you to:



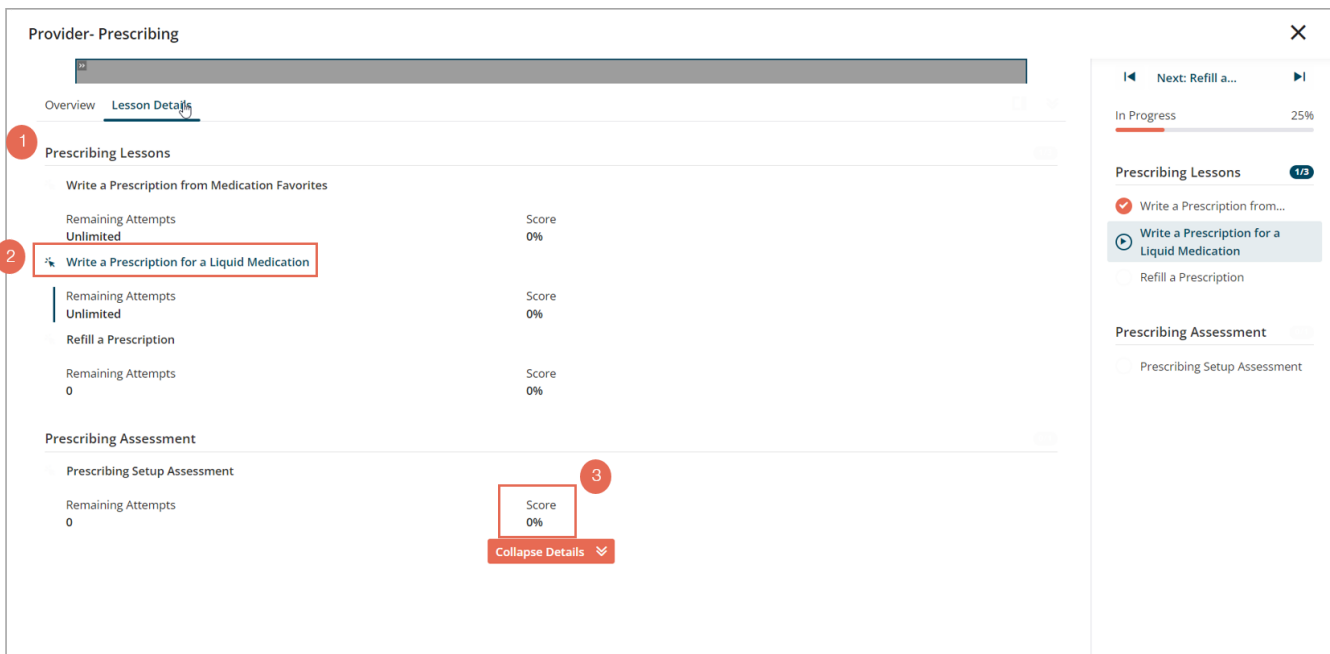
- a. **Play** the current lesson.
- b. Easily navigate through the rest of the lessons in that course by clicking the **Next** or **Previous** buttons or the **lesson name**.
- c. See your **Course Progress**.
- d. View the Course Details by clicking the **Overview** or **Lesson Details** tab to expand.

■ **Overview tab:**



1. Course **Name**, **Progress**, and **Estimated Duration**.
2. See which **curricula** this course is a part of.
3. **Outcomes**: The competency/badge you will receive when completing this course.

■ **Lesson Details tab:**



1. The **Course Name** with a list of lessons underneath.
2. The lesson you are currently in will be identified with a **mouse click** image.
3. The **score** for any assessments in the course will be shown here.

- Click the orange **Collapse Details** button to return to the lesson.
3. Click the lesson names or the Next/Previous buttons in the course to navigate between the lessons. As you complete each lesson, the progress bar will increase.
 4. When you have finished all of the lessons in the course, or if you want to return to the list of courses in your curricula at any time, click the **X** to return to the Curricula page and start a new course.