

Release Notes – Version 5.6.90

StrataMax has been dedicated to meeting the needs of Strata Managers for over 30 years through the continual enhancement of our software suite. We are committed to providing new functionality to support you in servicing your clients and to provide opportunities for you to optimize efficiency within your office environment.

This document describes exciting new features and enhancements available in the above release.

A history of Release Notes can be reviewed on the [StrataMax Online Help](#)



THE COMPLETE STRATA MANAGEMENT SOLUTION



What's New.....3

- 1. Roll List / Roll Form – Notification Configuration.....3
- 2. Report Distribution – Levy Notice Title and Text Configuration.....4
- 3. Report Distribution – Aged Balance Report Configuration.....5
- 4. Meeting Hub – New Committee Fields.....5

What's Better.....6

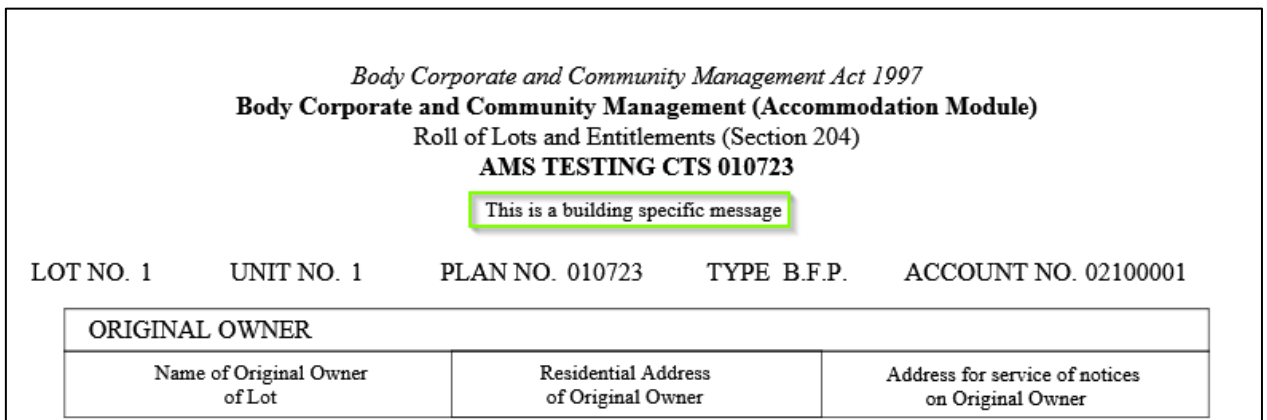
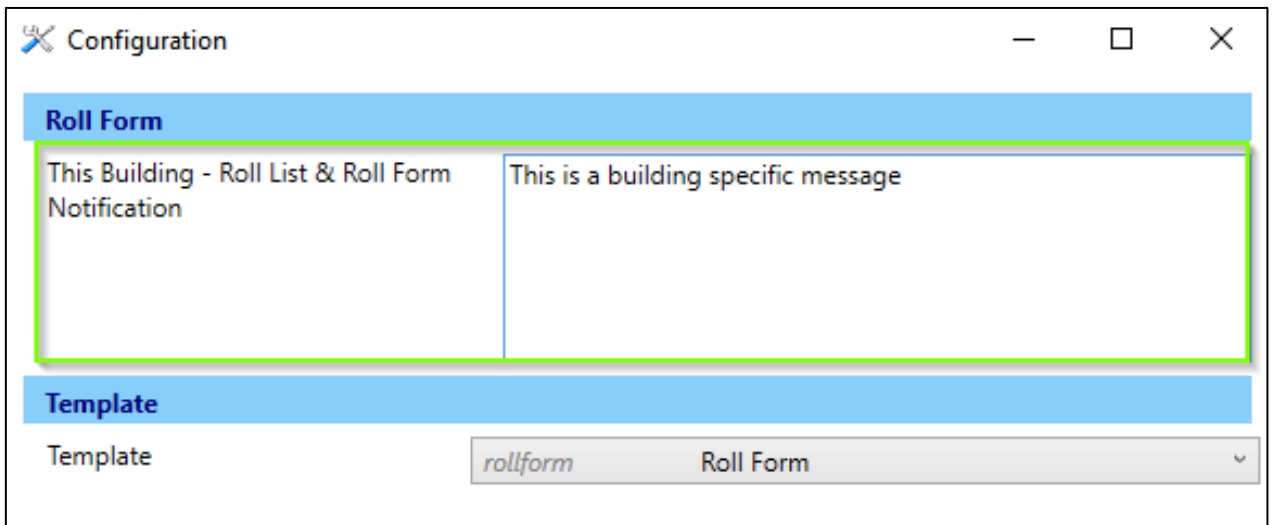
What's New

1. Roll List / Roll Form – Notification Configuration

The Roll Form and Roll List reports now have the option to include a notification message. Building-specific notification messages are only generated for the building in which they are configured.

To view the new Notification field, go to Roll Form or Roll List and select the template configuration cog. Fill out the text box with the text. The Roll List and Roll Form will output this at the very top. Notification text is limited to 255 characters and allows for line formatting.

Both the Roll Form and the Roll list for the building will have the text inserted.



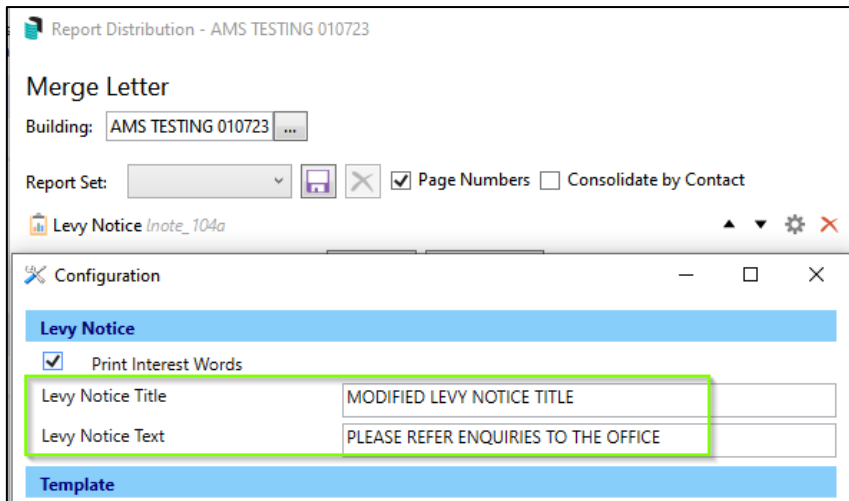
Page 1	Roll List				27 September 2023			
AMS TESTING CTS 010723								
This is a building specific message								
A/c No	Lot No	Unit No	Address Title and Address Residential	Telephone	Facsimile Mobile	Entit.	Transfer Date	

Please Note: Roll List 1 is the only Roll List template that supports this change at present.

2. Report Distribution – Levy Notice Title and Text Configuration.

Levy Notice Title and Levy Notice Text can now be configured in Report Distribution, which will output to specific Levy Notices.

To view the new Levy Notice Title and Levy Notice Text fields, go to Report Distribution (Merge Letters), untick "Merge Letters Only," choose a Levy Notice, and then click the template settings cog.

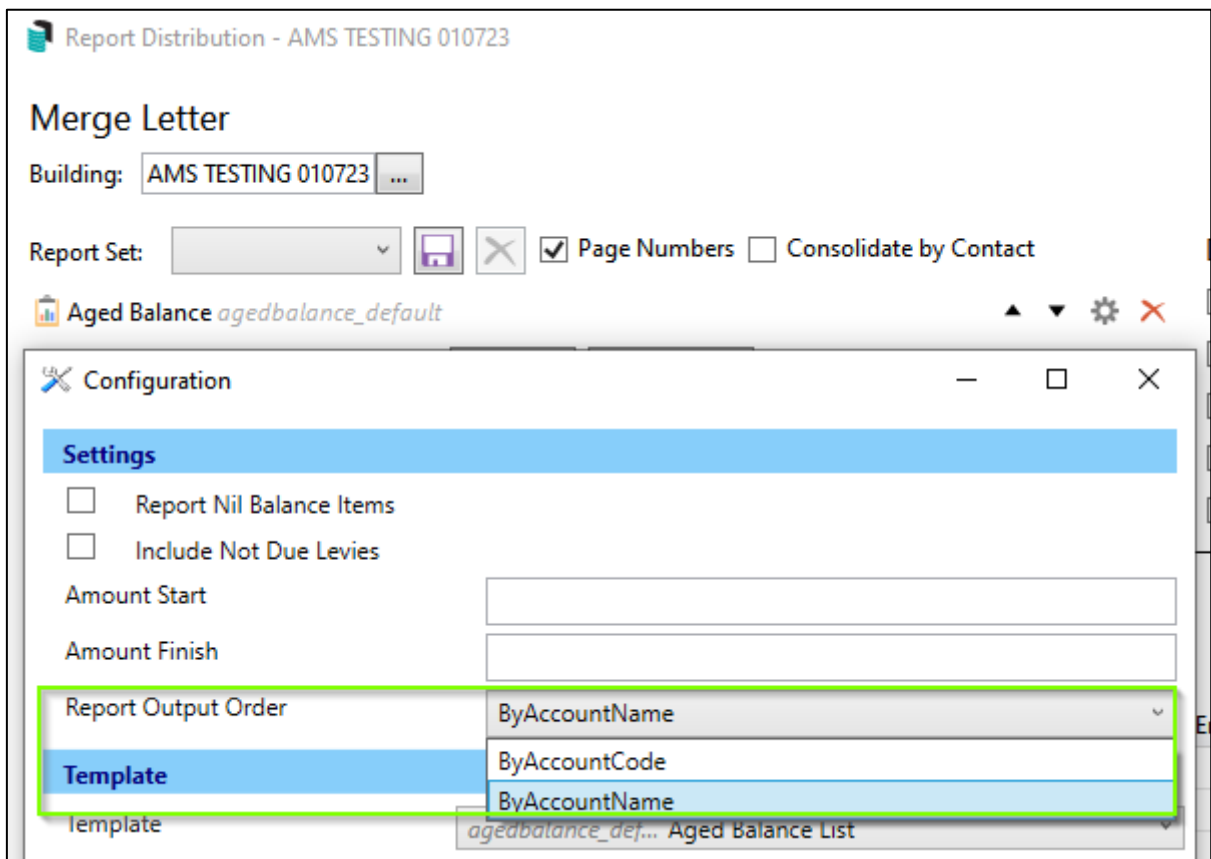


Please Note: This will be available for LNOTE_104a only at this time.

3. Report Distribution – Aged Balance Report Configuration.

Enhancements have been made to the Aged Balance Report configuration to add the ability to configure the report to output in code order or output in name order.

To see the change, navigate to Merge Letters, untick 'Merge Letters Only' and select the Aged Balance report. Click the template configuration cog to see the new option.



4. Meeting Hub – New Committee Fields.

New Committee fields have been added to provide sorting order on Committee Member Templates. The new fields are Committee Member Given Names and Committee Member Surname which will allow the user to sort Committee Members in the <CommitteeMemberList> merge field by surname.

What's Better

- Arrears Notice Template Selector – Clicking Edit was causing crash if no templates were set. A message will now be displayed to use Insert to add a template.
- Debtor/Second Debtor Aged Balance Report will now output the report in Name Order if set in the configuration options.
- Security Permissions – Transfer Building In permissions have been removed as the module no longer exists in BCMax or GLMax.
- Email Template Manager – The Email Template list has been enhanced to display templates in alphabetical order.
- Report Distribution – Crash when changing the Recipient Type for older SQL Server versions has been resolved.