


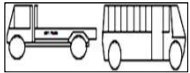





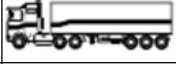






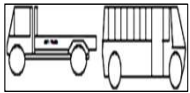











UPDATED 13 CLASSES OF ROAD USERS - TRAFFIC SURVEY SHEET

Location:				Name of Suveyors:				AM / PM	
Site ID:				Traffic Survey Date:					
0	Pedestrians	12:00-01:00	01:00-02:00	02:00-03:00	03:00-4:00	4:00-5:00	5:00-6:00	TOTAL	
									
1 CARS, STATION WAGONS, SEDANS, UTILITIES,									
									
2 SHORT -TOWING									
									
3 TRUCKS & BUS (15,25,35) (2 AXLES)									
									
4 TRUCKS & BUS (3 AXLES)									
									
5 HEAVY TRUCKS (RIGID BODY) 4 AXLES									
									
6 ARTICULATED (3 AXLES,3 GROUPS)									
									
7 ARTICULATED (4 AXLES,3 GROUPS)									
									
8 ARTICULATED (5 AXLES,3 GROUPS)									
									
9 ARTICULATED (6 AXLES,3 GROUPS)									
									
10 B DOUBLE (8 AXLES,4 GROUPS)									
									
11 DOUBLE ROAD TRAIN (7 AXLES & 5 OR 6 GROUPS)									
									
12 TRIPLE ROAD TRAIN (7 AXLES,7 GROUPS)									
									
Total									

UPDATED 13 CLASSES OF ROAD USERS - TRAFFIC SURVEY SHEET

Location:				Name of Suveyors:				AM / PM	
Site ID:				Traffic Survey Date:					
0	Pedestrians	06:00-07:00	07:00-08:00	08:00-09:00	09:00-10:00	10:00-11:00	11:00-12:00	TOTAL	
									
1 CARS, STATION WAGONS, SEDANS, UTILITIES,									
									
2 SHORT -TOWING									
									
3 TRUCKS & BUS (15,25,35) (2 AXLES)									
									
4 TRUCKS & BUS (3 AXLES)									
									
5 HEAVY TRUCKS (RIGID BODY) 4 AXLES									
									
6 ARTICULATED (3 AXLES,3 GROUPS)									
									
7 ARTICULATED (4 AXLES,3 GROUPS)									
									
8 ARTICULATED (5 AXLES,3 GROUPS)									
									
9 ARTICULATED (6 AXLES,3 GROUPS)									
									
10 B DOUBLE (8 AXLES,4 GROUPS)									
									
11 DOUBLE ROAD TRAIN (7 AXLES & 5 OR 6 GROUPS)									
									
12 TRIPLE ROAD TRAIN (7 AXLES,7 GROUPS)									
									
Total									