



# **Magic Feature: Is Important Functionality**



Functionality to Improve Reporting for Accordion

## Contents

<b>Payment Identifiers .....</b>	<b>3</b>
<b>Issues in Reporting.....</b>	<b>3</b>
<b>Is Important Functionality.....</b>	<b>4</b>



# Processing Payment Style – Accordion

## Payment Identifiers

### Issues in Reporting

When a client is utilizing the Accordion style setup in Magic, there can be issues with getting Payment identifiers conveyed in a manner that allows for easy manipulation in reporting. I'll use a child care program as the example.

The Payment Type “Latchkey” is where the Payment Identifiers are captured. For this example, I've processed a transaction containing Child 1 and Child 2 and both are associated with Parent 1.

Latchkey

Name of Child\*

Name of Parent/Guardian\*

School\*

Grade\*

Start Date\*

Stop Date\*

Registration Fee

Late Fee

Monday

Tuesday

Wednesday

Wednesday

Thursday

Friday

Total Selected

To view the transaction in a report with the Payment Identifiers, you would select the Export Transactions report type. As the Payment Identifiers are currently configured, they are only conveyed in the Payment Type “Latchkey”.

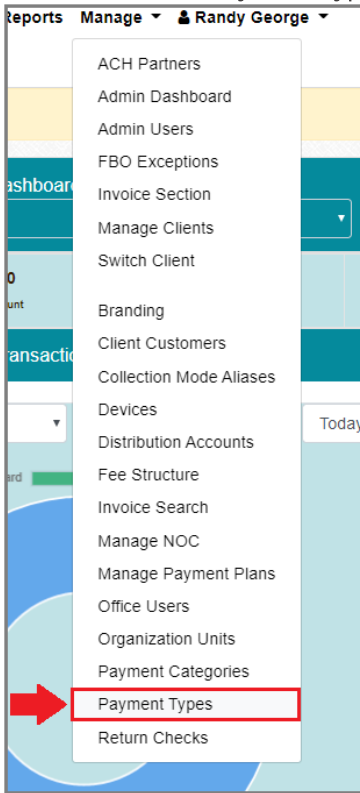
Export Transactions											
Randy - Test											
TRANSACTION DATE	CONFIRMATION NUMBER	PAYMENT TYPE NAME	API IDENTIFIER	FIXED SELECTED VALUE	AMOUNT	PRIMARY PAYMENTID	SECONDARY PAYMENTID	PAYMENTID THREE	PAYMENTID FOUR	PAYMENTID FIVE	PAYMENTID SIX
2/26/2020	20000005	Latchkey	0001		\$0.00	Child 1	Parent 1	Armstrong	1	2020-04-01	2020-04-01
2/26/2020	20000005	Latchkey	0001		\$0.00	Child 2	Parent 1	Armstrong	2	2020-04-01	2020-04-01
2/26/2020	20000005	Late Fee	0003	0.00	\$0.00						
2/26/2020	20000005	Late Fee	0003	0.00	\$0.00						
2/26/2020	20000005	Wednesday	0006	Wed AllDay	\$25.00						
2/26/2020	20000005	Wednesday	0006	Wed AllDay	\$25.00						






















## Is Important Functionality

To have the Payment Identifiers conveyed for all applicable Payment Types, the **Is Important** functionality must be enabled.

To do this, select **Payment Types** under Manage.



Find the Payment Type with the Payment Identifiers ("Latchkey" for this example) that should be conveyed for other Payment Types and click the  icon to edit the Payment Type.

Search by Payment Type, Customer Name, or ACH ID <input type="text"/>							
All Organization Units <input type="text"/> <input type="checkbox"/> Include Inactive							
Total Results: 8							
Name	Payment Category	Parent Name	API Identifier	ACH Payment Identifier	Enabled	Last Updated	 
Friday	Friday		0008	FONDULACPARK	Enabled	2/21/2020	 
Latchkey	Latchkey		0001	FONDULACPARK	Enabled	2/21/2020	 
Late Fee	Late Fee		0003	FONDULACPARK	Enabled	2/21/2020	 
Monday	Monday		0004	FONDULACPARK	Enabled	2/21/2020	 
Registration	Registration Fee		0002	FONDULACPARK	Enabled	2/21/2020	 
Thursday	Thursday		0007	FONDULACPARK	Enabled	2/21/2020	 
Tuesday	Tuesday		0005	FONDULACPARK	Enabled	2/21/2020	 
Wednesday	Wednesday		0006	FONDULACPARK	Enabled	2/21/2020	 

Click Edit Payment Identifiers.

**Edit Payment Type - Randy - Test**

[Back to Payment Type List](#)

- Edit Payment Identifiers**
- Edit Customer Descriptors
- Edit Partial Payment Allowance
- Edit Bill Template
- Edit Icon
- Edit Client Integration
- Search Metadata
- View Invoices
- Edit Payment Type Capabilities
- Edit Payment Type Consent

Payment Category: Latchkey

Distribution Account: Fon du Lac Park District

Name: Latchkey

Locate the Payment Identifier(s) you wish to have conveyed for the other Payment Types. Click the icon to view the Metadata Options menu. Click to check the box **Is Important** to enable and save.

[Save](#)

Name	Value	Tooltip	Prompt	Required	Verified	Show On Receipt
Payment ID 1	Name of Child		<input checked="" type="checkbox"/>	<input checked="" type="checkbox"/>	<input type="checkbox"/>	<input checked="" type="checkbox"/>

Metadata Options

Verified Remotely  
  Encrypted  
  Allow Partial Search  
  Unique Identifier  
  Mask Value  
  **Is Important**

Control Type Settings

Enable Preselected Value  
 Text  
 [Edit Values](#)

Max Length of Input:   
 Min Length of Input:   
 Regex:   
 Validation Message:

Disclaimer Settings

Enable Disclaimer  
 [Edit Disclaimer](#)

Flyover Settings

[Add Flyover](#)

Now, any Payment Identifiers with **Is Important** will be conveyed for the associated Payment Types in reporting and the client is now able to more easily manipulate the data for their use.

**Export Transactions**

Randy - Test

TRANSACTION DATE	CONFIRMATION NUMBER	PAYMENT TYPE NAME	API IDENTIFIER	FIXED SELECTED VALUE	AMOUNT	PRIMARY PAYMENTID	SECONDARY PAYMENTID	PAYMENTID THREE	PAYMENTID FOUR	PAYMENTID FIVE	PAYMENTID SIX
2/26/2020	20000006	Latchkey	0001		\$0.00	Child 1	Parent 1	Armstrong	K	2020-04-01	2020-04-01
2/26/2020	20000006	Latchkey	0001		\$0.00	Child 2	Parent 1	Armstrong	1	2020-04-01	2020-04-01
2/26/2020	20000006	Late Fee	0003	0.00	\$0.00	Child 1	Parent 1	Armstrong	K	2020-04-01	2020-04-01
2/26/2020	20000006	Late Fee	0003	0.00	\$0.00	Child 2	Parent 1	Armstrong	1	2020-04-01	2020-04-01
2/26/2020	20000006	Wednesday	0006	Wed AllDay	\$25.00	Child 1	Parent 1	Armstrong	K	2020-04-01	2020-04-01
2/26/2020	20000006	Wednesday	0006	Wed AllDay	\$25.00	Child 2	Parent 1	Armstrong	1	2020-04-01	2020-04-01

