

## Roadmap and release notes

<b>FAQ and support documentation.....</b>	<b>5</b>
<b>Why Writing Helper?.....</b>	<b>5</b>
<b>Roadmap.....</b>	<b>6</b>
<b>Release notes.....</b>	<b>8</b>
Version 3.13.0.....	8
Version 3.12.0.....	9
Version 3.11.0.....	9
Version 3.10.0.....	9
Dates and health check update.....	9
Version 3.9.0.....	9
Docked citation data panel.....	9
Version 3.8.0.....	10
Voice Notes.....	10
Version 3.7.0.....	10
Notes feature.....	10
Version 3.6.0.....	11
Speech input.....	11
Version 3.5.0.....	12
New update notifications.....	12
Version 3.4.0.....	12
Version 3.3.0.....	12
Using your own template structures.....	12
Version 3.2.0.....	13
Sources from previous projects.....	13
Jump to Snippet.....	15
Version 3.1.0.....	15
Version 3.0.0.....	16
Suggested Structures.....	16
Autofill citation data.....	20
Version 2.7.0.....	21
Version 2.6.0.....	21
Clipboard sources.....	21
Version 2.5.0.....	22



# Writing Helper

Version 2.4.0.....	22
Version 2.3.0.....	22
Version 2.2.0.....	22
Instructional word overhaul.....	22
Quality of life tweaks.....	23
Version 2.1.0.....	23
Version 2.0.0.....	23
Multi-level nesting.....	23
Version 1.16.0.....	25
Improved highlighting and large document performance.....	25
Version 1.15.0.....	25
Version 1.14.0.....	26
Pre-defined templates.....	26
Dark mode.....	26
Demo links.....	27
Section numbering option.....	27
Version 1.13.0.....	28
Opening multiple sources.....	28
Dragging sources to open them.....	28
Version 1.12.0.....	28
Instructional Words.....	28
Quality of life and analytics.....	29
Version 1.11.0.....	29
Google Analytics (GA4) support.....	29
Simpler installation.....	29
Easier snippet editing.....	29
Easier source navigation.....	30
Quality of life.....	30
Version 1.10.0.....	30
Advanced snippet placement.....	30
Version 1.9.0.....	31
Keyword search.....	31
Additional visual mapping support.....	31
Microsoft login.....	31
OCR partially accessible PDFs.....	31
Save As option for projects on home screen.....	31
Version 1.8.0.....	31
Visual mapping integration.....	31
Publish settings.....	32



# Writing Helper

Version 1.7.0.....	33
Getting Writing Helper.....	33
Installing Writing Helper as a progressive web application (PWA).....	33
Source types.....	33
Performance improvements.....	34
Version 1.6.0.....	35
Version 1.5.0.....	35
Reference Manager.....	35
Cleaner open concept capturing.....	37
Import with context.....	38
‘Quick create’.....	38
Jump to highlight.....	39
Version 1.4.0.....	39
Import structure.....	39
Push open concepts into Structure as Tasks.....	39
Quality of life.....	40
Version 1.3.0.....	40
Version 1.2.0.....	40
Version 1.1.0.....	41
The core instruction.....	42
The open concepts.....	43
Version 1.0.0.....	43
Welcome window.....	44
Details.....	45
Structure.....	45
Sources.....	46
Snippets.....	47
Review.....	47
Publish.....	48
<b>Technical release notes.....</b>	<b>49</b>
Version 3.13.0.....	49
Version 3.12.2.....	49
Version 3.12.1.....	50
Version 3.12.0.....	50
Version 3.11.0.....	51
Version 3.10.0.....	51
Version 3.9.0.....	52
Version 3.8.2.....	52
Version 3.8.1.....	53

Version 3.8.0.....	53
Version 3.7.0.....	54
Version 3.6.0.....	54
Version 3.5.2.....	55
Version 3.5.1.....	55
Version 3.5.0.....	55
Version 3.4.0.....	56
Version 3.3.0.....	56
Version 3.2.0.....	57
Version 3.1.0.....	57
Version 3.0.0.....	58
Version 2.7.0.....	58
Version 2.6.0.....	59
Version 2.5.0.....	59
Version 2.4.0.....	59
Version 2.3.0.....	60
Version 2.2.0.....	60
Version 2.1.0.....	61
Version 2.0.0.....	61
Version 1.16.0.....	62
Version 1.15.0.....	63
Version 1.14.0.....	63
Version 1.13.0.....	64
Version 1.12.0.....	65
Version 1.11.0.....	66
Version 1.10.0.....	67
Version 1.9.0.....	67
Version 1.8.0.....	69
Version 1.7.1.....	69
Version 1.7.0.....	69
Version 1.6.0.....	70
Version 1.5.1.....	71
Version 1.5.0.....	71
Version 1.4.0.....	72
Version 1.3.0.....	72
Version 1.2.0.....	73
Version 1.1.0.....	73
Version 1.0.0.....	74



# Writing Helper

## FAQ and support documentation

Follow this link to see all [frequently asked questions](#) regarding Writing Helper.

Here is the [user guide](#) which presents a linear walkthrough of all of the features and benefits in Writing Helper which is useful for new and familiar users alike.

## Why Writing Helper?

1. **Designed for accessibility and usability:** Writing Helper is a streamlined user experience (UX) with intuitive design patterns that users are familiar with. It has accessibility 'baked in' so it complies with best practices and guidelines making it easier to use for everyone.
2. **Improved user flow through the process:** There has been a focus on solving user sticking points related to the flow through the Writing Helper process from stage to stage. For example, moving from the Question to Structure stages, and moving highlights from Sources to Snippets.
3. **Automatic updates for users:** Desktop apps need to be installed on the user's computer and require users to search around an app store and download, including updates. Apps built like the new Writing Helper on the other hand will see all updates automatically available without any more installation steps, ensuring users are always up to date.
4. **Consistency across devices:** The user interface (UI) design balances a feature-rich design with a clean, simple user experience, making sure Writing Helper looks and feels consistent across Windows, Chromebook and Mac devices.
5. **Scalable design:** All of the components that make the new Writing Helper are reusable and scalable so the future design of features or other enhancements to the product can be delivered more quickly and consistently, and to a higher design standard.

## Roadmap

30 Sept 2024

Here are some of the things we'll be working on in the coming weeks and months.

Feature	Details
<b>Feature toggles</b>	<p><b>What</b> The ability for users to toggle on and off different features inside settings</p> <p><b>Why</b> This will allow users to disable the features they don't use or need, to remove clutter from the UI and help them focus more. This also allows us to customise the Writing Helper experience for different groups of users and different markets so we can be more agile if and when we go to market in other places or for different users.</p>
<b>Zotero importing</b>	<p><b>What</b> A way to take sources from a user's Zotero library</p> <p><b>Why</b> Zotero is a free reference library tool that many users benefit from. It keeps collections of sources that the user controls. To be able to connect to this with Writing Helper and pull in your sources (along with their citation data) will add great value to these users.</p>
<b>File access improvements</b>	<p><b>What</b> Connection to Google Drive and OneDrive so your projects can be saved to the Cloud.</p> <p><b>Why</b> You can already browse for your Writing Helper projects on your computer, and if you had a cloud drive like Google Drive or OneDrive connected to your computer there's nothing stopping you from accessing files from those drives. However, we want to improve this further by allowing you to connect directly to your cloud drive from within Writing Helper, so that you don't have to save or load files to and from your computer at all. This will allow us to implement great future collaboration features.</p>

<b>Additional project details</b>	<p><b>What</b> Allow users to add files to their 'details' for a project</p> <p><b>Why</b> Firstly this means that any added files can be stored along with the rest of your project including its reference sources. We will have implemented Cloud saving by this point so this means that you can attach files to your WH project then not worry about losing access if you change computers. In future we can also use these files as inputs to our AI features so you can get improved structure suggestions and AI guidance on how to improve your writing. However these AI feature improvements aren't in scope on our roadmap just yet.</p>
<b>Simplified view</b>	<p><b>What</b> Different 'view modes' following on from previous 'feature toggles' work to allow users to select 'modes' such as 'technical writing' or 'creative writing' etc.</p> <p><b>Why</b> This allows us to better serve new markets as well as tailor the user experience to different types of need. For example, in workplace, users may wish to use Writing Helper to complete pro-forma reports that don't require any citations, so we can allow them to remove any question, structure and citation data according to their need.</p>
<b>Keyboard controls</b>	<p><b>What</b> To allow users to operate Writing Helper mouse-free</p> <p><b>Why</b> Accessibility is very important to us and there are a few things that are either impossible or extremely complex to achieve without using a mouse. For example, moving an unsorted snippet into your structure... give this a go without a mouse if you have some spare time!</p>



# Writing Helper

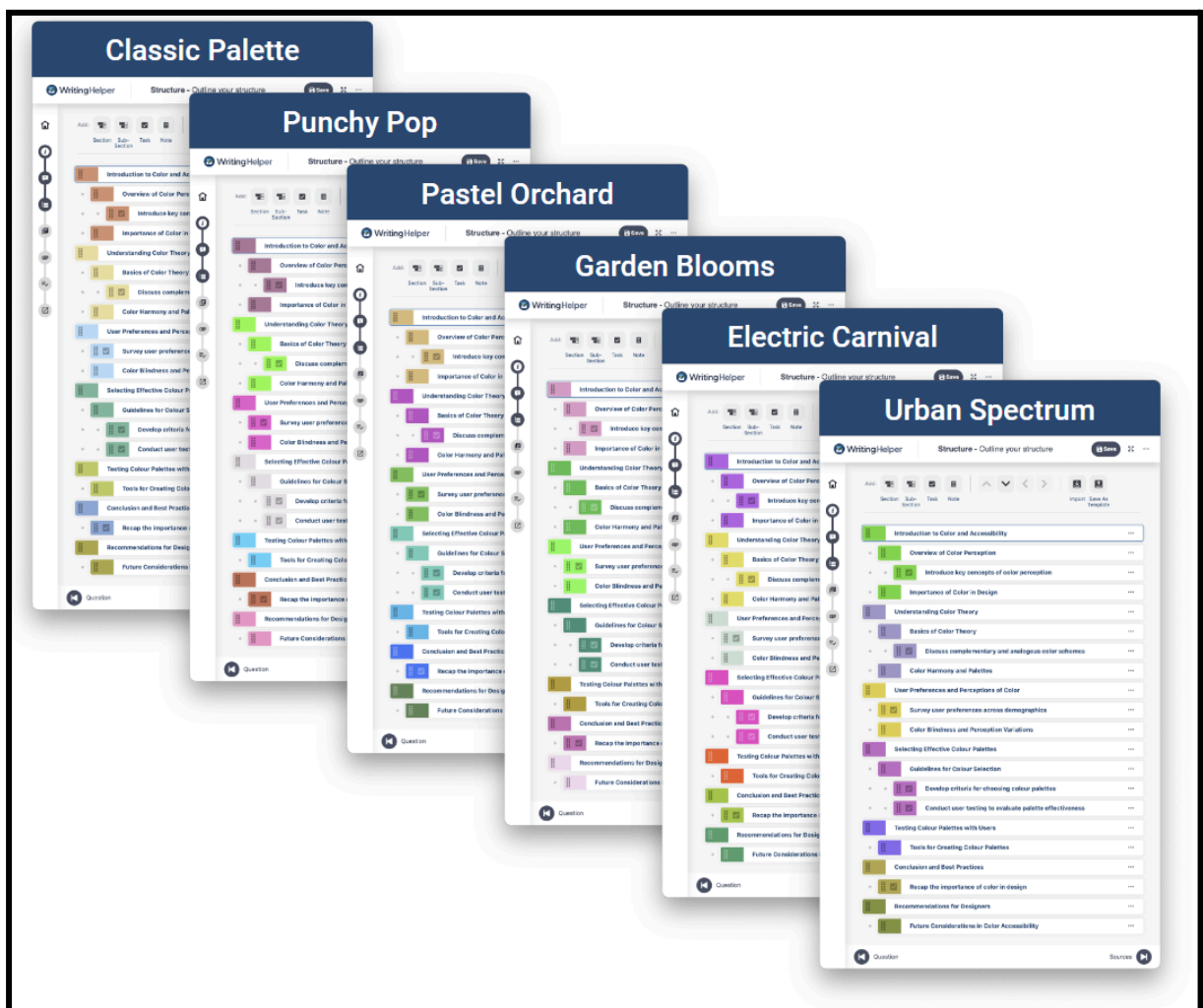
## Release notes

### Version 3.13.0

Released 14th November 2024

To give you more flexibility and cater to diverse needs and preferences, we've added new colour palette options. Now, you can choose the colours for your project Structure, highlighters in Sources, and Snippets.

Explore the new palettes in the General tab in your Settings, and find the best palette to suit you.







# Writing Helper

## Version 3.12.0

Released 2nd October 2024

This release includes improvements to the new date pickers on the Details and Citation Data panels.

## Version 3.11.0

Released 19th September 2024

Just a few more quality of life improvements related to the citation data panel, which now lives on the right hand side of the Sources stage instead of as a centralised 'modal' dialog.

## Version 3.10.0

Released 5th September 2024

### Dates and health check update

This release adds new optional start and end dates for projects on the Details tab, and shows a new health check on the Publish tab to show your progress towards a deadline. We've also made a few minor updates and also updated the AI models used for the Suggested Structure and Autofill Citation Data features.

## Version 3.9.0

Released 22nd August 2024


### Docked citation data panel

We made some improvements to the citation data in Sources in this release. You can now see the citation data for your source on the right hand panel, which will allow you to see the source as you manage its citation. This means you no longer need to dismiss the citation data to access relevant information from the source document itself. A new date picker appears on this panel too, which will also form part of our next update...

## Version 3.8.0

Released 1st July 2024

### Voice Notes



This release introduces voice notes to the notes feature from the previous release. As well as text and media files, you can now add voice recordings to your notes.

Just hit the 'audio' button to start recording (you may need to give permissions to access your microphone) and then begin speaking to capture your note. Press the audio button again (it should appear as an animated 'speech' wave as in the image above) to stop the recording and add it to your note.




## Version 3.7.0

Released 13th June 2024

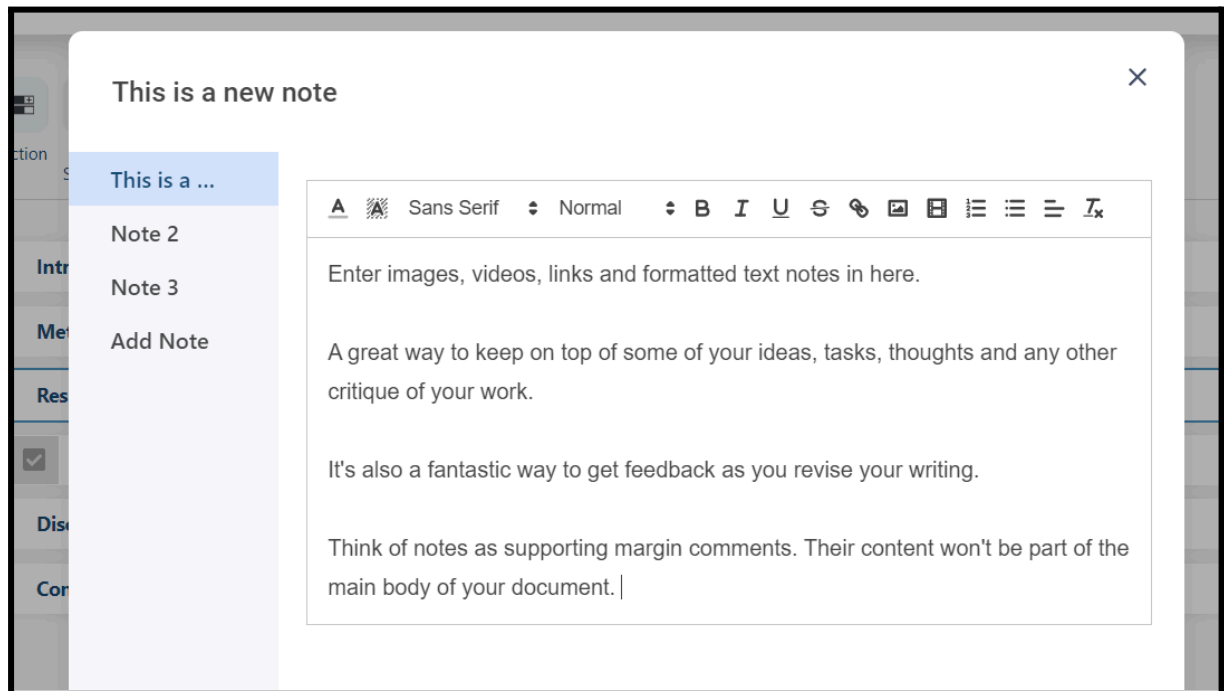
### Notes feature

When writing, it's common to want to add notes in margins or on sticky-notes. Or you might submit your work for review to a friend or colleague. The new Notes feature

allows anyone to add comments to your project so you can collaborate and respond to feedback. You can add notes to every part of your project structure.



Note has been added to the toolbars and allows you to attach notes to any element in your project structure. Select the element you want to add notes to, then click Note and you'll be able to create notes using rich text, images, links and videos.



## Version 3.6.0

Released 30th May 2024

### Speech input

This release brings you the ability to dictate into most text areas throughout Writing Helper. Just click the microphone button that appears inside the text boxes to start speaking, then click the button again when you want to stop capturing your voice. You will need to give browser permissions to access your microphone.



# Writing Helper

Full title of your project

Edgar Allan Poe has been referred to as the father of modern science fiction. Discuss |



modern



## Version 3.5.0

18th April 2024

### New update notifications

Writing Helper is updated often with improvements and new features, but we want to make sure you know about them! This release includes some small notifications for you so you can see what's new when it becomes available.

## Version 3.4.0

1st April 2024

This is a relatively small quality of life release but you should see some nice visual improvements to the Import from Clipboard and Import from Project options in Sources. Otherwise some other minor improvements and fixes as always.

## Version 3.3.0

21st March 2024

### Using your own template structures

There is a growing number of ways for you to bring structure to your writing with Writing Helper, and we've added to this list in 3.3.0 with the new Save as Templates, and My Templates additions to the Structure stage.



# Writing Helper

We've introduced a new file type (.wht) 'Writing Helper Template' which just contains a writing structure. You can create your own and save these structures as .wht files, and you can then import them into projects in a similar way as you can import structures from old projects, use the Suggested Structure import, use visual maps, or predefined templates.

As we often do, we've added some small quality of life improvements to this release including changes to data consent to help us be even clearer about the data we use and how we use it, particularly to ensure our privacy policies are easy for users to access. We've also made some improvements to error messages to make it easier for our support teams to solve problems on the rare occasions they occur.

## Version 3.2.0

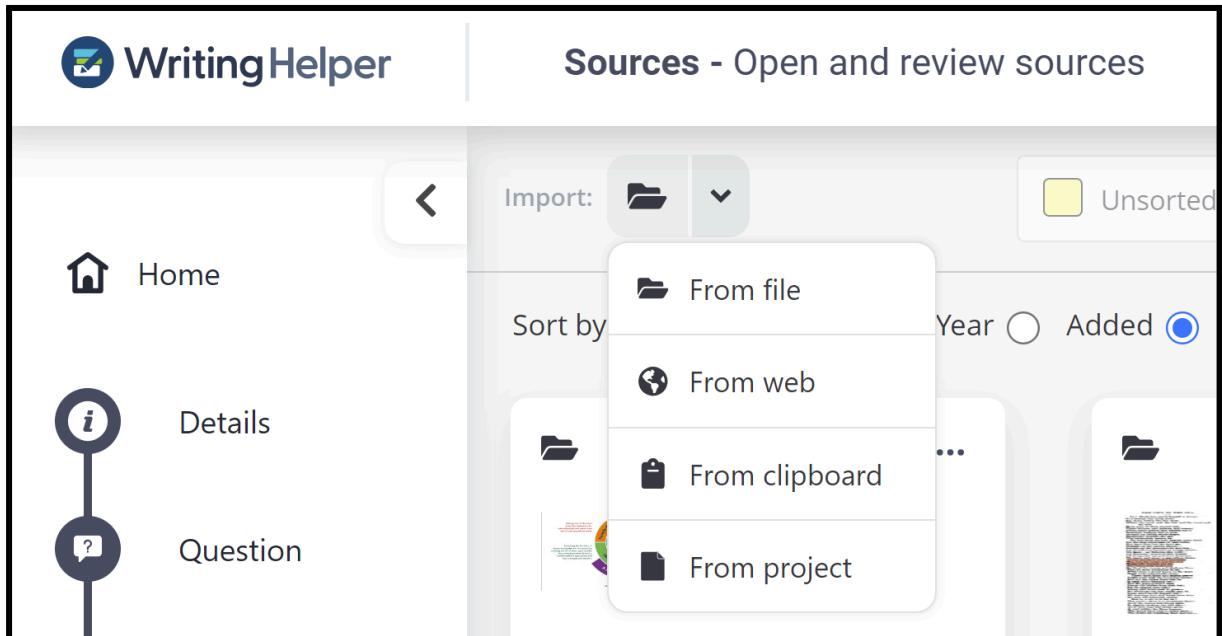
6th March 2024

### Sources from previous projects

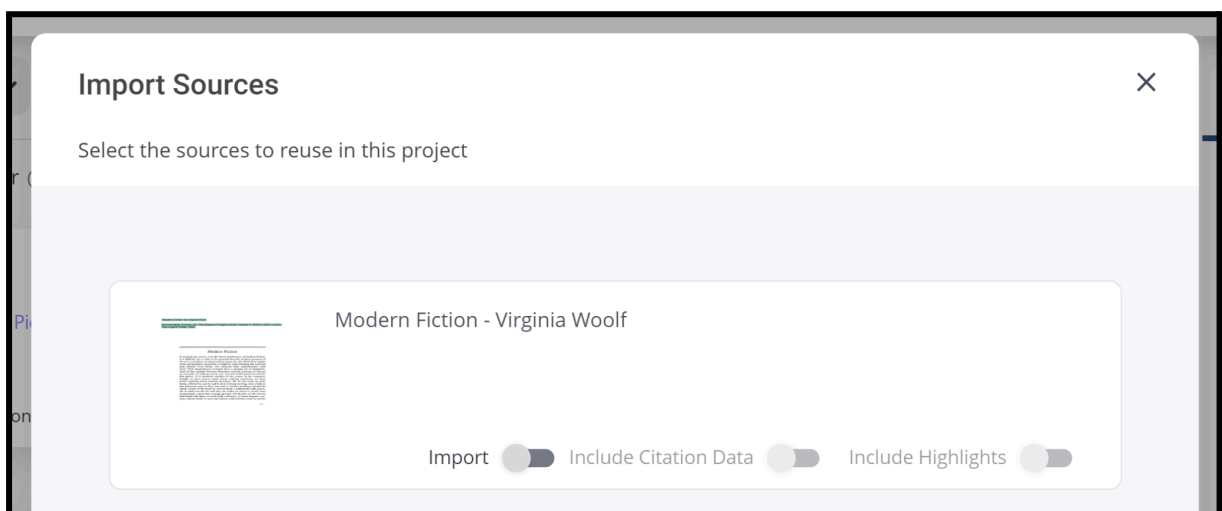
Joining the growing list of ways you can add sources to projects is now the much-requested feature to bring forward sources from older projects. Tired of capturing the same highlights for new projects? You can now bring your PDFs from old projects and choose also to bring highlights and citation data!

This can be found in Sources, in the Import dropdown.

# WritingHelper



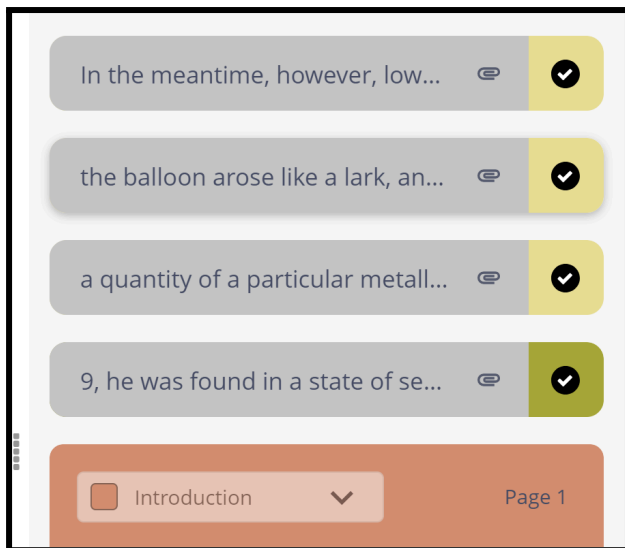
You will be shown all the projects that are already loaded on your Home screen, and you can also choose to import other projects from a file. Select the project you want to import sources from, then choose which sources you want, and whether you want to include citation data and highlights.



Once you're happy, click Import, and that's it, your old source(s) are now in the project and any highlights will be available (as Unsorted) for you to move into your Snippets collection.

## Jump to Snippet

A small but neat new feature allows you to jump from a Highlight in Sources, right to its location in your Snippets stage. Just hit the new paperclip icon on any moved highlight in Sources.

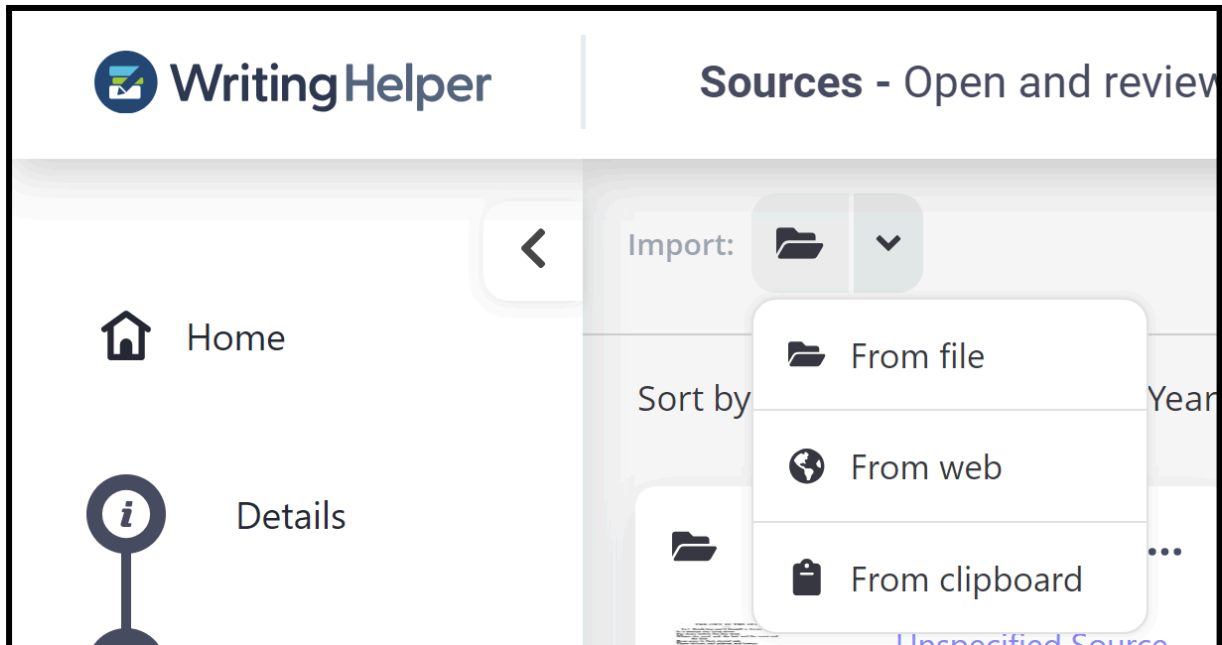


This release also includes new analytics and bug fixes.

## Version 3.1.0

15th February 2024

This release adds support for URLs for pasted/clipboard sources. In Sources, click 'From Clipboard' in the new collapsed Import drop down, and you can paste web addresses directly into that, and get a PDF of the website generated for you.



This release also included some minor quality of life fixes throughout Writing Helper, and some analytics.

## Version 3.0.0

1st February 2024

This major release brings the power of modern AI and large language models to add new benefits to Writing Helper's users. We want to help learners focus, and even enjoy the writing process without distraction or major blocks in thinking. A streamlined and efficient writing process, where the learner does all of the work, is key to what Writing Helper is all about. So with that in mind we have taken great care to introduce new AI features that can guide and help the learner whilst still ensuring they use their own understanding and critical thinking skills to progress through their work. Read on for more details on the new features.

## Suggested Structures

One common blocker for learners when writing is structure. Writing Helper begins by encouraging users to look at the brief or their writing, or the Question (in the Question stage) and the following work revolves around Structure. There are a number of ways

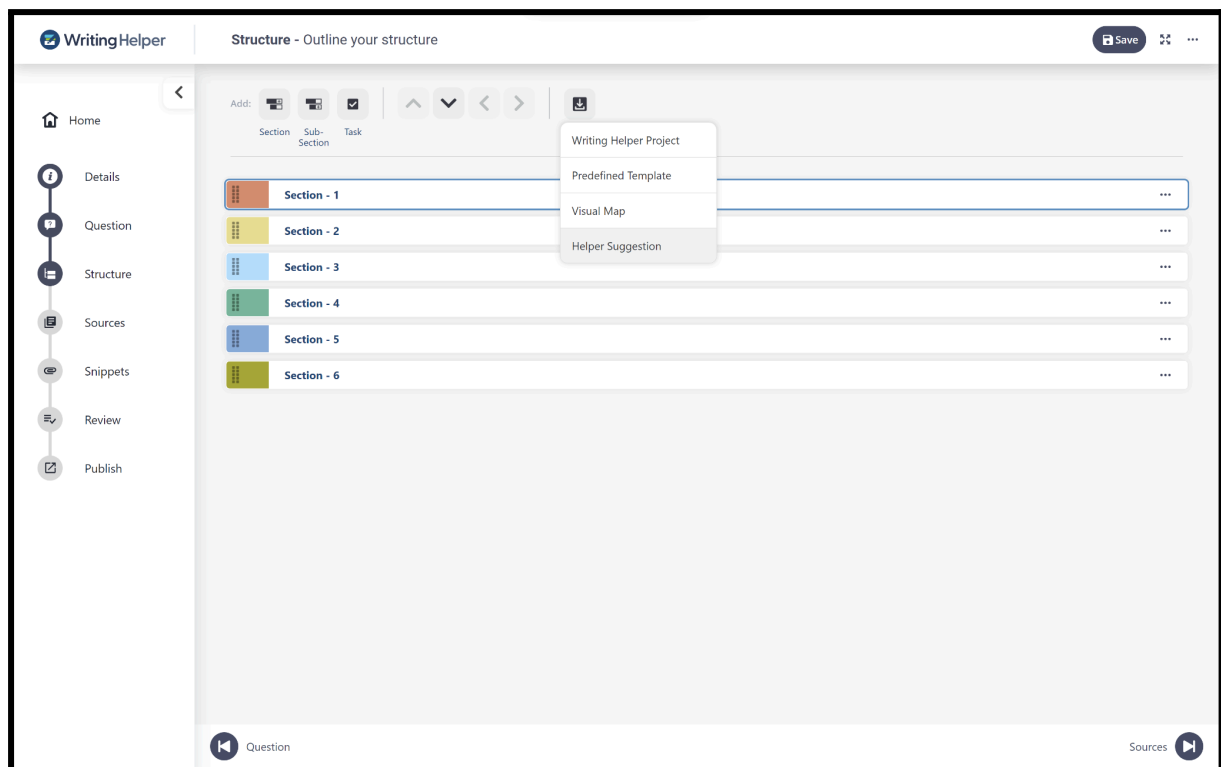


to import Structure already into a Writing Helper project including reusing from a previous project, from a visual map, or from a bank of pre-defined general templates.

In this release we have introduced a further means of bringing a structure into a project. Here's an example, showing this feature in action. Let's start with the new project title:

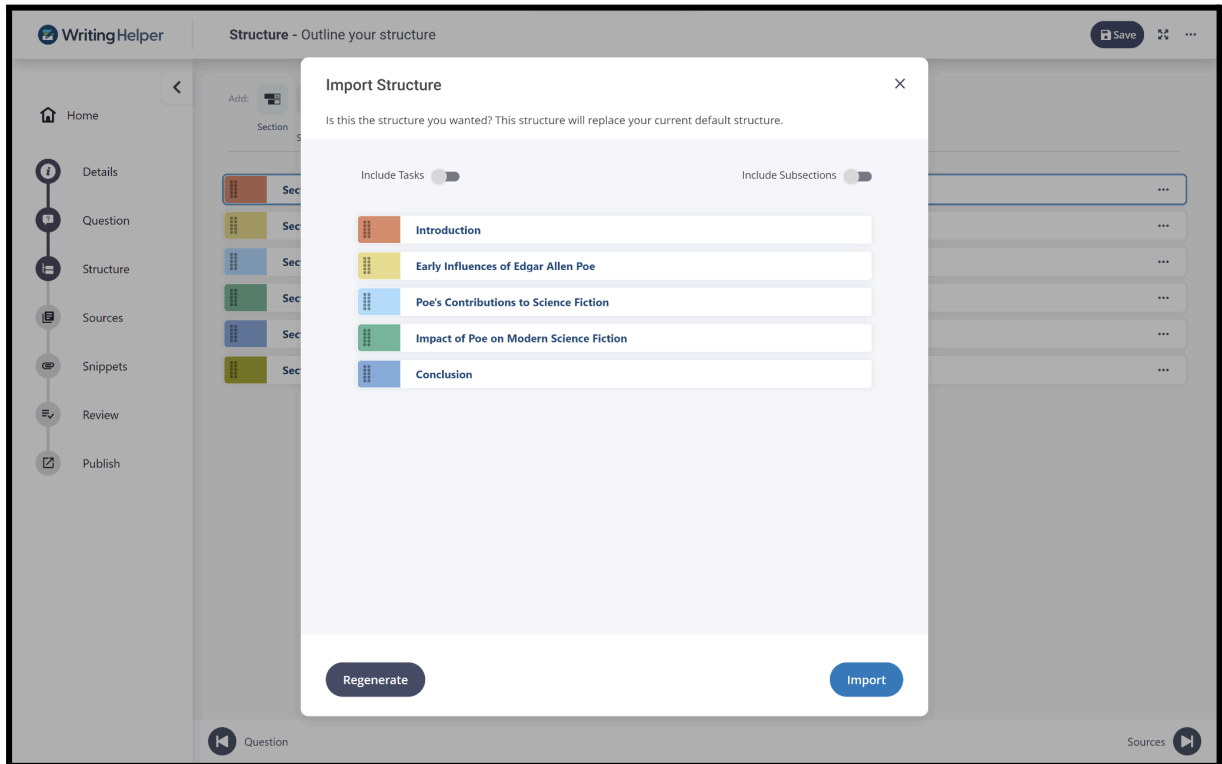
***Edgar Allen Poe has been referred to as the father of modern science fiction.  
Discuss.***

From the Structure page, under the Import button, you will now see a 'Helper Suggestion' option.





Once you click that, a structure will be generated, and you can choose to include Tasks, or Subsections, or both.





# WritingHelper

WritingHelper Structure - Outline your structure

Home Details Question Structure Sources Snippets Review Publish

Import Structure

Is this the structure you wanted? This structure will replace your current default structure.

Include Tasks ☒ Include Subsections ☐

- Introduction
  - Review Poe's work
  - Define modern science fiction
  - Discuss relevance
- Early Influences of Edgar Allen Poe
  - Analyze Poe's early writings
  - Explore his intellectual environment
- Poe's Contributions to Science Fiction
  - Identify common themes
  - Analyze literary devices used by Poe
- Impact of Poe on Modern Science Fiction
  - Explore Poe's influence on contemporary authors

Regenerate Import

WritingHelper Structure - Outline your structure

Home Details Question Structure Sources Snippets Review Publish

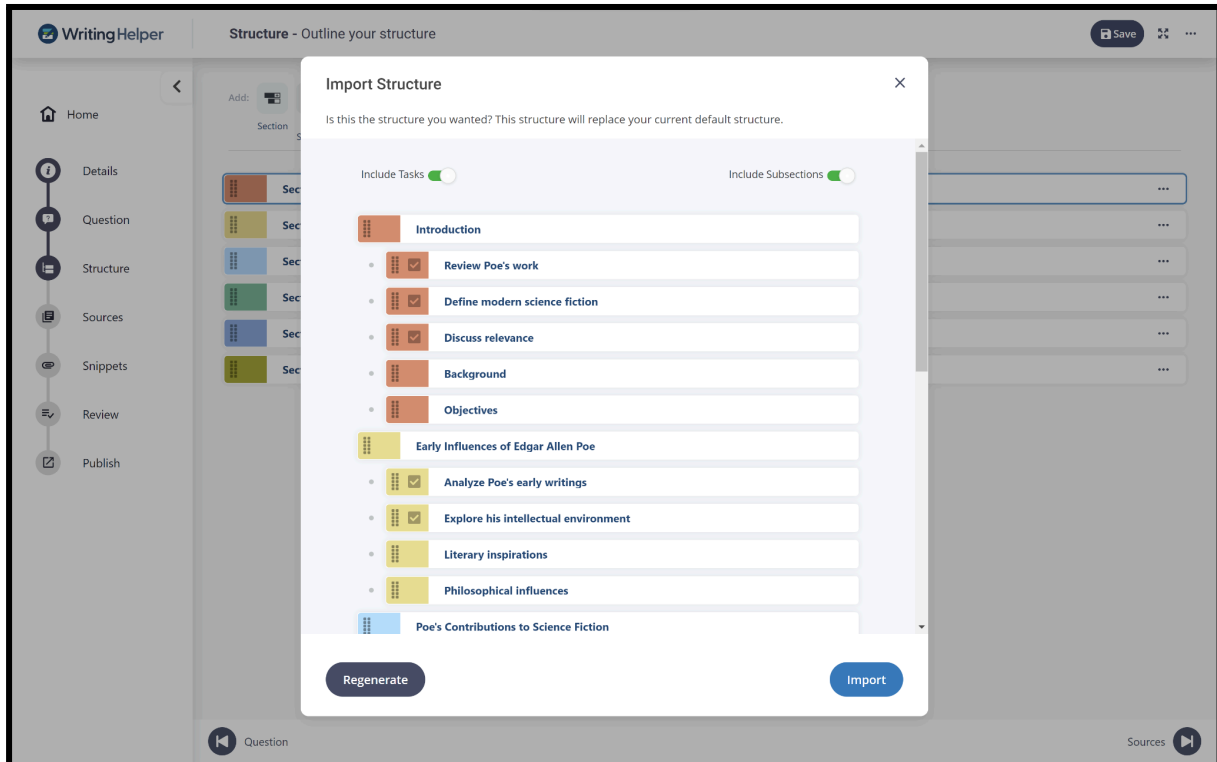
Import Structure

Is this the structure you wanted? This structure will replace your current default structure.

Include Tasks ☐ Include Subsections ☒

- Introduction
  - Background
  - Objectives
- Early Influences of Edgar Allen Poe
  - Literary inspirations
  - Philosophical influences
- Poe's Contributions to Science Fiction
  - Key themes
  - Literary techniques
- Impact of Poe on Modern Science Fiction
  - Literary legacy
  - Cultural influence

Regenerate Import

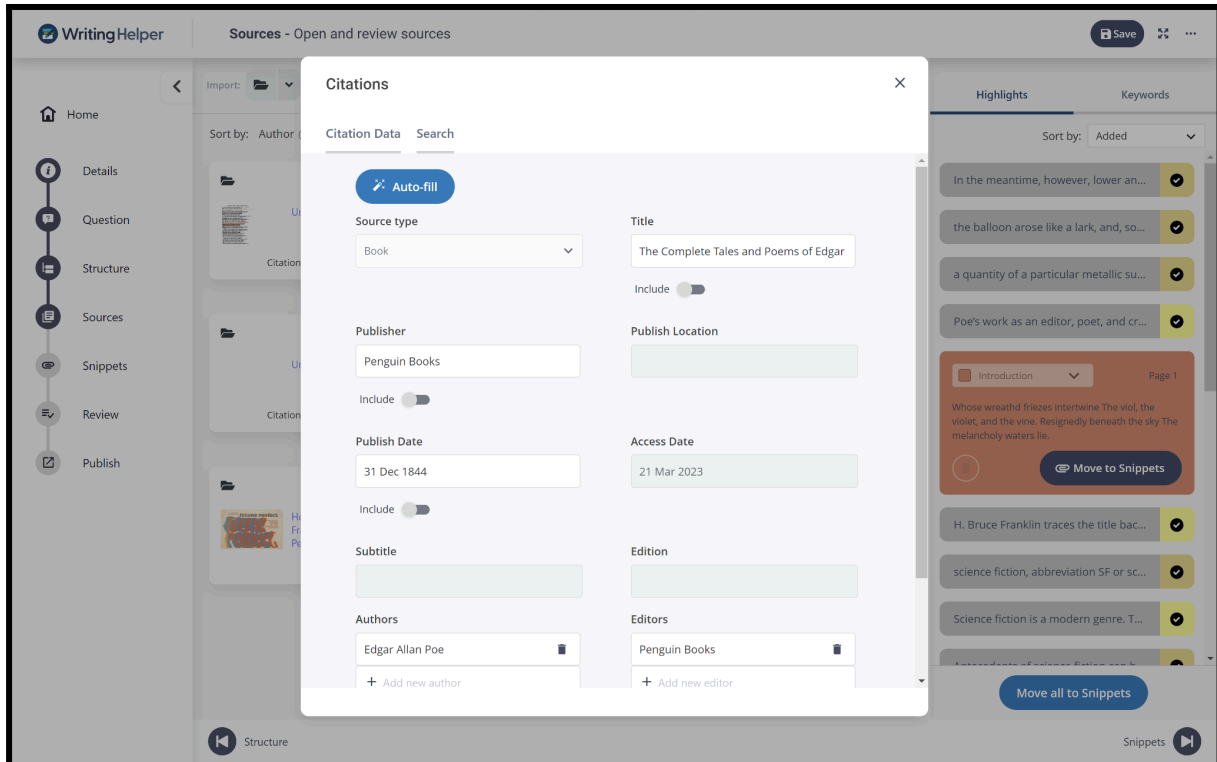


You can regenerate this at any time if you are not perfectly happy with it, and once you are, you can import that structure in the same way as you would import a structure in other ways (if you have an unmodified 'blank' structure only so far, the imported structure will replace it, but if you have already made some changes to the structure, the imported structure will be appended).

## Autofill citation data

This feature makes referencing even easier! Referencing has a number of elements to it that the learner needs to get right for different reasons. Firstly the quality and relevance of a source of information is really important. Then secondly, identifying the sources of information you are using really matters, as this allows your readers to find your evidence themselves. Things like the author, publisher, title, and so on, are referred to as the citation data in Writing Helper. The third component to referencing is the presentation of that reference, or its 'style' (e.g. Oxford, Harvard, MLA, etc.).

This release deals with the second of those reasons by helping the student identify and define their citation data really easily. You will see the new 'autofill' button on the Citations dialog in the Sources stage. Simply click this to get suggestions, which you can then approve (or reject) and add to your citation at the click of a button.



## Version 2.7.0

18th January 2024

Just a few bug fixes and quality of life improvements in this release, including the ability to paste HTML items copied from websites and have these converted into sources in your project.

## Version 2.6.0

13th December 2023

### Clipboard sources

We've added another way for you to bring sources into your project: now you can paste whatever is on your clipboard and Writing Helper will create accessible PDFs for you.



# Writing Helper

On the Sources stage, you now have a split button that includes this new option as well as the previous 'From File' and 'From Web' options.

Simply paste from your clipboard, then select the files you want to open as PDF sources, then click Open.

## Version 2.5.0

30th November 2023

Low key release this time, with the addition of a sign out button in the top right hamburger menu.

## Version 2.4.0

15th November 2023

This is another relatively short release with some quality of life and usability improvements. The team is working on some really exciting, and bigger, things, so watch this space!

## Version 2.3.0

2nd November 2023

This release is a small quality of life improvement with some updates 'under the hood'. When you re-open a source, it will now jump to the location you were last at when the source was closed or navigated away from. Also, we've improved the consistency of the sizing of right hand panels in the Sources and Snippets stages.

## Version 2.2.0

18th October 2023

### Instructional word overhaul

We've made a huge change to the instruction words dialog in this release. This dialog appears in the Question stage of the Writing Helper process, where you can review your writing brief and identify instructions in your question. Words like 'describe' or



# Writing Helper

'examine' can be... examined! We provide definitions so you can gain the clarity on what you're being asked to do in any writing brief.

As well as giving the dialog a new appearance, we've

- Added new words to the dictionary, and new definitions of existing words. This includes specific definitions from some examination boards
- Added a 'Show all' button to the dialog to display all words in the instruction word dictionary
- Words can now be pinned to the top of the side panel in the dialog
- Allowed you to search the whole instruction word dictionary inside the dialog regardless of the project title
- Added a new filter source dropdown to the dialog to filter definitions and words by Source - you can see only the definitions from specific sources
- You can search for sources in this filter

## Quality of life tweaks

Clicking highlights now scrolls to their exact position in the PDF rather than the top of their page, and clicking the 'Show in Source' button now scrolls to the snippet's highlight's exact position in the PDF rather than the top of its page.

## Version 2.1.0

28th September 2023

Small update to multi-level nesting and how it applies to imported structures. If you import a structure with deeper nesting than your current setting, the structure will still be imported with its full depth and the setting will automatically be updated. Go to settings to reduce it after the import if this is what you need.

## Version 2.0.0

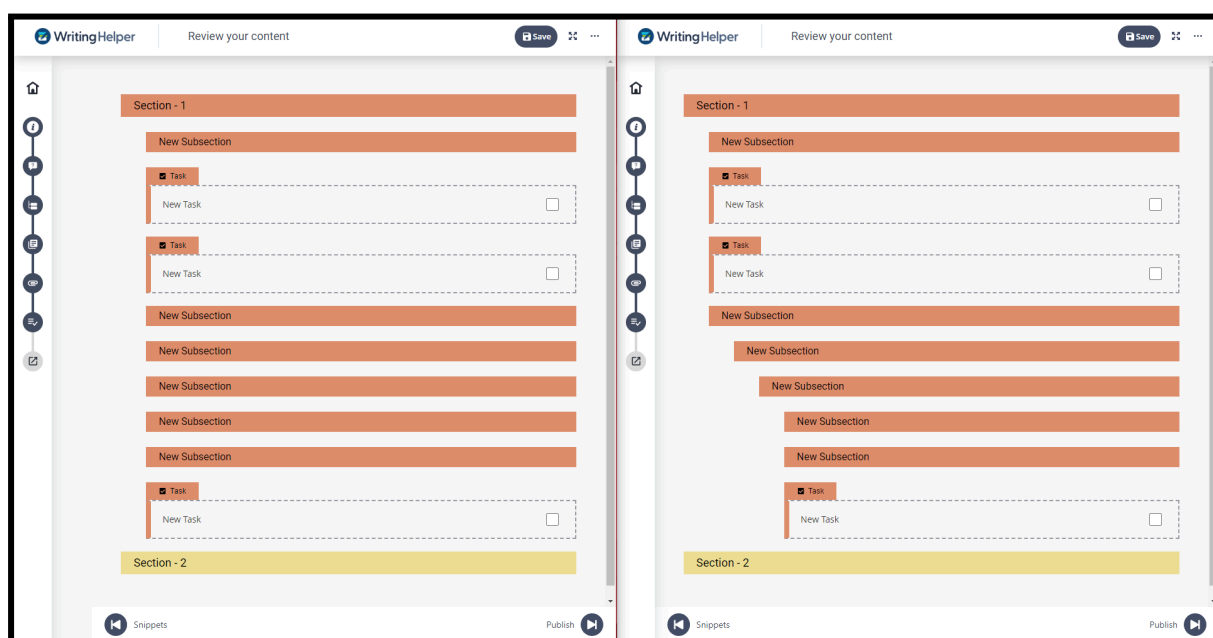
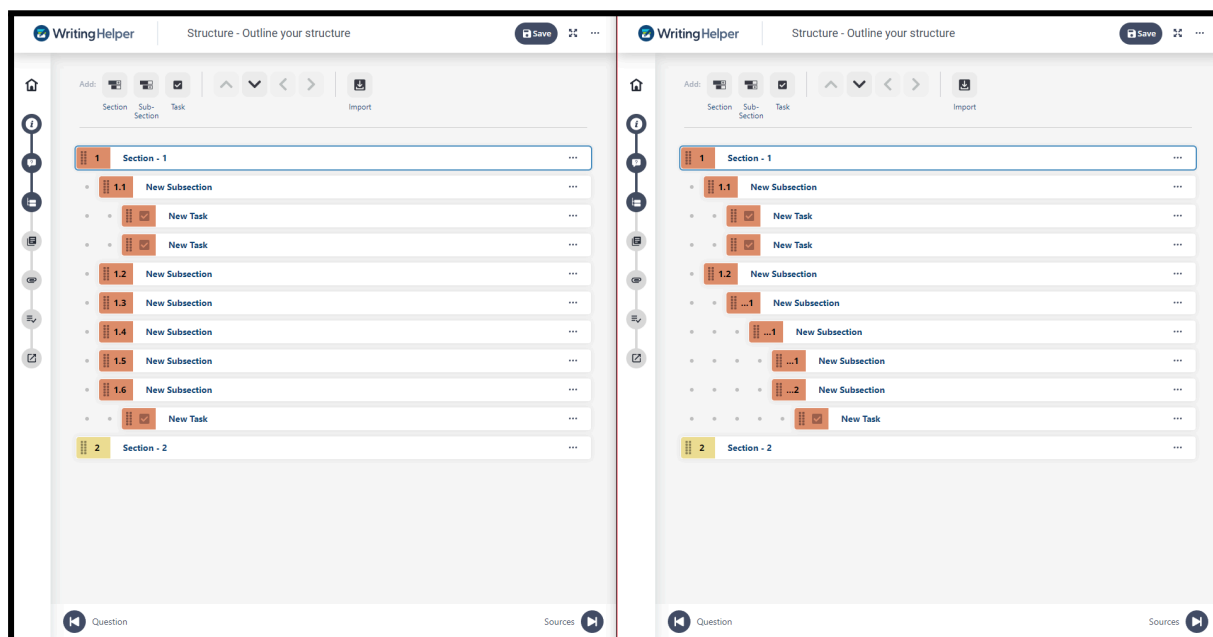
21st September 2023

## Multi-level nesting

We've been really looking forward to delivering this feature to you, following a lot of feedback. We now allow further levels of nesting to allow deeper structures to be

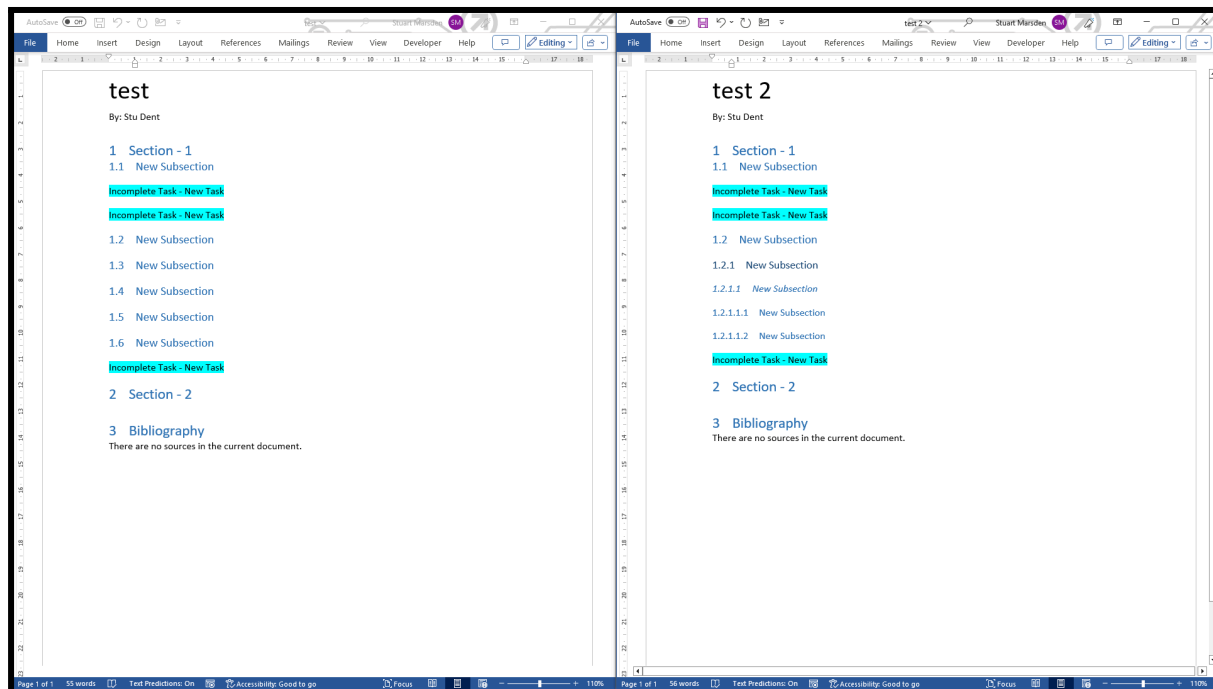
# WritingHelper

created. This will be added to Settings so you can change the nesting depth to meet your needs.





# Writing Helper



## Version 1.16.0

7th September 2023

### Improved highlighting and large document performance

We've implemented new technology into Writing Helper which has led to a dramatic improvement in highlighting accuracy and speed, especially for larger documents. Whilst this isn't currently a major issue for most users, we do think every user will enjoy this improvement. No more flickering when you grab highlights!

## Version 1.15.0

10th August 2023

This release is mostly quality of life improvements and bug fixes. One highlight is the ability to edit citations more easily by clicking 'Citation incomplete' from the source tile, rather than accessing through the menu icon on the tile. Simple, but cleaner!

## Version 1.14.0

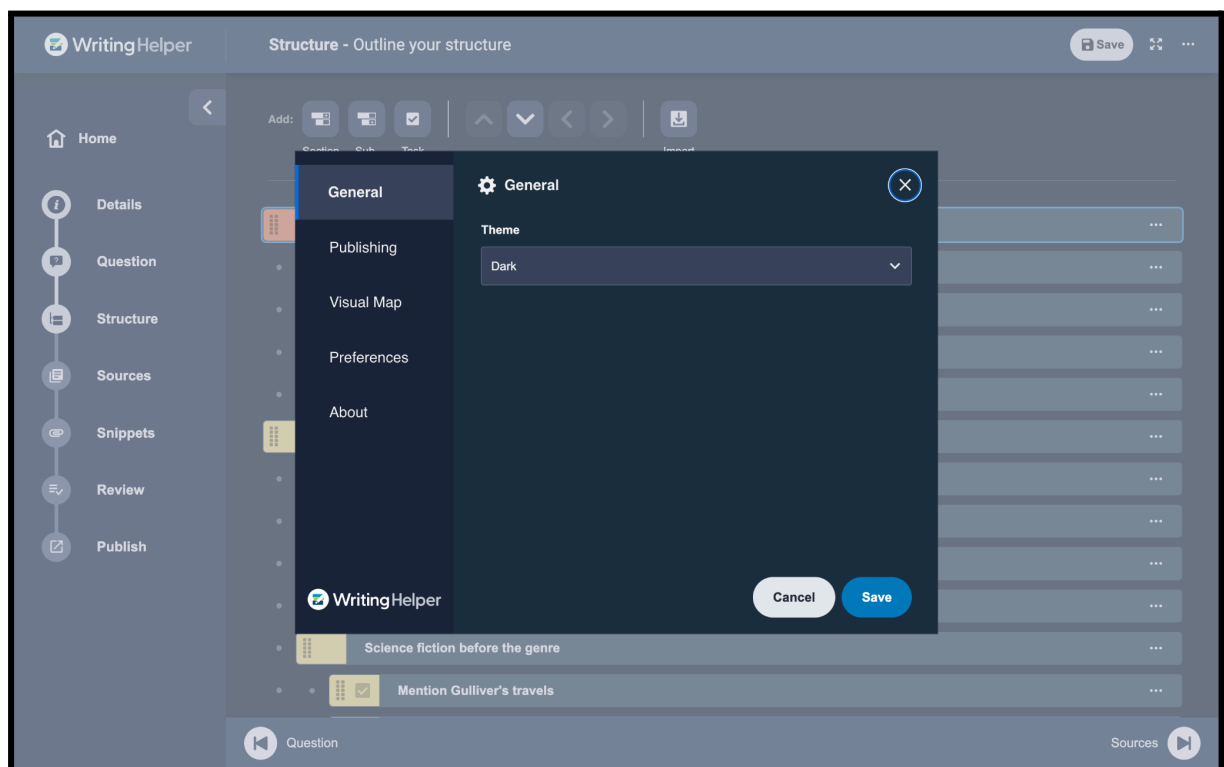
26th July 2023

### Pre-defined templates

You now have even more options for Structuring your work. You can create a structure from scratch, reuse one from a previous project, import one from a visual map already, and now you can open a structure from one or many predefined templates. You can see how in [this short video](#).

### Dark mode

You can go to Settings → General and select your preferred theme from there. You have the option of light or dark themes, or to follow the 'system' theme.





# WritingHelper

## Demo links

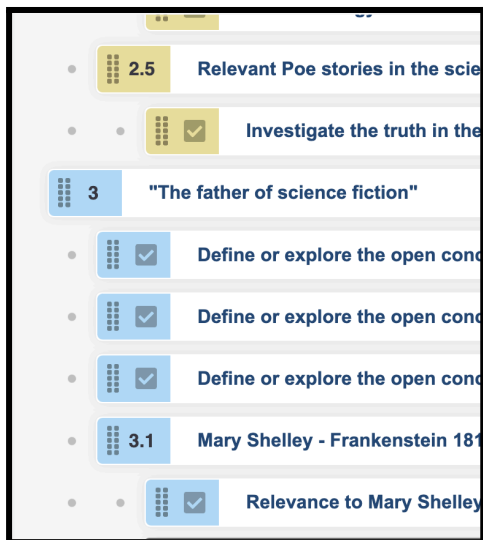
There is now the possibility to get a demo for any user who hasn't had a licence previously. Demos don't require a licence key and last for 30 days. Go to our website or speak to our teams to find out more.

## Section numbering option

Go to Settings → Preferences and select 'Show Numbering' to see the Section labels

The screenshot shows the 'Preferences' dialog box in WritingHelper. The left sidebar has a blue bar next to 'Preferences'. The main content area has a title bar with a gear icon and a close button. Below the title bar, there are three sections of options: 'Structure Options' with 'Show Numbering' (unchecked), 'Highlight Options' with 'Place snippets into subsections in Sources Tab' (unchecked), and 'Analytics Options' with 'Collect analytics' (checked). At the bottom right, there are 'Cancel' and 'Save' buttons. The WritingHelper logo is in the bottom left corner of the dialog.

This will show numbers in the Sections and Sub-sections to help you navigate through more complex or larger structures. This will be visible on the Structure and Snippets tabs.



## Version 1.13.0

28th June 2023

### Opening multiple sources

Rather than importing or opening sources one at a time, you can now use the keyboard modifiers (Ctrl and Shift) to select multiple files and open them together to bring all your research sources in more smoothly.

### Dragging sources to open them

As well as file navigation, you can now drop a file onto the Sources tab to simply add that file to your project.

## Version 1.12.0

14th June 2023

### Instructional Words

We've made a round of improvements to the now-called Instructional Words (previously Instructional Verbs). The Instructional Words dialog in the Question tab now persists, which means that any other words you open will still be open if you close the dialog (or the application) and will be remembered next time you view the dialog.



# Writing Helper

Now you can identify your preferred definitions and revisit these whenever you need to without searching again.

Also, we've improved the formatting of the definitions to allow you to click links of synonymous or related words within them.

Changing the name to Instruction Words (rather than verbs) means we can include non-verb instructions (or more 'implied' instructions, such as 'why' or 'how', which can appear in writing tasks.

## Quality of life and analytics

We've made a large number of small improvements, fixes and tweaks in 1.12.0 which will continue to improve your user experience with Writing Helper. Check the detailed release notes [below](#) for more information.

## Version 1.11.0

31st May 2023

### Google Analytics (GA4) support

We have implemented Google Analytics to allow us to learn more about how our users are using Writing Helper. No sensitive information is kept by us, but this lets us see which features are used most and can help us make even better decisions on future improvements. You can opt out of analytics in the Settings menu if you wish.

### Simpler installation

Writing Helper works best when installed as a PWA (Progressive Web App) because this removes the distractions from other tabs in your browser. We've now added an 'install' button directly to the application for those users who haven't installed Writing Helper. Click this button to allow Writing Helper to appear as a native application, which can work separately from your browser and help you focus.

### Easier snippet editing

We've made a number of improvements to snippet editing features including rearranging the editing window to allow original and new snippet content to be seen side by side (rather than above and below). Custom snippets can also be much more



# Writing Helper

easily edited in a number of ways. Just click 'Add Snippet' and start typing. Or just click any existing snippet and simply type, and changes will be made.

## Easier source navigation

Working with longer source documents? We've added a "Go to page number" option on /Sources page so that you will more easily be able to navigate your way through your sources.

## Quality of life

This release has a lot of minor improvements and fixes, and you can see below for more details. These include:

- Selected recent project view type now persists on /Welcome. This means your preferred view (list view or tiles, with or without extended information) is 'stickied' for each time you visit the home screen.
- The 'leave app' warning pop up no longer appears if nothing needs to be saved. Rather than ask you to click 'Save' every time you leave the application, we're now being a little smarter about this and only asking you to do this when there are changes to be saved!

## Version 1.10.0

3rd May 2023

## Advanced snippet placement

You can now be more specific about where you place your snippets. You'll find an option in Preferences that allows you to "Place snippets into subsections in Sources Tab". This lets you specify which subsection or section to place your captured snippets into in the Sources tab.



# Writing Helper

## Version 1.9.0

12th April 2023

### Keyword search

In Sources for Windows and Mac you can search for keywords and phrases to find useful information and capture highlights more easily. This will be built into the new version in the new year as part of hard parity.

### Additional visual mapping support

We have integrated .mm file types, Claroldeas and MindView support. Others are on the way, including Inspiration.

### Microsoft login

Users can now use a Microsoft account when signing in, in addition to Google.

### OCR partially accessible PDFs

Many PDFs have a combination of accessible text and inaccessible elements, such as images that might contain text. This release includes the ability to OCR parts of these partially accessible documents. If you try to make a selection of this inaccessible text, Writing Helper will send that page of your PDF over to OCR and replace the page with its now accessible version to allow you to make your selection.

### Save As option for projects on home screen

It's easy to forget where your work is saved, and you may want to keep different drafts of your projects, so we have added a 'Save As' option to the projects on the Home Screen to allow you to manage them better.

## Version 1.8.0

15th March 2023

### Visual mapping integration

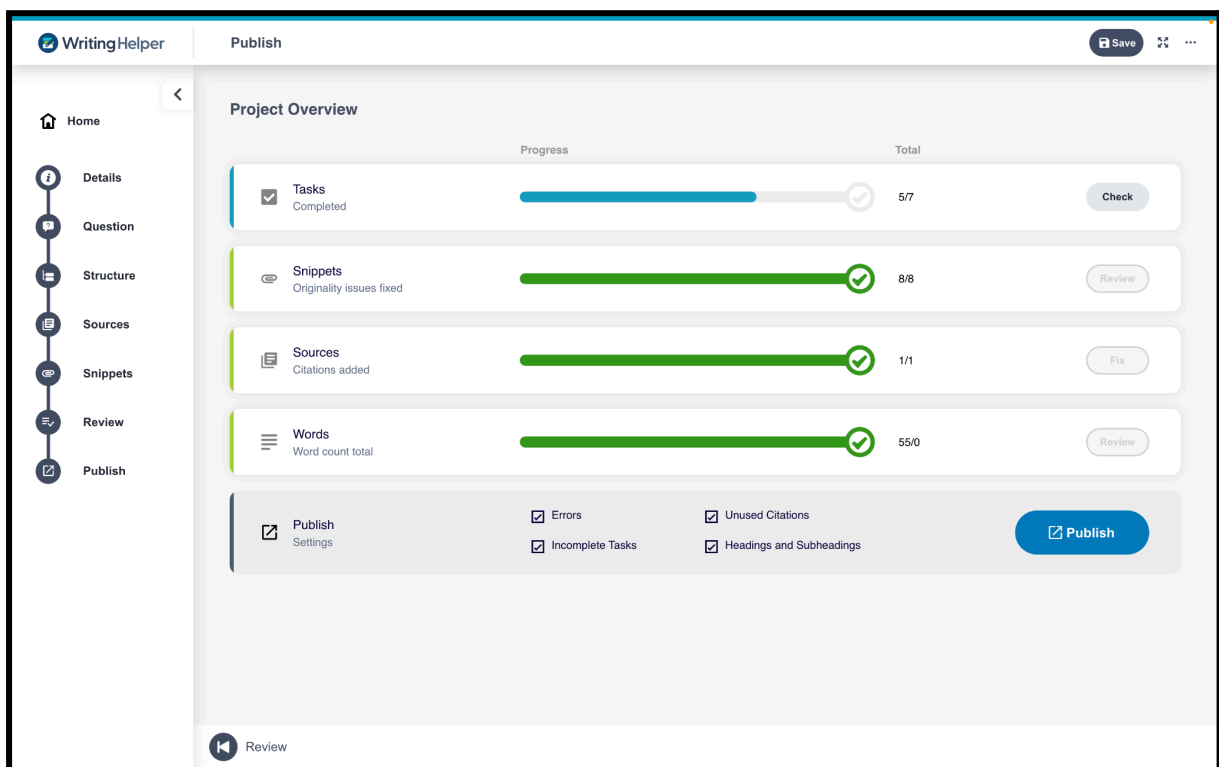
We encourage you to use the tools that work for you when it comes to exploring your open concepts and your project brief, and we know that visual mapping can provide enormous value to help you do this.

In this release we have reintegrated popular visual mapping tools to the Question review tab, and a new Import Structure feature. This release includes Claroldeas and MindView. Others will follow in the near future!

A new feature we've introduced in this release is support for the standard .mm file format. This is an open source file type that many visual mapping and mind mapping tools can use, so by introducing this, we are helping more users who use other mapping tools.

## Publish settings

We gave you more flexibility when publishing our output documents in an earlier release, but we've now included these directly on the Publish tab, so they're right there, when and where you need them.







## Version 1.7.0

1st March 2023

This update allows users to access Writing Helper directly through a web address, install Writing Helper as an application on their Windows, Mac or Chromebook computer, and increases the types of documents that can be used as sources for your projects, as well as delivers some huge performance improvements.

### Getting Writing Helper


If you're a new user with a licence key for Writing Helper, you simply need to go to [writinghelper.texthelp.com](https://writinghelper.texthelp.com) and enter your licence key there, or go to <https://writinghelper.texthelp.com/activate?productcode=ABCDEFGH> where ABCDEFGH is your unique key.

If you're already a user on Windows or Mac, you can run a launcher that will use your licence and set you up with the new version.

For Windows users: [click here to download](#).

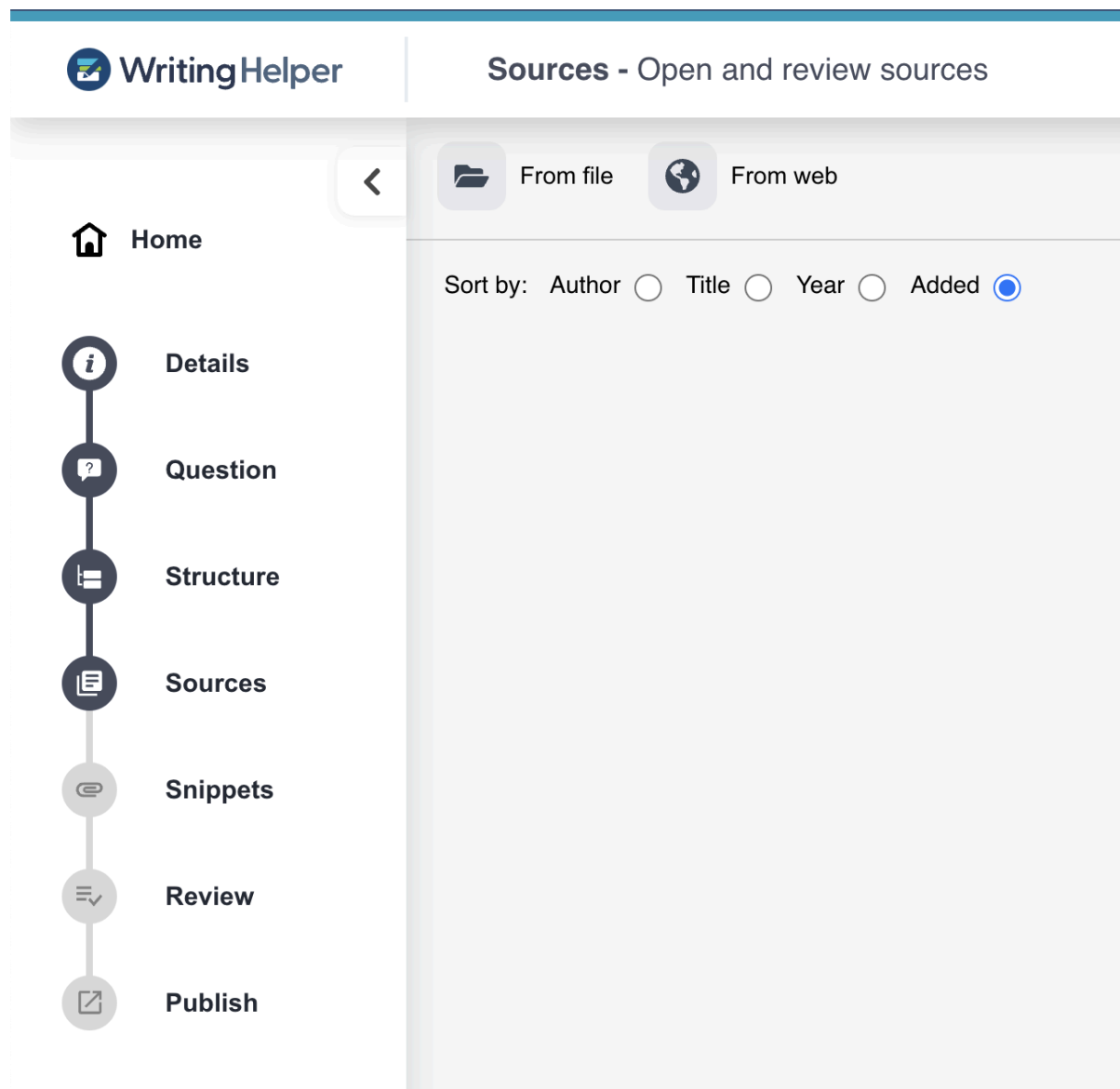
For Mac users: [click here to download](#).

### Installing Writing Helper as a progressive web application (PWA)

In Chrome, once installed, hit the 'install'  button that appears on the search bar to install Writing Helper as an application. Be sure to pin Writing Helper to your Taskbar or Dock.

### Source types

As well as creating new Sources from images, accessible and inaccessible PDF documents, you can now also create them from Word documents, Text documents and Web addresses. In the Sources tab, use the **From file** and **From web** buttons to add sources to your project. All will be made accessible with OCR if required, then converted to PDFs for you to capture highlights from.



## Performance improvements

We've significantly optimised and improved performance throughout the application so if you're already a user prior to 1.7.0 we think you'll really enjoy the speed of the application!

## Version 1.6.0

1st February 2023

We've made some improvements to our Published documents and our Instructional Verbs in this release.

Firstly, the new Publish settings. You'll now find a settings menu which includes a number of new features to improve your published document:

Previously, various errors would be shown in your exported Word document. These could be 'incomplete metadata', 'incomplete task', or 'needs rewording. We've renamed 'incomplete metadata' to 'incomplete citation data' to be more clear, and you can now toggle off all of these errors if you wish.

Moreover, each of these errors now has a unique highlight colour in the word document to make it much easier to differentiate between them. You can also choose to include or exclude; section and subsection headings, incomplete task warnings; and unused citations.

Finally, our Instructional Verbs dictionary has been improved to include more book sources and revised source links for some words.

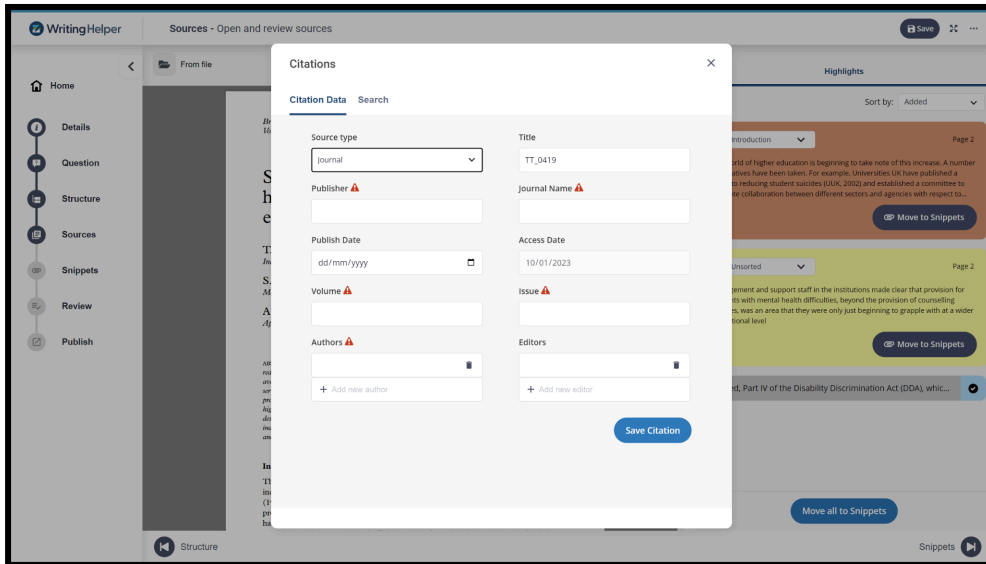
## Version 1.5.0

11th January 2023

We kick off 2023 in style with improvements to the Reference Manager feature, and loads more quality of life and interface improvements.

### Reference Manager

When you change the source type to either journal or book, you will now see a Search tab at the top of the Citations dialog. This will allow you to find the citation for your source really quickly, and populate the fields so you don't have to worry about copying and pasting lots of information. Having citations and references managed more efficiently will allow you to focus on the writing instead.



**WritingHelper** Sources - Open and review sources

**Citations** [X]

Citation Data Search

Source type: journal

Title: TT\_D419

Publisher: [Redacted]

Journal Name: [Redacted]

Publish Date: dd/mm/yyyy

Access Date: 10/01/2023

Volume: [Redacted]

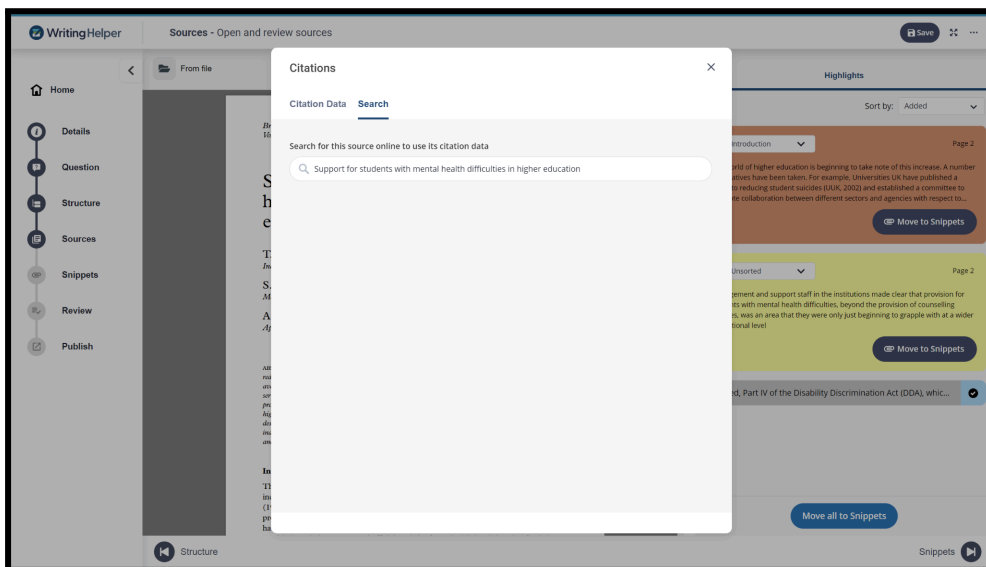
Issue: [Redacted]

Authors: [Redacted]

Editors: [Redacted]

[+ Add new author] [+ Add new editor]

**Save Citation**



**WritingHelper** Sources - Open and review sources

**Citations** [X]

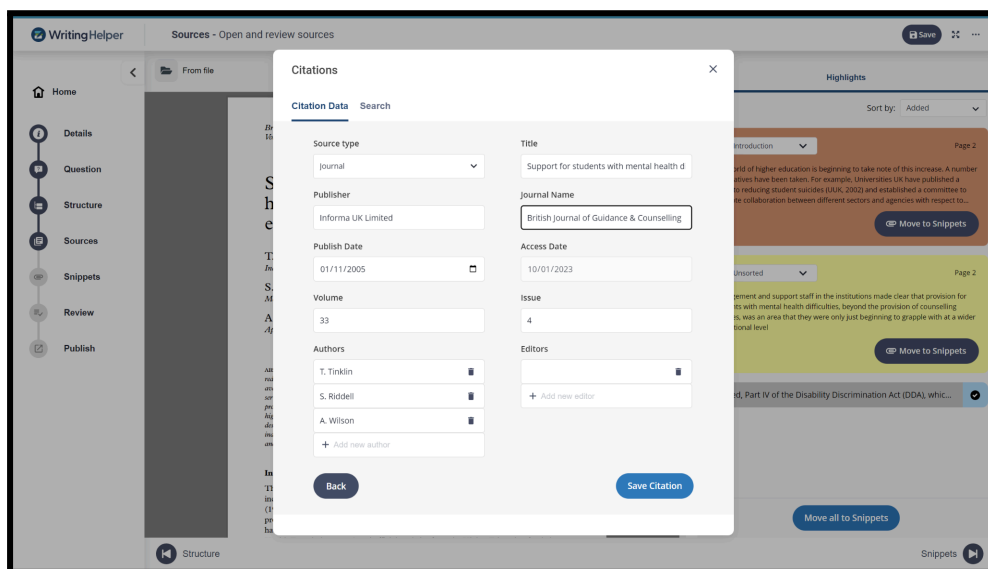
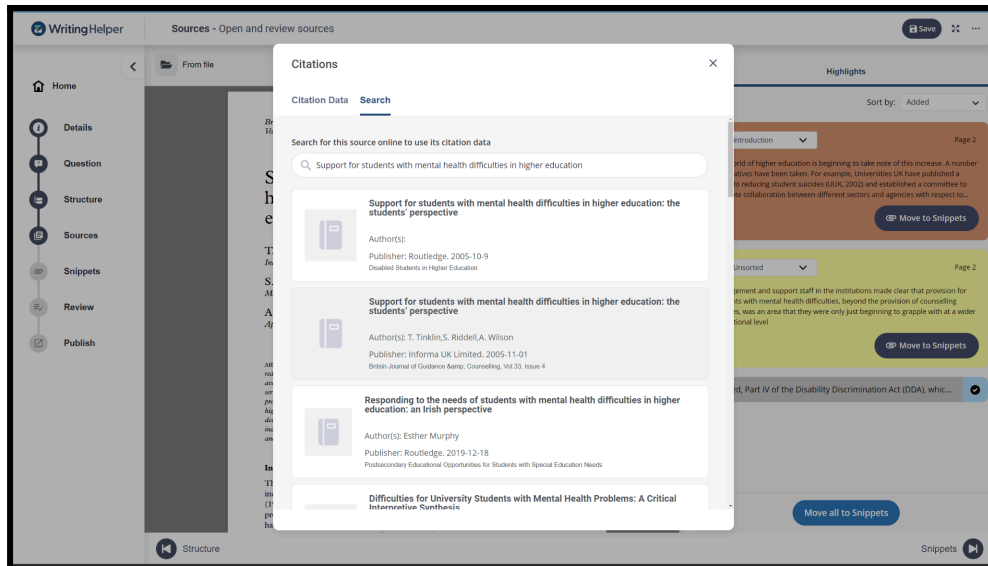
Citation Data Search

Search for this source online to use its citation data

Support for students with mental health difficulties in higher education



# WritingHelper

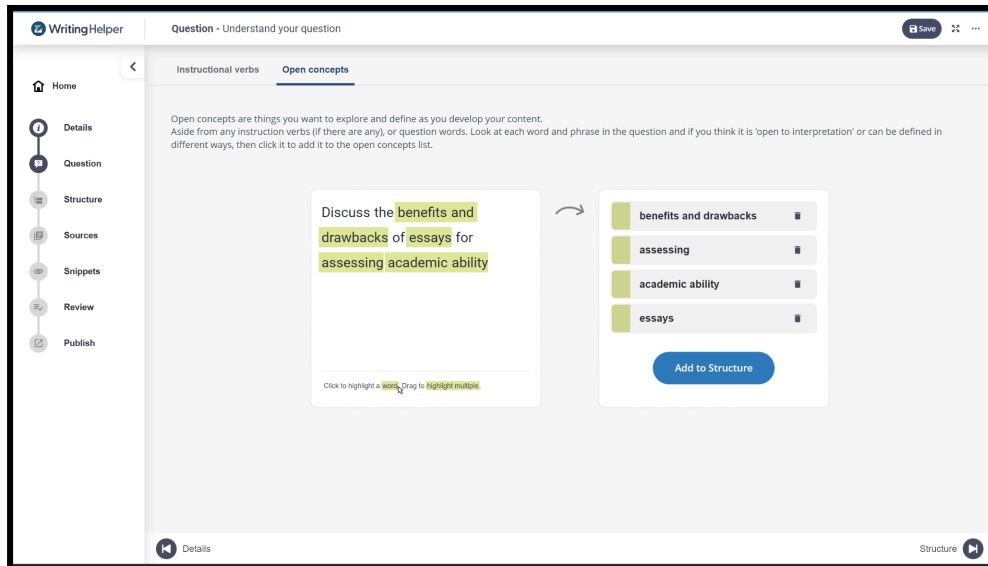


## Cleaner open concept capturing

As well as multiple-word open concepts, you can now select them by dragging or clicking. Open concepts that are next to each other now have a clear gap, so it's much easier to differentiate them so you can be sure that you're understanding and identifying the right open concepts relevant to your question.



# Writing Helper



## Import with context

We introduced the import structure feature, as well as the 'push open concepts to structure as tasks' in the previous release, and both features are great for improving your focus and productivity. We've further improved how these two new features work together in 1.5.0: when you import a structure, Writing Helper will check to see whether you've made any changes to the default 6-section structure that comes with new projects. If you haven't, then the imported structure will fully replace the default one. If you have, then the imported structure will be appended to the end instead.

We realised that by adding the open concepts to an unchanged default structure, and then importing a structure, Writing Helper was assuming that changes had been made. We've fixed this now: adding open concepts to the structure as tasks won't be seen as a change to the structure, so you can import to replace the default structure without impacting the open concept tasks.

## 'Quick create'

This is a really simple change, but one worth mentioning: in the Structure Stage, when you create a new Section, Subsection or Task, you will be automatically able to edit the label of that element. You can now create your structures much more easily.



# Writing Helper

## Jump to highlight

Another simple change that is also worth mentioning: when you have captured a highlight, you can click on that highlight in the right hand side panel to jump to the page where that highlight is located. This is also true for highlights that have been moved into Snippets. We've added some shading effects to the highlight tiles to make this more clear too.

## Version 1.4.0

21st December 2022

This final release of the year marks the fourth successive fortnightly release as we rapidly approach soft parity for the new year. We're particularly excited about this one, not just because it's the holidays, but because we've introduced a new feature here that Windows and Mac users haven't seen, which relates to the use of Open Concepts in the Question Stage. Read on to learn more.

## Import structure

A favourite feature from Windows and Mac is the ability to import structures that you have used in previous projects. This saves you from recreating familiar structures repeatedly, particularly when you have some degree of consistency in structure that you apply to many pieces of work. It's in the same place, in the Structure Stage, and you can click on the new **Import Structure** button on the toolbar. This will show you all the other projects that the new Writing Helper has been given access to, and you can select which you need, then preview and import. If you haven't loaded the project you want yet, you can use the **Browse** button to find a project (perhaps one you're bringing in from Windows or Mac) to load it into the new Writing Helper.

## Push open concepts into Structure as Tasks

Despite our drive to give you full feature parity with the Windows and Mac versions, this small feature that is specific to the new version was too good to pass up! You can now move your open concepts, once you've identified them in the Question Stage, straight into your Structure as Tasks. Windows and Mac users will be familiar with the flow from QuesTion to Structure, but it always invites you to 'explore' your open concepts. We've recognised that this is a task in itself, so pushing these concepts into the Structure Stage as actual Tasks makes a lot of sense, as well as improves your flow through the Writing Helper process.



## Quality of life

In addition to these new benefits, we've fixed and changed a few smaller things too: you can now select multi-word open concepts; your name is auto-populated in the Details Stage (and we removed the built-in Chrome autofill which showed things that weren't names); and we've improved performance in a few places, with some highlighting tweaks and changes to menu behaviours.

## Version 1.3.0

7th December 2022

We've been working hard on improving the sources you can open in your Writing Helper projects for this release, and you can now open compressed PDFs, and inaccessible documents will be sent for OCR and returned as accessible versions so you can capture highlights and enjoy improved readability with your text-to-speech tools. As well as support for inaccessible PDFs, you can open images of text now (like .jpg and .png files) which will also be sent to OCR for conversion. As well as this there are a number of performance improvements.

## Version 1.2.0

23rd November 2022

Most of this release is 'under the hood' as we've improved performance and optimised a number of features. You will however now be able to make the application full screen to remove the distractions of any other open tabs. The version number is now also displayed in the menu so you'll be confident you're always up to date with Writing Helper.

We've also added links to our help documentation and product feedback form so you can learn more about how to make the most of Writing Helper, and let us know how you're getting along. If you have any feedback for new features, or if you simply want to let us know how you're finding the Writing Helper experience, you can now let us know more easily.





# Writing Helper

## Version 1.1.0

9th November 2022

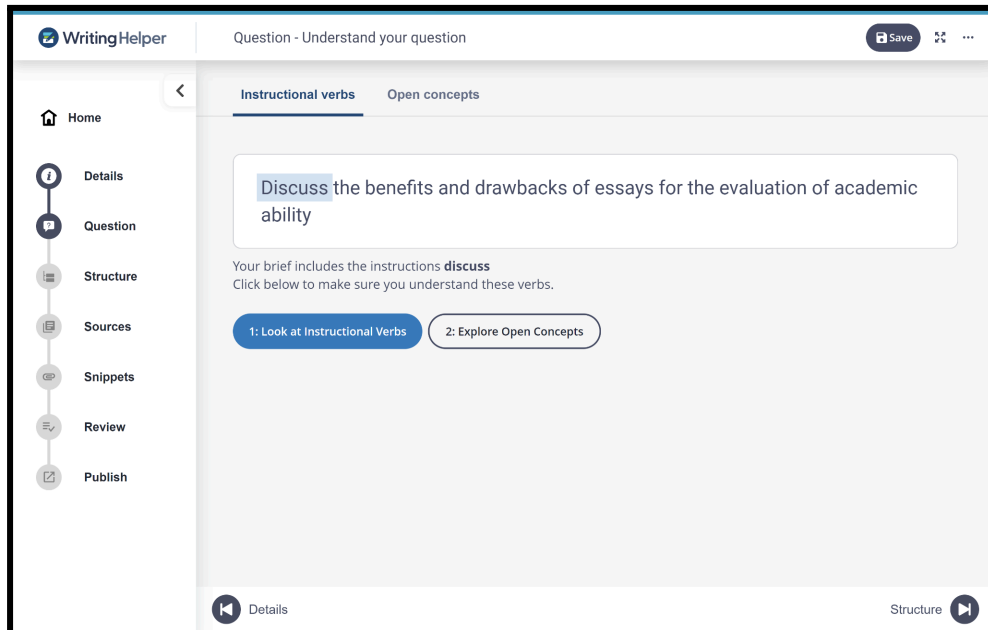
Top of the list when we released the new Writing Helper was to implement the Question Review tab that on-boards learners onto the writing process so well in the Windows and Mac versions of Writing Helper. We have gone a step further with the new version with a new design and layout to improve discoverability and flow through these foundational early steps.

The writing process begins, just like any task, with an understanding of what the task actually is. What's required? What does 'success' look like? What is the 'definition of done'? So often we can forget to give enough attention to this early foundational phase, especially with regards academic assignments.

The Question tab has now been added to the new Writing Helper, at the start of the process, to enable you to consider the title of your project and really think about what you're being asked to do: from the core instruction in the question, through to the open concepts (words or phrases that need definition, consideration or explanation) to help you seamlessly move on to developing a really solid structure for your piece of writing.

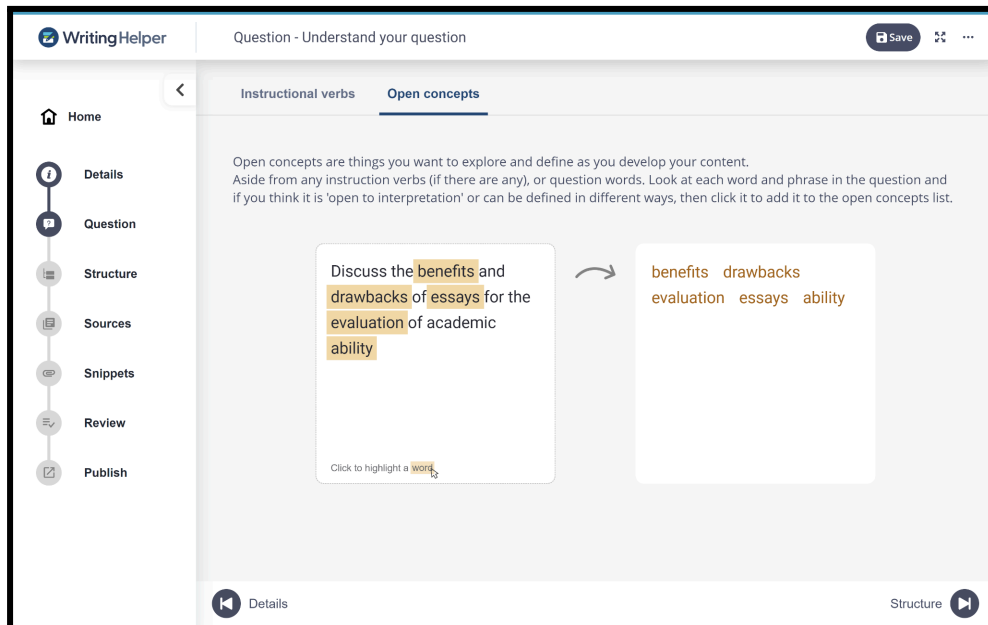
We have taken all the best bits from the Windows and Mac versions of Writing Helper and added huge improvements to the accessibility and usability. You can now enjoy a cleaner and more linear flow through navigating the implications of your writing project brief.

## The core instruction



Writing tasks will always have an instruction, which very often takes the form of an explicitly stated verb, such as 'discuss' or 'describe'. Sometimes the instruction is implied though, with words like 'why'. You can see accessible definitions of a multitude of instruction verbs at this stage. Any explicit verbs included in the question will be identified.

## The open concepts



Questions will always have words or phrases that you will need to explore, define or consider. Click these in the 'open concepts' area so you can identify the core elements of the question before you move on to start structuring your writing in the Structure tab.

We are working hard on OCR and Reference Manager to continue bringing this version up to full feature parity with the Windows and Mac versions, so this update is one of many that we have planned in the coming months. We hope you're enjoying the journey.

## Version 1.0.0

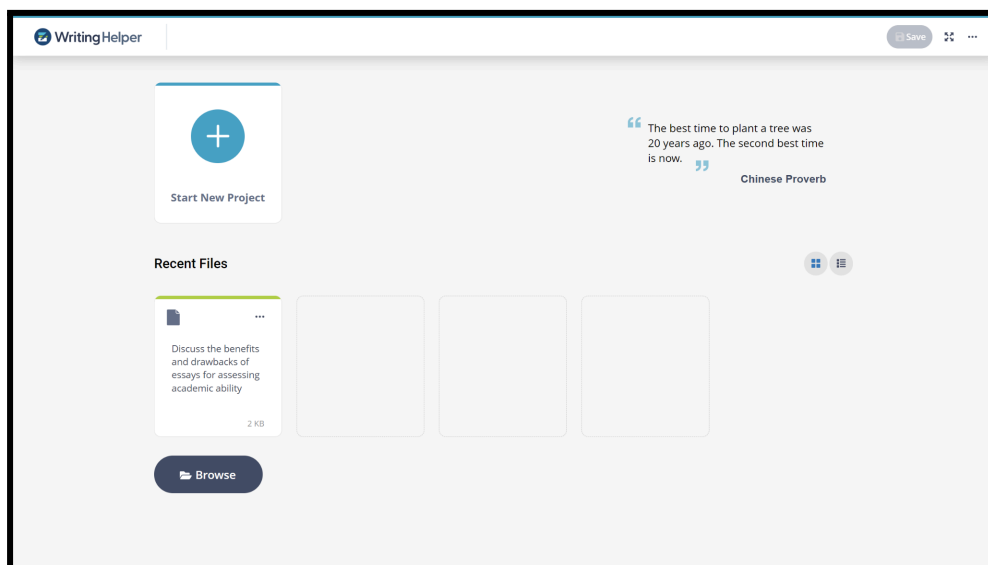
22nd September 2022

This launch release of the new Writing Helper is a showcase of accessibility and web technologies to bring the Writing Helper experience to more users in a faster, more consistent, more powerful and agile way. We will have a rich roadmap ahead of us, to allow us to bring this version of Writing Helper up to parity with the existing Windows and Mac versions. The current release notes for version 1 are listed below.

# WritingHelper

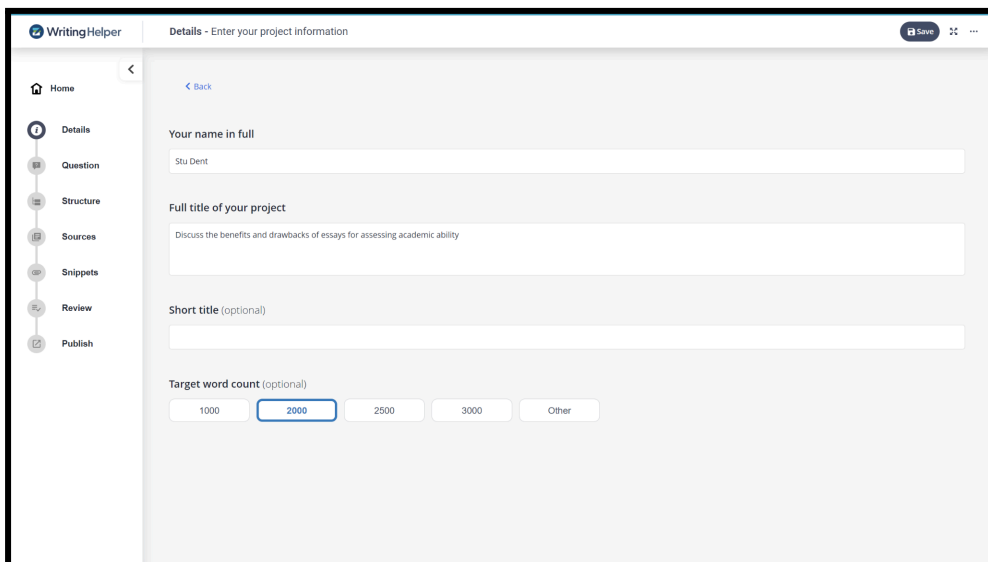
Users of the Windows and Mac versions will enjoy the same familiar process, allowing them to complete a writing task from start to finish. Projects that are already underway can be moved to the new version and back again so there is full compatibility between versions.

## Welcome window



The Welcome Window presents a clean, new design to allow users to access, manage and create projects. Existing projects from Windows or Mac can be loaded using the 'browse' button.

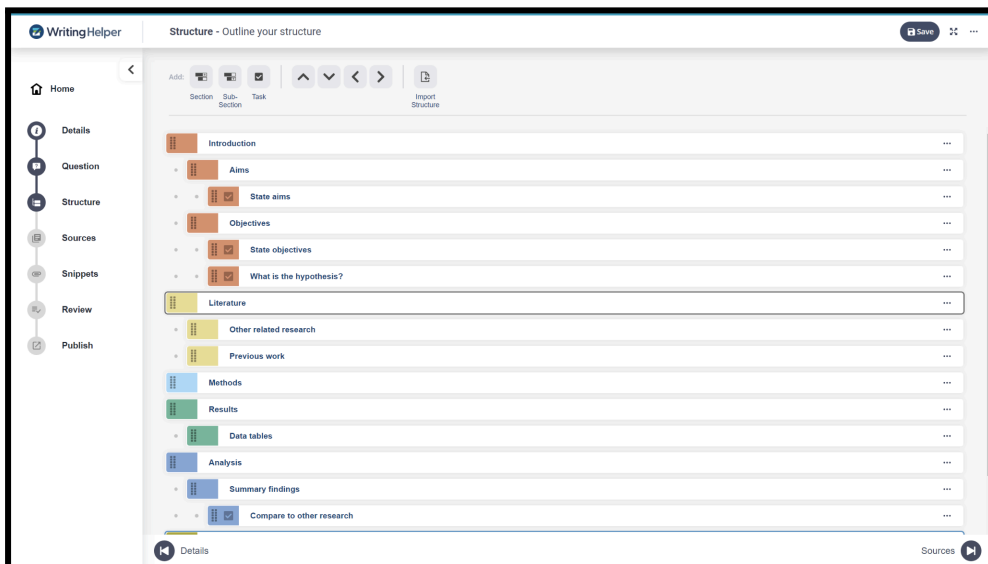
## Details



The screenshot shows the 'Details' stage of the WritingHelper application. The interface has a sidebar on the left with navigation links: Home, Details (selected), Question, Structure, Sources, Snippets, Review, and Publish. The main area is titled 'Details - Enter your project information' and contains several input fields: 'Your name in full' (with the text 'Stu Dent'), 'Full title of your project' (with the text 'Discuss the benefits and drawbacks of essays for assessing academic ability'), 'Short title (optional)', and 'Target word count (optional)'. The word count options are 1000, 2000 (selected), 2500, 3000, and Other. A 'Save' button is in the top right corner.

The Details Stage will be familiar to Windows and Mac users. Enter basic information about your new project here.

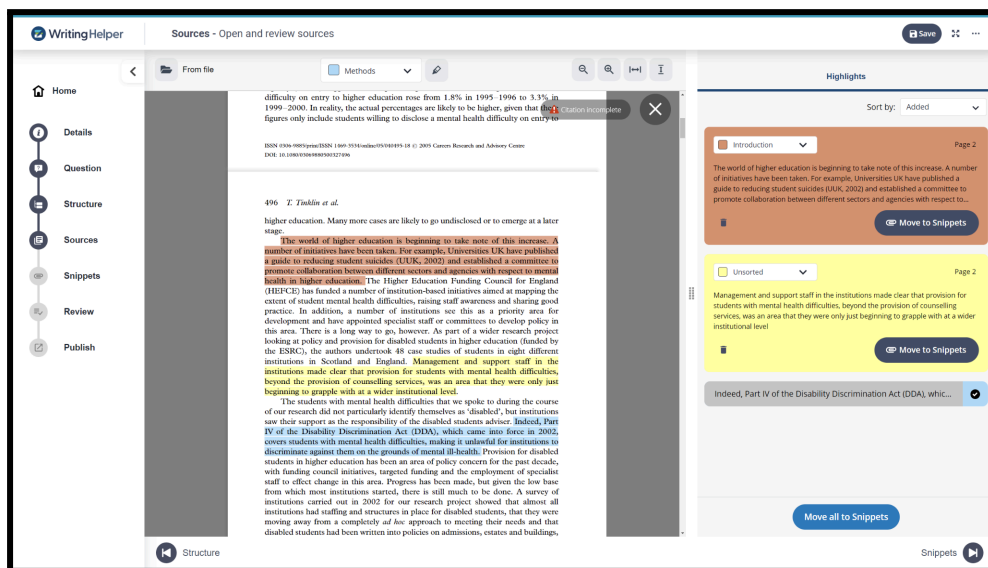
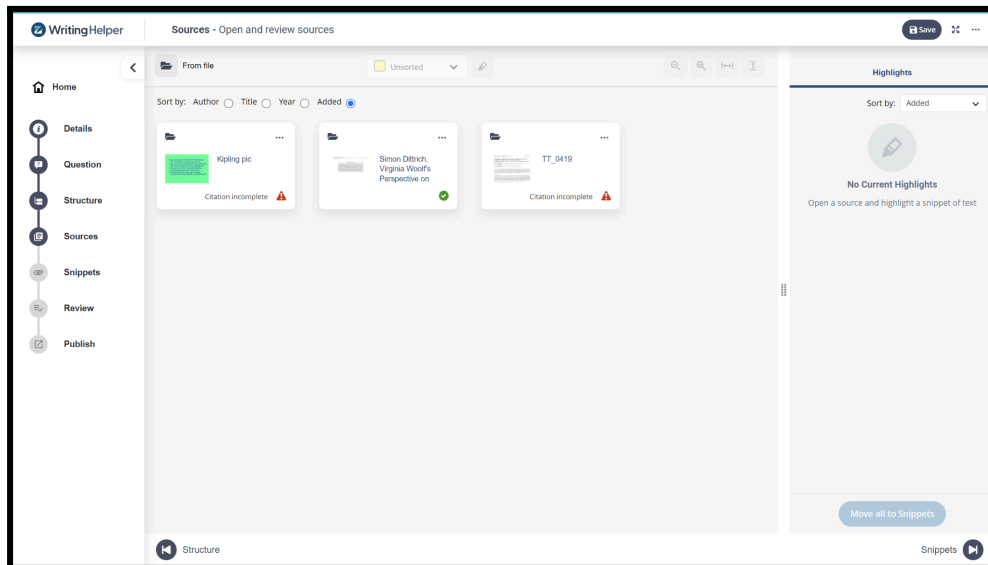
## Structure



The screenshot shows the 'Structure' stage of the WritingHelper application. The sidebar on the left is the same as in the Details stage. The main area is titled 'Structure - Outline your structure' and features a toolbar with icons for adding sections, sub-sections, tasks, and importing structure. Below the toolbar is a hierarchical list of project components, each with a color-coded icon and a three-dot menu: Introduction (orange), Aims (orange), State aims (orange), Objectives (orange), State objectives (orange), What is the hypothesis? (orange), Literature (yellow), Other related research (yellow), Previous work (yellow), Methods (blue), Results (green), Data tables (green), Analysis (blue), Summary findings (blue), and Compare to other research (blue). A 'Details' button is at the bottom left, and a 'Sources' button is at the bottom right.

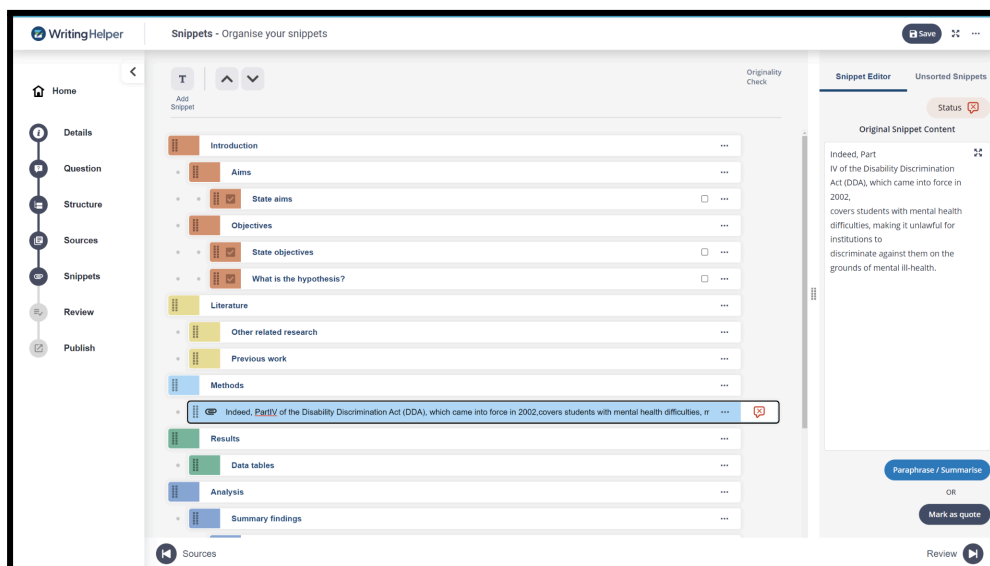
Create, organise and structure the flow of your writing here, without distractions with a clean, intuitive and simple interface. Add writing tasks as reminders of things you want to add to your project.

## Sources



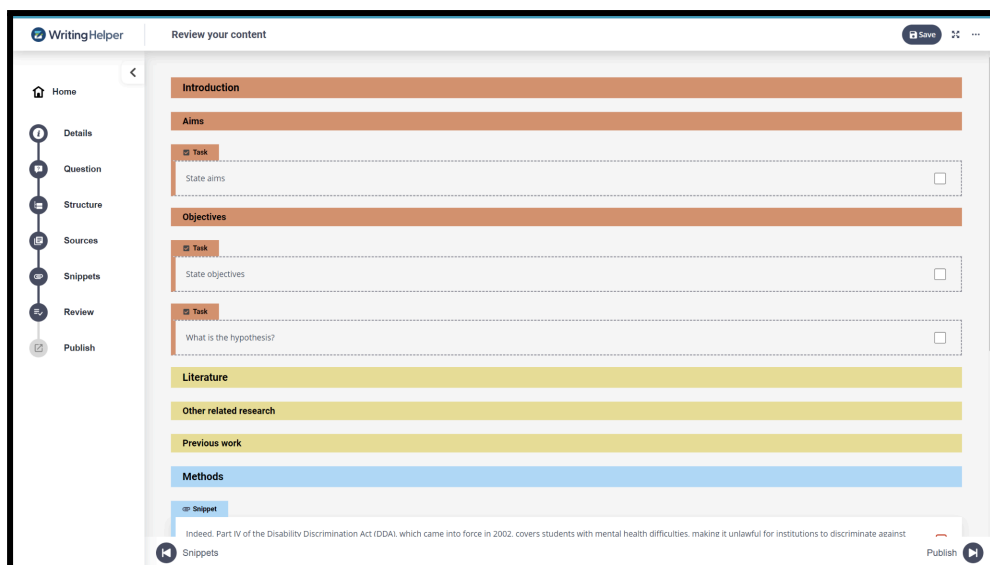
Open multiple document types here as accessible PDFs, and highlight information from them with colour coding that matches the structure you created. Move these highlights into your project as Snippets...

## Snippets



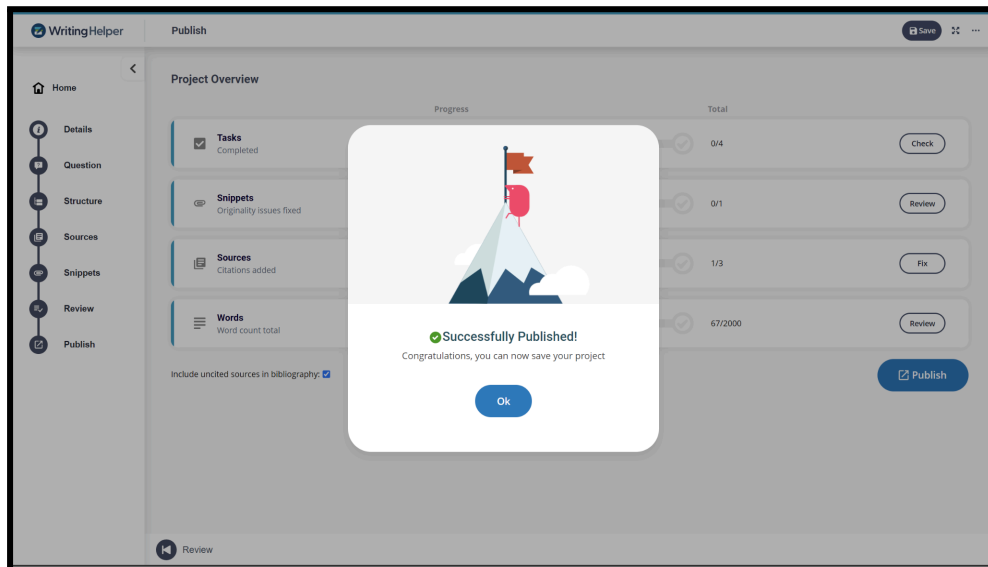
Slot and organise all the highlights and evidence from your sources, as well as custom snippets as linking paragraphs and signposting. Paraphrase, summarise and quote evidence to prevent plagiarism, with an end result being a complete draft of your document without the distraction of the WYSIWYG view.

## Review



See the big picture of all your efforts: your whole project in one place from start to finish, before you go ahead to Publish your work...

## Publish



See some basic health checks on your work so far, and Publish a completely accessible Word document. Once you're happy with your content in Writing Helper, you can use Word for what it's designed for: formatting and finishing off. Don't worry about reference styles or formatting at all in Writing Helper. We produce a Word document that is easily reformatted to save you time and help you be more productive and less overwhelmed.





## Technical release notes

Key:

- + Added
- Removed
- ~ Changed

### Version 3.13.0

Released 14th November 2024

- + Added 'Structure Palette' option to general settings
- + Changing the 'Structure Palette' option in settings will now update Section colours throughout the project
- + Changing the 'Structure Palette' option in settings will now update child; Subsection, Task, and Snippet colours of Sections throughout the project
- + Changing the 'Structure Palette' option in settings will now update highlight colours associated with Snippets in Sections throughout the project
- ~ Fixed a bug which could cause Section colours to be incorrect when importing suggested structures for unmodified projects

### Version 3.12.2

Released 31st October 2024

- + Offline fallback page will now reload the page rather than redirecting to a cached page when the 'Retry' button is clicked, if an internet connection is re-established
- ~ Fixed a bug where new sources could inherit the publish date of the last opened source rather than using the default



# Writing Helper

## Version 3.12.1

Released 17th October 2024

- + The date picker will now display blank date fields before the user interacts with it, if provided with a minimum start date
- + Interacting with a blank date picker for the first time will now set the date to the current date
- + Date pickers now contain a reset button to set the date fields to blank
- + The date picker calendar can now be opened with the keyboard
- + Dates inside the date picker calendar can now be selected with the keyboard
- + Opening a date picker's calendar with the keyboard will now auto focus the calendar regardless of its position
- You can no longer change the visual contents of a date picker if it's readonly e.g. the citation data access date
- ~ The date remaining health check on the /Publish page will now display 0 rather than a 4 digit negative number when handling blank start & end dates
- ~ Fixed an issue which prevented typing some dates into the date picker

## Version 3.12.0

Released 2nd October 2024

- + The date pickers in the citation data form will now display their calendars above or below the field based on the current scroll position
- + Clicking outside the date picker calendar popup will now close it
- Removed close button from the date picker calendar popup
- ~ The date picker on the /Details page will now display its calendar above the field
- ~ Changed how a date range is selected in the date picker calendar popup. A third click will now reset the range with a new start date

## Version 3.11.0

Released 19th September 2024

- + Clicking the label of a field in the Citation Data side panel will now select the corresponding field
- + Clicking the warning icon of a field in the Citation Data side panel will now select the corresponding field
- + There is now a confirmation message before the Citation Data side panel is closed with unsaved changes
- + There is now a close button on the date picker calendar popup
- Removed the browser default auto-complete from all fields in the Citation Data side panel
- ~ Updated spacing between fields in Citation Data side panel
- ~ Moved AutoFill button to bottom of Citation Data side panel
- ~ Fixed a bug where clicking on the 'Publisher' label in the Citation Data side panel selected the text in the 'Title' field
- ~ Fixed a bug where the authors and editors fields in the Citation Data form would not update correctly when changing sources

## Version 3.10.0

Released 5th September 2024

- + Added start and end date picker to /Details page
- + Added Due Date health check to /Publish page
- Removed heading 'Project Overview' from /Publish page
- ~ Search will now correctly abort when leaving the Search tab in the Citation Data side panel
- ~ OpenAi-Proxy server should now respond using GPT-4o models (server-side change)

## Version 3.9.0

Released 22nd August 2024

- + There is now a new date picker used inside the citation data modal for a source's publish date and access date
- + Added keyboard support to date picker
- + Added support for MM-DD-YYYY and YYYY-MM-DD date formats, in addition to DD-MM-YYYY
- + Opening an existing source with the citation data sidebar open will update the citation data sidebar with the source's data
- + Opening a new source with the citation data sidebar open will update the citation data sidebar with the new source's data
- + Clicking the highlight button with the citation data sidebar open will close the citation data sidebar
- ~ Months inside the date picker will now display as short month names e.g; Jan, Feb, Mar, instead of; 1, 2, 3
- ~ Changed the way dates are formatted by the Auto-Fill feature so that it produces more reliable dates
- ~ Citation data modal will now account for minimum / default publish date values when calculating 'Citation complete' status
- ~ Citation data has now moved from the modal into the side bar on the /Sources page

## Version 3.8.2

Released 8th August 2024

- + When starting playback for an audio recording inside a note, any currently playing audio in the note will be paused
- + There is now a 30 minute limit on recorded audio inside a note
- + After recording for 25 minutes in a note a message is now displayed warning the user that the recording will soon stop



# Writing Helper

- + Audio recordings now have a clearer border when selected inside the notes overlay
- + Audio recordings can now be copied and pasted inside notes
- + A prompt asking the user if they want to stop an ongoing recording will now appear if the user attempts navigation away from a note
- Removed the browser default auto-complete from all search boxes in the instructional word modal

## Version 3.8.1

Released 22nd July 2024

- ~ Fixed an issue which prevented; images, video, and audio from being deleted from a note if they were the note's only contents
- ~ Fixed an issue which could cause the notes toolbar to flicker / jump when first rendered
- ~ Fixed an issue which allowed the creation of too many almost empty audio recordings inside notes

## Version 3.8.0

Released 1st July 2024

- + Audio can now be recorded and included inside notes
- + Added record audio button to text editor toolbar
- Reduced padding around some buttons on rich text editor toolbar to allow all buttons to fit on one line
- ~ Fixed an issue which could cause unreferenced multimedia to be saved to the Writing Helper Project file
- ~ Fixed an issue which could cause the Maximum subsection depth of a project to be reset when changing the application theme in the settings menu
- ~ Updated project File Version from 1.1.0 → 1.2.0



# Writing Helper

- ~ Replaced clear formatting icon inside rich text editor toolbar with a new icon
- ~ Changed font formatting to 'sans-serif' for of the all text inside the link popup inside the rich text editor
- ~ Fixed an icon alignment issue which caused the notes icon for non-custom snippets to be misaligned with other notes icons
- ~ Updated react-pdf to 9.0.0
- ~ Fixed a bug which could prevent users from deleting newly created notes from projects cached before the 3.7.0 release

## Version 3.7.0

Released 13th June 2024

- + Notes can now be viewed and edited for every row in the project structure
- + Notes can now be viewed and edited for every row of the structure on the Review page
- + Added 'Add Note' button to /Structure and /Snippets pages
- + You can now edit the title / names to notes inside the note modal
- + Rich text can now be included inside notes
- + Images can now be included inside notes
- + Videos can now be included inside notes

## Version 3.6.0

Released 30th May 2024

- + Added voice to text buttons to all text fields on /Details page
- + Added voice to text buttons to all text fields on /Question page
- + Added voice to text buttons to all rows of Structure component
- + Added voice to text buttons to all text fields on /Sources page and overlays



# Writing Helper

- + Added voice to text buttons to all text fields on /Snippets page and overlays

## Version 3.5.2

Released 16th May 2024

- + The width of the right panel on the /Sources page now persists between tabs by default. Not only when adjusted by the user
- + Dragging a row into the gap below the last row in a project structure will now respond as if the row was dragged directly below the last row
- Reduced empty space at bottom of structure component

## Version 3.5.1

Released 1st May 2024

- Removed additional scrollbars from Clipboard sources modal when vertical and horizontal space is limited
- ~ Fixed a bug where projects without sources from the old native versions of Writing Helper may not load correctly
- ~ Updated changes notifications overlay so that it can appear even when the current application version has no notification

## Version 3.5.0

Released 18th April 2024

- + Added 'What's New' notifications option to header menu, which appears when a user last launched a previous version and the current version has a changes notification
- + Added notifications modal which contains changes between different versions
- + Added store verification check to settings menu to remediate a bug which could cause the MaxStructureDepth to become invalid



# Writing Helper

~ Fixed a bug where the 'From project' sources icon would not change to the correct colour in Dark Mode

~ Fixed a bug where the edit icon in the 'Clipboard Sources' and 'Project Sources' modals would not change to the correct colour in Dark Mode

## Version 3.4.0

Released 1st April 2024

+ Sources from recent projects can now be renamed before import

+ Sources from clipboard can now be renamed before import

~ Updated UI/UX design for recent projects modal

~ Updated UI/UX design for clipboard sources modal

~ When saving project as a template the message "Saving Template..." is now displayed instead of "Saving Project..."

## Version 3.3.0

Released 21st March 2024

+ Added 'Save As Template' button to /Structure page to allow structures to be saved into .wht (Writing Helper Template) files which can then be imported

+ Added 'My Templates' import structure option to /Structure page to allow structures to be imported from user created templates

+ Added option 'Enable assistant features' to preferences tab in settings menu which allows users to opt-in to AI assistant features

+ Added disclaimers below 'Data options' on preferences tab in settings menu. And linked to the Texthelp privacy policy

+ Added additional error messages to publish to word process

+ Added additional error messages authentication process on /SignIn

+ Added additional error messages authentication process on /WindowsSignIn





# WritingHelper

- + Added additional error messages authentication process on /MacSignIn
- ~ Renamed 'Helper Suggestion' option to 'Suggested Structure'
- ~ Changed references to 'Recommended Structure' to 'Suggested Structure'
- ~ Renamed 'Analytics options' to 'Data options' on preferences tab in settings menu

## Version 3.2.0

Released 6th March 2024

- + Added a new 'From project' source import option to the /Sources page which allows sources to be loaded from previous projects
- + Added option to import highlights from sources from previous projects on the /Sources page
- + Added 'Jump to snippet' button to moved highlights on the /Sources page
- + Added analytics for generating AI suggested structures
- ~ Fixed an issue where deleting a selected snippet's source and then returning to the /Snippets page without selecting anything else could cause a crash
- ~ Fixed a bug which could cause the 'Move all to snippets' button to revert highlights to the colour they were when the source was opened
- ~ Fixed a bug which caused the knurling on custom snippets to disappear

## Version 3.1.0

Released 15th February 2024

- + Added support for URL extraction from pasted text to the Clipboard sources option on the /Sources page
- + Add (.mm) to Default value for the 'Visual Map Export File Format' option in Visual Map settings



# Writing Helper

- ~ Fixed an issue which could cause the 'Citation Incomplete' icon to appear on some cards in the sources list incorrectly
- ~ Fixed an issue which could cause the 'Open' toggle buttons in the Clipboard sources overlay to display the wrong state after pasting multiple times
- ~ Added analytics for Auto-fill feature in citation data modal

## Version 3.0.0

Released 1st February 2024

- + Added a new 'Helper Suggestion' import option to the /Structure page which generates a structure using AI
- + Added a new 'Auto-fill' button to the citation data modal on the /Sources page which AI
- ~ Fixed an issue which could cause non-unlimited licences to not activate on sign in pages

## Version 2.7.0

Released 18th January 2024

- + Added support for HTML to the Clipboard sources option on the /Sources page
- + Focus is now given to the 'Paste from clipboard here' box upon opening the Clipboard sources modal
- ~ Fixed an issue where text copied directly from a Google Doc would be counted as '3' items in the Clipboard sources modal instead of the expected 2; text, and HTML
- ~ Fixed a bug where pasting the same item twice into the Clipboard sources modal would create duplicate Clipboard source suggestions
- ~ Fixed a visual bug on the /Structure and /Snippets pages where additional 'dots' would appear when dragging rows



# Writing Helper

## Version 2.6.0

Released 13th December 2023

- + Added Clipboard sources option when loading files into Sources page
- + Added support back for .txt source file types
- ~ All the options for loading Sources; From File, From Webpage, From Clipboard, are now combined under a single button on the Sources page
- ~ Fixed a bug which could cause the word count bar on the /publish page to overflow

## Version 2.5.0

Released 30th November 2023

- + Added sign out button on main interface

## Version 2.4.0

Released 15th November 2023

- + Grey modal overlay shown when loading or saving now covers the header bar when a page is scrolled
- + .PDF files can now be dragged onto the /Sources page to load them as sources
- + The input field inside the Web Source overlay is now automatically focused when the overlay is loaded
- Temporarily removed support for; .docx, .doc, and .txt source file types
- ~ Importing structures no longer causes a crash if the first Section contains 'Open Concept' Tasks
- ~ Fixed an issue on macOS where an initial change to the application theme on the /Welcome page would not be saved
- ~ Reordered the list of source filters inside Instructional Word modal



# Writing Helper

## Version 2.3.0

Released 2nd November 2023

- + Sources will now remember the last page being viewed when they were closed and reopen at that page
- + The size of the right panel on the /Sources page now persists after changing pages and returning to the page
- + The size of the right panel on the /Snippets page now persists after changing pages and returning to the page

## Version 2.2.0

Released 18th October 2023

- + The Instructional Word modal now has a new appearance
- + Added new words to Instructional Word dictionary
- + Added 'Show all' button to Instructional Word modal to display all words in dictionary
- + Words can now be pinned to the top of the side panel in the Instructional Word modal
- + You can now search the whole Instructional Word dictionary inside the Instructional Word modal regardless of the project title
- + Added a new filter source dropdown to the Instructional Word modal to filter definitions and words by Source
- + Added ability to search for source filters in the Instructional Word modal by; title, author, and publisher
- + Clicking highlights now scrolls to their exact position in the PDF rather than the top of their page
- + The 'Show in Source' button now scrolls to the snippet's highlight's exact position in the PDF rather than the top of its page
- ~ Fixed a bug which allowed the 'maximum subsection depth' option to be saved as an empty value



# Writing Helper

~ Fixed a bug which caused some instructional words to be rendered twice on the /Question page

## Version 2.1.0

Released 28th September 2023

+ The 'maximum subsection depth' option no longer applies to the preview of a project being imported

~ If a project being imported has a greater 'maximum subsection depth' than the current setting, the setting is now overridden with the larger value before importing

~ Fixed an issue which could sources with file extensions of .PDF (uppercase) to disappear from the sources tab

~ Fixed an issue which could cause the /Welcome page to crash if a source with a file extension of .PDF (uppercase) was held in storage

## Version 2.0.0

Released 21st September 2023

+ Added new 'maximum subsection depth' option to settings allowing projects to contain multi-level nesting beyond subsections

+ When changing the new 'maximum subsection depth' option would modify the currently opened project a preview of the change is shown before it is applied

+ Opening a project with a subsection depth greater than the current 'maximum subsection depth' will automatically update the 'maximum subsection depth', and not modify the project's contents

+ By default project structures can now contain 4 levels of subsection indenting instead of 1

+ Section numbering now appears in imported project structure previews if 'Show Numbering' is enabled



# Writing Helper

- + Projects created in the native Windows or Mac versions of Writing Helper will now be copied before being opened. This prevents accidentally making the file from incompatible with older versions
- Sources are no longer automatically reopened if they are closed during loading
- Projects created in Writing Helper can no longer be opened in the native Windows or Mac versions
- ~ Changed instances of 'key' to 'product code' throughout application
- ~ Fixed a bug which could cause snippet contents to contain too many newline characters

## Version 1.16.0

Released 7th September 2023

- + Replaced PDF rendering technology to viewer to /Sources page
- + Replaced PDF rendering technology highlight creation to /Sources page
- + Replaced PDF rendering technology highlight deletion to /Sources page
- + Replaced PDF rendering technology highlight modification to /Sources page
- + Replaced PDF rendering technology keyword search to /Sources page
- + Replaced PDF rendering technology single page OCR to /Sources page
- ~ Text inside the left navigation panel is no longer bold
- ~ Updated font size of text inside the settings menu
- ~ Updated PWA settings to account for new PDF rendering technology
- ~ Updated 'Show in Source' button to use new PDF rendering technology
- ~ Fixed an issue which could stop new users from logging in for the first time when entering certain keys

## Version 1.15.0

Released 10th August 2023

- + The 'citation incomplete' text on source cards is now a button that can open the citation data modal
- + Colour contrast of section numbering is now updated dynamically depending on section colour
- ~ Fixed an issue where clicking the fullscreen button on the /Welcome page could cause the background to turn black even in light mode
- ~ The look at instructional word modal now selects the first word in the list by default rather than the last
- ~ Fixed an issue which could cause a user to get stuck on the /SignIn page when trying to create a new demo account

## Version 1.14.0

Released 29th July 2023

- + Added option to show Section numbering in Structure and Snippets
- + Added pre-defined structure templates as an import option on the /Structure page
- + Added option to switch between Dark and Light application themes which alters the entire application's appearance
- + Added a new /demo page which allows a user to input a demo key and login to the application
- + Added a new keyless demo login page which allows a new user to start a free trial and login to the application
- + Added a new message to the /SignIn page which appears when a user's licence has expired
- Removed the 'Drag here' overlay when dragging files from the file picker dialog directly into the Sources list



# Writing Helper

~ Fixed an issue where the radio buttons on the /Sources page would move if the application's window was very small

## Version 1.13.0

Released 28th June 2023

- + Multiple files can now be loaded as sources at the same time
- + Files can now be dragged onto the middle of the /Sources page to load them as sources
- Previously selected open concepts are no longer carried over from one project to another
- Previously encountered instruction words no longer persist after removal from title
- ~ Updated default text on /Sources page to indicate that sources can be opened by dragging them onto the page
- ~ Updated text in citation data search window to indicate that source data can be searched for using; Titles, Authors, and ISBN or DOI numbers
- ~ Fixed an issue which could cause the application to freeze when attempting to load a project, immediately after saving a previously opened but unsaved project
- ~ Clicking an open concept containing more than one word will now remove the open concept
- ~ 'Instructional Verbs' changed to 'Instructional Words' throughout application
- ~ Updated analytics to track if a source was loaded using the file browser or dragged onto the /Sources page
- ~ Updated analytics to track if a user is licenced through the native applications without an email address



## Version 1.12.0

Released 14th June 2023

- + Added word count breakdown on publish tab
  - + Added support to allow links to other instruction words in the body of an instruction word entry
  - + Added support to allow italics in the body of an instruction word entry
  - + Supersede the functionality of CTRL+F on Sources tab
  - + Underline mis-spellings in keyword search and title field
  - + Instruction Words modal contents persist
  - + Text accessibility on title card
  - + Send support email with subject and pre-populated body
  - + Allow admin access to upload instruction words JSON
  - + Account for .cwh files from the Mac version with no existing project Guid, and extra folders
- 
- ~ Fixed browsing project issue in full screen mode on PWA
  - ~ Fixed OCR so Word documents can be added as sources
  - ~ Updated settings to handle new settings being added
  - ~ Changed Instructional Verbs to Instruction Words
  - ~ Changed source link behaviour to show web sources before opening the URL
  - ~ Reduce automatic title length cap for long titles by 4 chars
  - ~ Fixed cancelling OCR breaks highlighting in opened file
  - ~ Fixed user being able to edit snippets in the Unsorted Snippets bar
  - ~ Update Google analytics so that it doesn't send extra unrequired events



# Writing Helper

## Version 1.11.0

Released 31st May 2023

- + On the /Structure and /Snippets pages the; Up, Down, Indent, and Outdent buttons now grey out contextually
- + Added option to opt in/out of Google Analytics
- + Added Google Analytics support
- + Selected recent project view type now persists on /Welcome
- + Added install button to header bar
- + Clicking a Custom Snippet now immediately allows editing, regardless of context
- + Custom Snippets now automatically delete the placeholder 'Custom snippet' title when a user types their own contents
- + Fixed a text spacing issue on the /Question page
- + The Word Count field on the /Details page can now be selected and deselected with only a keyboard
- Custom Snippets can no longer be added to the 'Unsorted Snippets' panel with the 'Add Snippet' button
- The 'leave app' warning pop up no longer appears if nothing needs to be saved
- ~ In full-screen view, clicking the highlight button now highlights any selected text instead of toggling the highlight button
- ~ Fixed a bug where some sources with bad hyperlinks could become stuck behind the loading popup even after they were successfully loaded
- ~ Updated help support link to <https://support.texthelp.com/help/writing-helper>
- ~ Original and paraphrased Snippet content is now displayed side by side rather than above and below
- ~ The Snippet editor is now scrollable whilst typing



# Writing Helper

- ~ Fixed a bug where certain words of a project title could not be selected in the /Question tab
- ~ Added Go to page number option on /Sources page
- ~ Fit to height / fit to width buttons combined on /Sources page
- ~ Fixed a panel resizing issue on /Sources
- ~ Updated date format in Reference Manager
- ~ Citation data Publish Date updated to new date format
- ~ Fixed 'Invalid DateTime' warning for some old recent projects on the /Welcome page
- ~ Fixed an issue where a recent project's source count could sometimes be incorrect on the /Welcome page

## Version 1.10.0

Released 3rd May 2023

- + Added 'Show in Source' option to non-custom snippets
- + Search fields can now be submitted with the Enter Key
- + Extra information can now be displayed for recent projects including; creation date, source count, and word count
- + The /activate page now checks that an input licence key is valid before it is used
- + Added an option for snippets to be placed into subsections on the /Sources page
- ~ Long open concepts now wrap on the /Question page
- ~ Improved scrolling when dragging items in Structure/Snippets

## Version 1.9.0

Released 12th April 2023

Version 1.9.0



# Writing Helper

- + Added Keyword Search to /Sources page
- + Clicking a snippet on the /Snippets page now opens the Snippet Editor
- + If there are unsorted snippets, and you go to the /Snippets page the Unsorted Snippets tab will now be opened
- + Custom snippets can now be edited immediately after creation
- + Added OCR for partially accessible pdfs. Attempting to highlight an image on a page will now cause that single page to go through OCR
- + Pressing the escape key when selecting text in a source will now unselect the text
- + Sources created with the web source button will now have their source type set to 'Website'
- + Added the message "You have no other projects loaded for Writing Helper to import a Structure from. Press Browse to find a project." when there are no recent projects to import
- + Added option to import structure from Inspiration (.inspmaps) files
- + Added option to export open concepts to Inspiration (.inspmaps) files<
- + Added support for login providers other than Google, e.g. Microsoft
- + Added support email to About menu in Settings
- + Added user's licence key to About menu in Settings if one exists (not applicable to already licenced users)
- + Added SaveAs option to context menu of recent projects on /Welcome page which allows a project's save location to be changed
- Default browser spell checking removed from all text input fields
- ~ The Save button is now disabled if there are no new changes to save
- ~ Re-added "Originality Check" text to /Snippets page
- ~ Changed date format to 'dd mon year' e.g. '15 Dec 2022' is now used when looking at recent projects



# Writing Helper

## Version 1.8.0

Released 15th March 2023

- + Publish settings on Publish tab
- + Support for exporting open concepts as a mindmap to Claroldeas
- + Support for exporting open concepts as a mindmap to MindView
- + Support for exporting open concepts as a mindmap to MM files
- + Support for importing structure from a mindmap in Claroldeas
- + Support for importing structure from a mindmap in MindView
- + Support for importing structure from a mindmap in MM files
- + Setting to select visual mapping application/file type
- ~ Updated webservice icons
- Removed full stop in publish doc for empty snippets

## Version 1.7.1

Released 6th March 2023

- ~ Fixed bug that prevented rewording custom snippets after changing another snippet

## Version 1.7.0

Released 1st March 2023

- + Writing Helper can now be accessed at <https://writinghelper.texthelp.com/> by logging in with a Google account
- + Writing Helper can now be installed as a PWA
- + When installed as a PWA Writing Helper can be used whilst offline (Excluding: OCR, Reference Manager's 'search' feature, and Web sources)
- + Added support for Web sources



# WritingHelper

- + Added support for Word document sources
- + Added support for Text document sources
- ~ Performance improvements for Loading projects
- ~ Performance improvements for Saving projects
- ~ Performance improvements for Saving and Exiting projects
- ~ Performance improvements for Loading Sources
- ~ Performance improvements for Creating Highlights
- ~ Performance improvements for Deleting Highlights
- ~ Performance improvements for changing the colour of Highlights

## Version 1.6.0

Released 1st February 2023

- + Added settings dialog
- + Added options to include/exclude errors from output Word document
- + Added options to include/exclude Section & Subsection headings from output Word document
- + Added options to include/exclude Incomplete Tasks from output Word document
- + Added options to include/exclude Unused citations from output Word document
- + Different colours are now used for published errors in Word
- ~ Original snippet content is no longer editable
- ~ Updated instructional verb dictionary and links
- ~ Instruction verbs are now identified when adjacent to punctuation characters
- ~ Fixed a bug where clicking new project could return the user to the Welcome page
- ~ "Incomplete metadata" error message renamed to "Incomplete Citation Data"



# Writing Helper

## Version 1.5.1

Released 17th January 2023

- + Clicking an open concept deletes it
- + Spaces now visible between different open concepts
- + Capture full words in open concepts improved
- ~ Fix for selection open concepts at end of the title
- ~ Fix for recent file ordering on Home screen
- ~ Update to text descriptions around removing recent projects
- ~ Fix tab order and adding structure elements

## Version 1.5.0

Released 11th January 2023

- + Search for book sources in Reference Manager
- + Search for journal sources in Reference Manager
- Remove "Add structure as tasks" label from Question Stage (UI tweak)
- ~ All text in structure element (Section, Subsection or Task) is selected when it is first added which allows for faster creation of structure elements
- ~ Spaces between adjacent open concepts help differentiate between them
- ~ Full words are captured when selecting open concepts
- ~ Import structure no longer changes section colours when the imported structure replaces the default one
- ~ Jump to highlight that has been pushed to snippets
- ~ Structure is recognised as unchanged if open concepts have been added as task
- ~ Import structure message updated based on context - UI tweak



# WritingHelper

- ~ Sections in large projects are now fully visible - UI tweak
- ~ Citation data box tab order is left to right instead of up to down
- ~ New icon for loading source preview
- ~ Capitalise 'Snippets' when pushing from Sources
- ~ Recent files on the welcome window are now in order of last modified
- ~ Text descriptions updated for removing recent projects

## Version 1.4.0

Release 21st December 2022

- + Structure from another project can now be imported
- + Added support for multi-word open concepts
- + Open concepts can be pushed into Structure as Tasks
- + User's name on Details page is autofilled to the last name used
- + Added additional check to make sure we save pdfs to the .cwh file
- Removed autofill suggestions on Details page
- ~ Updated highlight colour selection in highlight card to show colour of each section
- ~ Updated context menus and dropdowns to close when clicking elsewhere
- ~ Changing the highlight colour no longer deselects text

## Version 1.3.0

Release 7th December 2022

- + Added support for highlighting in compressed pdf files
- + Added OCR support for inaccessible pdf files
- + Images can now be opened as sources, added OCR support for; .jpg, .jpeg, .png, and .bmp files





# Writing Helper

- Removed warning messages when attempting to highlight compressed pdf files
- ~ Updated highlight creation to improve performance
- ~ Updated highlight deletion to improve performance
- ~ Updated highlight colour changing to improve performance
- ~ Fixed a bug where projects without sources could not be opened in Writing Helper Windows/Mac
- ~ Fixed a bug where sections with only one subsection would not have their only subsection correctly saved

## Version 1.2.0

Release 23rd November 2022

- + Added fullscreen button and functionality
- + Added functionality to handle a file not being found
- + Added version number in menu
- + Added link to help documentation in menu
- + Added link to product feedback form in menu
- ~ Updated loading of files for performance issues
- ~ Updated loading of pdf previews for performance issues

## Version 1.1.0

Release 9th November 2022

- + Added Question Review Tab
- + Added section colour to highlight dropdown in Sources tab
- + Entering text into rows of the structure is now optimised to improve performance



# WritingHelper

- + Entering text into the snippet editor modal windows is now optimised to improve performance
- + Added a "Loading PDF" popup window when opening sources
- + Updated the toolbar on the Snippets stage to allow more Structure changes without going back to the Structure stage
- ~ Updated Recent Files list to account for the time a project was created when sorting
- ~ Heading are now bold throughout application
- ~ Fixed an issue where compressed pdfs were not correctly identified
- ~ Fixed an issue where pages could load before they are redirected to /Login if the user is not yet signed in
- ~ The first source in the published Word bibliography is now styled correctly

## Version 1.0.0

Release 22nd September 2022

Initial Release