

# **IN Ed-Fi Suite v3.6.1, Data Standard v4.0: Student School Associations**

December  
2024

# IN Ed-Fi Suite v3.6.1, Data Standard v4.0: Student School Associations

## Table of Contents

- [Summary](#)
- [Object Triggering Logic](#)
- [Required Resources \(Upstream\)](#)
- [Dependent Resources \(Downstream\)](#)
- [Error Log](#)
- [Object Data Elements Logic](#)
- [Appendix](#)

## Summary

This association represents the school in which a student is enrolled

## Object Triggering Logic

Action	Business Rule(s)
Post	<p>When a new enrollment is saved for a student.</p> <ul style="list-style-type: none"> <li>• A record will report for each distinct enrollment in a School and enrollment start date.</li> <li>• When a student has two enrollments in the same School, Calendar, and Schedule Structure with the same start date, report from the enrollment service type in the following order: <ul style="list-style-type: none"> <li>○ P: Primary Enrollment</li> <li>○ S: Partial/Ancillary</li> <li>○ N: Special Ed Services</li> </ul> </li> <li>• When a student has two Primary enrollments in the same school with the same start date, post the record with the highest enrollment ID.</li> <li>• Do not send a record if any of the following exclusions are present: <ul style="list-style-type: none"> <li>○ Enrollment State Exclude</li> <li>○ Enrollment Grade Exclude from State Reporting</li> <li>○ Calendar Exclude</li> <li>○ School Exclude</li> </ul> </li> </ul>

<p>Delete /Post</p> <p>Put</p>	<p>A DELETE / POST will be performed if the data element being altered is part of the resource's natural key. A PUT will be performed otherwise.</p> <ul style="list-style-type: none"> <li>• When the following information is changed on the Enrollment:             <ul style="list-style-type: none"> <li>○ Enrollment ID (New Enrollment)</li> <li>○ Start Date</li> <li>○ End Date</li> <li>○ Grade</li> <li>○ Start Status</li> <li>○ End Status</li> <li>○ End Action</li> <li>○ Resident Status</li> <li>○ Date First Entered the 9th Grade</li> <li>○ Prior Ten Days Override</li> <li>○ Immigrant Participation Program</li> <li>○ Title III Served</li> <li>○ School Override</li> </ul> </li> <li>• When the following information is changed on the FTE Heads Up tab (Custom tab created by K-12):             <ul style="list-style-type: none"> <li>○ FTE Program Code Override</li> <li>○ IEP Inclusion Type Override</li> <li>○ Inclusion Personnel Override</li> <li>○ Itinerant Teacher Override</li> <li>○ Received Supplemental Speech Services Override</li> <li>○ Transported for Section Override</li> </ul> </li> </ul>
<p>Delete</p>	<ul style="list-style-type: none"> <li>• When an enrollment is deleted.</li> <li>• When an enrollment is now excluded in some way.</li> </ul>

Required Resources (Upstream)

The following resources must be sent prior to this resource:

- Schools (Pre-populated)
- Students
- Calendars

Dependent Resources (Downstream)

The following resources are dependent on this resource (must be sent after this resource):

- All student-based resources
  - To send resources for any given student, a Student School Association must first be sent to establish the link between the school and the student.

Error Log

The following are potential Tier 1 (Ed-Fi API generated) or custom (Campus generated) errors you may receive when posting, updating, or deleting this resource. Please keep in mind that the "Error Message" below may not match your exact error message.

Error Message	Possible Causes / How to Fix

Object Data Elements Logic




Data element labels below in **BOLD** are part of the natural key of this resource and are required data elements for the record to send through Ed-Fi.

- The Mandatory / Conditional / Optional column indicates what the state requires for each data element.

	Data Element Label	Business Rule(s)	Mandatory (M) Conditional (C) Optional (O)	Data Source GUI Path	Database Field	Uses Template Logic  (✓ / ✗ / EXT)
1	<b>entryDate</b> (date)	<p><i>The month, day, and year on which an individual enters and begins to receive instructional services in a school.</i></p> <hr/> <p>Report the <b>Enrollment Start Date</b>.</p> <ul style="list-style-type: none"> <li>Do not report if the Local End Status is mapped to a State Start Status of 000: <b>SEOA Start</b>.                             <ul style="list-style-type: none"> <li>000 statuses "join" enrollments together. For these joined enrollments, we will report the Start Date of the enrollment that does <b>NOT</b> have a Local Start Status of 000: <b>SEOA Start</b>.</li> </ul> </li> </ul>	M	Enrollment	Enrollment . startDate	✗

2	calendarReference (reference)	<p><i>A reference to the Calendars resource associated with the Student School Associations being reported.</i></p> <hr/> <p>Reports the fields that are part of the Natural Key for the Calendars resource.</p> <ul style="list-style-type: none"> <li>If the calendar the student is associated with (Calendar A) is mapped to a different calendar (Calendar B) using the Calendar Override Mapping Tool (found in Resource Preferences), report the information of the different calendar (Calendar B).</li> </ul>	M	N/A	N/A	✘
3	classOfSchoolYearTypeReference (reference)	<p><i>A reference to the School Years resource associated with the Student School Associations being reported.</i></p> <hr/> <p>Reports the <b>NCLB Cohort End Year</b>.</p>	C	Graduation	Graduation . cohortYearNCLB	✔
4	schoolReference (reference)	<p><i>A reference to the Schools resource associated with the Student School Associations being reported.</i></p> <hr/> <p>Reports the fields that are part of the Natural Key for the Schools resource.</p> <ul style="list-style-type: none"> <li>educationOrganizationId = <b>10 + State District Number + State School Number</b></li> </ul>	M	District Information  School Information	District .number  School .number	✘

5	<i>schoolYearTypeReference</i> (reference)	<p><i>A reference to the School Years resource associated with the Student School Associations being reported.</i></p> <hr/> <p>Reports the <b>End Year</b> of the associated calendar.</p>	M	N/A	N/A	✔
6	<b>studentReference</b> (reference)	<p><i>A reference to the Students resource associated with the Student School Associations being reported.</i></p> <hr/> <p>Reports the fields that are part of the Natural Key for the Students resource.</p>	M	N/A	N/A	✔
7	<i>entryGradeLevelDescriptor</i> (string)	<p><i>The grade level or primary instructional level at which a student enters and receives services in a school or an educational institution during a given academic session.</i></p> <hr/> <p>Reports the Ed-Fi Code mapped to the value selected for <b>Grade</b>.</p>	M	Enrollment	Enrollment . grade	✔

8	exitWithdrawDate (date)	<p>The recorded exit or withdraw date for the student.</p> <hr/> <p>Report the <b>End Date</b>.</p> <ul style="list-style-type: none"> <li>Do not report if the Local End Status is mapped to a State End Status of 000: SEOA End. <ul style="list-style-type: none"> <li>000 statuses "join" enrollments together. For these joined enrollments, we will report the End Date of the enrollment that does <b>NOT</b> have a Local End Status of 000: SEOA End.</li> </ul> </li> </ul>	C	Enrollment	Enrollment . endDate	
9	exitWithdrawTypeDescriptor (string)	<p>The circumstances under which the student exited from membership in an educational institution.</p> <hr/> <p>Reports the Ed-Fi Code mapped to the value selected for <b>End Status</b>.</p>	C	Enrollment	Enrollment . endStatus	
10	primarySchool (string)	<p>Indicates if a given enrollment record should be considered the primary record for a student.</p> <hr/> <ul style="list-style-type: none"> <li>Reports <b>True</b> when Service Type is <i>P: Primary</i>.</li> <li>Reports <b>False</b> in all other situations.</li> </ul>	M	Enrollment	Enrollment .type	
11	graduationPlanReference	This is optional, does not report.	O	N/A	N/A	N/A
12	schoolYearTypeReference	This is optional, does not report.	O	N/A	N/A	N/A
13	alternativeGraduationPlans	This is optional, does not report.	O	N/A	N/A	N/A



14	educationPlans	This is optional, does not report.	O	N/A	N/A	N/A
15	employedWhileEnrolled	This is optional, does not report.	O	N/A	N/A	N/A
16	entryGradeLevelReasonDescriptor	This is optional, does not report.	O	N/A	N/A	N/A
17	entryTypeDescriptor	This is optional, does not report.	O	N/A	N/A	N/A
18	fullTimeEquivalency	This is optional, does not report.	O	N/A	N/A	N/A
19	primarySchool	This is optional, does not report.	O	N/A	N/A	N/A
20	repeatGradeIndicator	This is optional, does not report.	O	N/A	N/A	N/A
21	residencyStatusDescriptor	This is optional, does not report.	O	N/A	N/A	N/A
22	schoolChoiceTransfer	This is optional, does not report.	O	N/A	N/A	N/A
23	termCompletionIndicator	This is optional, does not report.	O	N/A	N/A	N/A

Appendix