

Release Notes – Version 5.6.130

StrataMax has been dedicated to meeting the needs of Strata Managers for over 30 years through the continual enhancement of our software suite. We are committed to providing new functionality to support you in servicing your clients and to provide opportunities for you to optimize efficiency within your office environment.

This document describes exciting new features and enhancements available in the above release.

A history of Release Notes can be reviewed on the [StrataMax Online Help](#)



THE COMPLETE STRATA MANAGEMENT SOLUTION



| | |
|--|----------|
| What's New..... | 3 |
| 1. Set Overdraft Limit Rename and added Enhancements..... | 3 |
| <i>1.1 Hold Auto Payments.....</i> | <i>3</i> |
| <i>1.2 Bank Account Setup – Access to ‘Set Bank Account Limits’.....</i> | <i>5</i> |
| <i>1.3 Security Permissions – Set Bank Account Limits.....</i> | <i>6</i> |
| 2. Communication Enhancements..... | 7 |
| 3. Transaction List (old) – removal..... | 8 |
| What's Better..... | 9 |

What's New

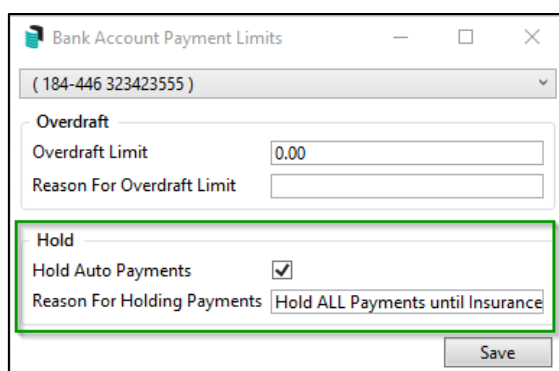
1. Set Overdraft Limit Rename and added Enhancements

The existing 'Set Overdraft Limit' has been renamed to 'Set Bank Account Limits.' While the core functionality remains unchanged, a new feature has been introduced that allows users to hold all Global Payment runs for specific buildings that are set to Hold Auto Payments.

Additionally, the 'Set Bank Account Limits' interface can now be accessed through 'Bank Account Setup', provided the appropriate permissions are assigned.

Summary of Key Changes:

- The menu option 'Set Overdraft Limit' has been renamed to 'Set Bank Account Limits'
- A new 'Hold' section has been added to the user interface
- Set Bank Account Limits is now accessible via Bank Account Setup
- Bank account selection is now available; however, only the Operating Account can be selected at this time.



1.1 Hold Auto Payments

This enhancement has been introduced to provide greater control over payment processing by allowing specific buildings to be excluded from Global or Auto Payment runs. This may be necessary for various operational reasons—for example, if a building is no longer under management (lost), and no further payments should be processed, or if payments need to be temporarily withheld due to a large insurance invoice that must be paid first.

When 'Hold Auto Payments' is selected, the following will occur:

- All payments for the selected building will be excluded from Global and Auto Payment runs.
- In the Payments, all payment amounts will default to 0.00 in the user interface. If a one-off payment is required, users can manually enter an amount in the 'Amounts to Pay' field as shown below:

The screenshot shows the 'Payments' window with the following details:

- Posting Date:** 30/01/2025
- Show Buildings:**
 - ☒ All
 - ☐ With creditors that will be paid only
 - ☐ With creditors that will be paid with warning only
 - ☐ With issues only
- Payments Summary:**
 - Creditors included: 0 for \$0.00 Buildings: 0
 - Creditors included with warnings: 0 Buildings: 0
 - Creditors that won't be paid: 4 Buildings: 1
- Table of Creditors:**

| Creditor Name | Balance | Amount to Pay | Creditor | Payment Method | Email Address |
|--------------------------------|--------------------------------|---------------|----------|-------------------|---------------|
| 107170 | Available Balance: \$18,764.02 | | | | |
| CLEANAWAY (HOPE IS MTHLY SERV) | 1,353.44 | 0.00 | 08202144 | 130450 183097641 | |
| Comverge Networks | 747.76 | 0.00 | 08299163 | 013-223 835303077 | |
- Invoice Details (08200002):**
 - Balance: 7,529.80
 - Payment: 0.00
 - No
 - Invoice Number: 137494668
 - Date: 06/12/2024
 - Reference: D0001550
 - Details: Water to 11/11/24
 - Amount: 7,529.80
 - Unpaid Amount: 7,529.80
 - On Hold: ☐
 - Amount to Pay:** 0 (highlighted in green)
 - BPAY CRN: 74625 137494668
- Buttons:** Pay All, Don't Pay All, Hold All, Unhold All, Exclude, Exclude Building

- Payments menu will now display the 'Hold Reason' specified in the Set Bank Account Limits screen.

The screenshot shows the 'Payments' window with the following details:

- Posting Date:** 30/01/2025
- Show Buildings:**
 - ☒ All
 - ☐ With creditors that will be paid only
 - ☐ With creditors that will be paid with warning only
 - ☐ With issues only
- Payments Summary:**
 - Creditors included: 0 for \$0.00 Buildings: 0
 - Creditors included with warnings: 0 Buildings: 0
 - Creditors that won't be paid: 4 Buildings: 1
- Table of Creditors:**

| Creditor Name | Balance | Amount to Pay | Creditor | Payment Method | Email Address |
|--------------------------------|--------------------------------|---------------|----------|-------------------|---------------|
| 107170 | Available Balance: \$18,764.02 | | | | |
| CLEANAWAY (HOPE IS MTHLY SERV) | 1,353.44 | 0.00 | 08202144 | 130450 183097641 | |
| Comverge Networks | 747.76 | 0.00 | 08299163 | 013-223 835303077 | |
| | 7,529.80 | 0.00 | 08200002 | 74625 137494668 | |
| | 600.00 | 0.00 | 08200394 | 084-004 150468047 | |
- Buttons:** Pay All, Don't Pay All, Hold All, Unhold All, Exclude, Exclude Building

- Payment Entry – Will display the 'Hold Reason' to alert a user that payments should not be made

The screenshot displays the 'Payment Entry' window in StrataMax. At the top, the account is '08200394 STRATAMAX PTY LTD' and the date is '30/01/2025'. The amount is '600.00'. A 'Bank Balance' of '45,099.24' is shown, with a highlighted message: 'Hold ALL Payments until Insurance is Paid'. Below this, the 'Admin Fund' balance is '43,402.18' and the 'Sinking Fund' balance is '1,697.06'. The 'Compliance' section indicates 'No compliance status found' with 'Valid' and 'Not Valid' radio buttons. The 'Payment Method' is set to 'Pay by EFT - BSB: 084-004 Account Number: 150468047'. The 'EFT Reference' is '000001'. The 'Reference' is '000001'. The 'Pay Immediately' checkbox is checked. The 'Remittance Advice Notes' section is empty.

| Reference | Date | Description | Invoice No. | EFT Reference | On Hold | Invoice Amount | Unpaid Amount | Amount to Pay |
|-----------|------------|----------------------|-------------|---------------|---------|----------------|---------------|---------------|
| D0001558 | 30/11/2024 | Body Corporate Admin | 2342354 | | | 600.00 | 600.00 | 600.00 |

Important Note: Users can still process one off payments. This enhancement will only stop Auto Payment runs from paying invoices. All invoices that are paid manually can still be paid, but the user will be made aware that the Building's Bank Account is on Hold from Auto Payments via the message displaying in the user interface.

1.2 Bank Account Setup – Access to 'Set Bank Account Limits'

'Bank Account Setup' now provides access to the 'Set Bank Account Limits,' option, allowing users to make changes—provided the necessary permissions have been granted.

The information configured in 'Set Bank Account Limits' will also be displayed within the 'Bank Account Setup' user interface.

Bank Account Setup

Account Code BSB Account No. Closed Status Post - Bank Rec Only SCM Reference

☒ Operating Account ☐ Investment Account Remove

Account 012 CASH AT BANK

BSB 184-446

Account Number 323423555

Account Name

Deposit Slip Account Title 1

Deposit Slip Account Title 2

Deposit Slip Account Title 3

☐ Import and Reconcile Use where statement files are available. Import statement files to reconcile in Process Bank Statements
☒ Manual Entry and Reconcile Use where statement files are not available and reconciliation is required. Enter statement manually in Process Bank Statements
☐ Other Investment Account Use where statement files are not available and reconciliation is not required. Use simplified entry of interest and fees in Other Investment Accounts
☐ Closed Outstanding bank reconciliations can still be completed
☐ Post and Finalise in Bank Reconciliation Only Statement files will be imported but require manual finalisation

SCM Reference

☒ Use building address as account owner
☐ Use manager address as account owner

Overdraft Limit 0 (Auto Payments On Hold: Hold ALL Payments until Insurance is Paid)

1.3 Security Permissions – Set Bank Account Limits

Set Overdraft Limits permissions have been renamed to 'Set Bank Account Limits'

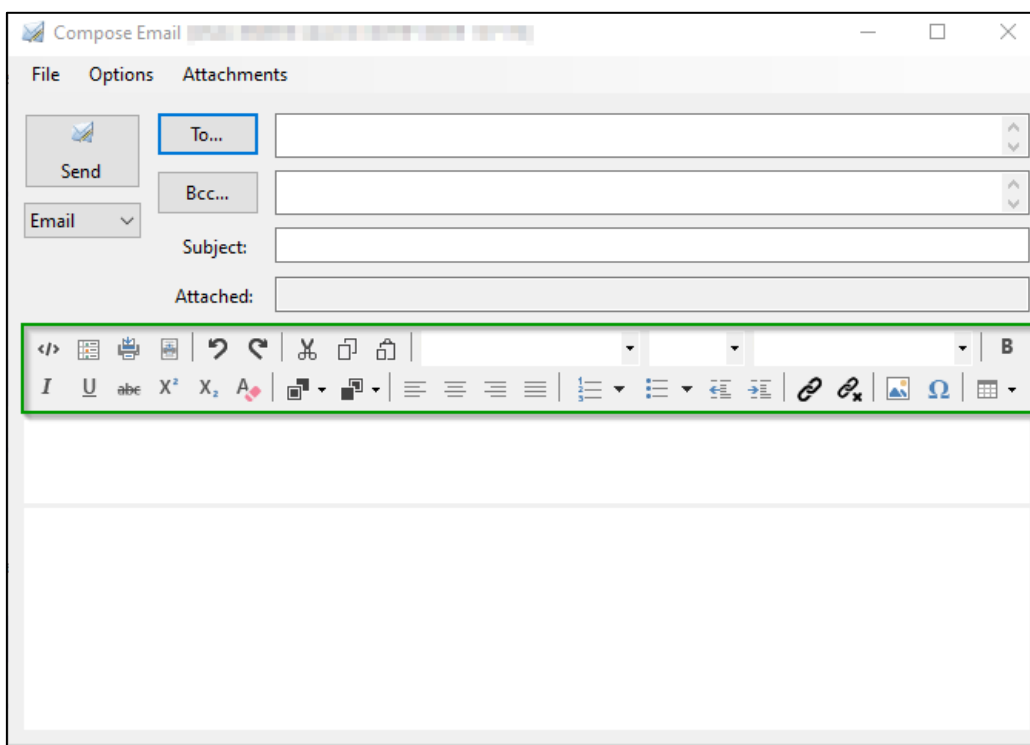
The screenshot shows the 'Permissions for renee.soderlund' dialog box. The 'set bank' tab is selected. In the tree view, 'Permissions' is expanded to 'Menus', and 'Set Bank Account Limits' is checked and highlighted with a green box. The background shows a list of users, with 'renee.soderlund' selected.

2. Communication Enhancements

Enhancements have been carried out to switch to a newer supported version for .Net8. While the core email functionality remains unchanged and users can expect similar results when sending emails, this upgrade introduces expanded formatting capabilities.

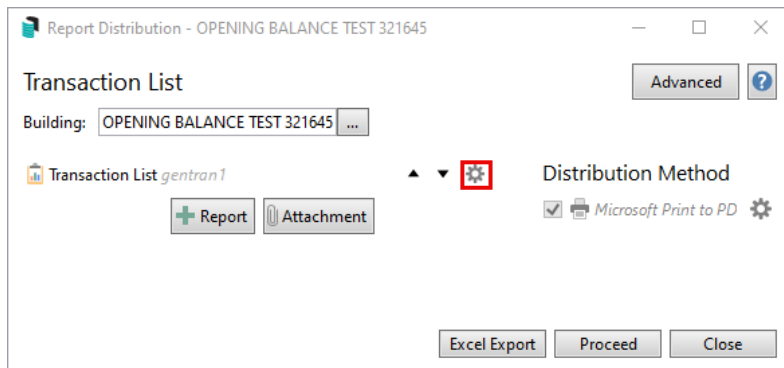
Key Benefits:

- Enhanced compatibility with modern frameworks
- A wider range of font styles now available for email communications and Logs



3. Transaction List (old) – removal

The old transaction list interface has been removed due to using very old functions and reports. The Transaction List icon will now direct to Report Distribution where the user can select the configuration settings to amend templates and some settings. Review more details [here](#).



[Local Transactions](#) is the replacement for a complete general ledger which provides the Search functionality to allow the user to setup and save for a more specific view, export to Excel or PDF Report. Local Transactions also has access to the Report for Transaction List as above.

[Global Transactions](#) can also be used if transactions are required to be reports across Buildings.

What's Better

- Local Transactions Change Code (creditor invoice) – sets tax code to GST inclusive code if creditor is not registered for GST. This has now been resolved
- Management Fees Invoices Report – Performance increased for large data sets.
- Month End Rollover – Able now to post future dated Journals which include Non Mutual Instalment Tax during the Year End Rollover.
- Certificates – Substitute Account Manager override added and multiple extended answers for CERT151 are now supported (Victoria).
- Bank Transaction Reports for SCM clients now show the Bank logos of the top of the Report.
- Taskmax/Accounts Selection – Compliance Status will now display in the Account Code List grid when Compliance is active.
- Month End Rollover will now check if the user has permissions to complete the process including running the status reports.