

Image & Style Standards

IGNITE YOUR PASSION

You are the Face of Frontier

THE POWER OF A PROFESSIONAL LOOK

Embrace your role as a Brand Ambassador

ELEVATE THE BRAND EXPERIENCE

Your Uniform represents the Frontier Brand

WHERE STYLE MEETS SERVICE

Serving Smiles and our Customers

Our Commitment to Care & Professionalism

Welcome to the **Flight Attendant Image & Style Standards**; a comprehensive resource designed to elevate and transform the professional image of our Flight Attendants at Frontier Airlines. As front-line and brand ambassadors, your appearance is a powerful expression of **care and professionalism**, playing a vital role in shaping customers' experiences and perceptions.

These standards reflect our collective commitment to **safety, compliance, and style**, and are essential in fostering our **culture of caring** for our customers. By showing up well-groomed and representing our brand across the industry, we ensure every customer feels welcomed and valued.

This is a pivotal moment in our company's history, where we consciously set these standards to showcase the pride we share in our profession. Embracing these guidelines is a testament to our collective responsibility and commitment to excellence.

We are proud to provide you the flexibility to express yourselves while maintaining uniform standards, ensuring that we look good **together** as a group. By doing so, we continue to elevate our brand and set a new standard across the industry.

Thank you for your dedication to excellence in service and for being part of this collective journey!

Warm regards,

The Frontier Uniform Team

Table of Contents

Introduction	7
Uniform Etiquette	8
Uniform Expectations	9
Professional Standards	10
Personal Electronic Devices	11
Grooming & Appearance	12
Tattoo Policy	13
Hand & Nail Care	14
Hair Standards	16
Makeup Standards	20
Eyewear Standards	21
Jewelry & Piercing Standards	23
Legwear & Socks	25
Alterations & Care	26
Crew ID & Lanyard	27
Wings	28
Pins	29
Service Apron	30
Luggage Standards	31
Purses, Totes, & Backpacks	33
Inclement Weather Gear	35
Holiday Attire	36
Female Uniform Collection	38
Female Footwear Standards	46
Maternity Wear	58
Male Uniform Collection	59
Male Footwear Standards	66
Unisex Sweater Collection	69
Outerwear Collection	70
Belt Standards	71
Additional Appearance Standards	73

Revision Highlights

Revised: July 7, 2025

Image & Style Standards - July 2025 - Effective 07JUL 2025

Page #	Section	Change
5	Accommodation Requests	<ul style="list-style-type: none">Added a note clarifying that shoe accommodations must be sent to Uniforms@FlyFrontier.com instead of HR.Added a general note at the bottom of the page: "Anything not specifically stated in this document is deemed as not approved and may not be worn without the written permission of Inflight Leadership."
17	Hair Standards	<ul style="list-style-type: none">Replaced the hair color palette image with a color swatch palette.Replaced "dreadlocks" with "locs".
21	Eyewear Standards	<ul style="list-style-type: none">Mentioned tortoise design frames as permissible.
23	Jewelry Standards	<ul style="list-style-type: none">Added rose gold as a permissible color for wristwatches.Specified that cartilage piercings are not permissible.
31	Luggage Standards	<ul style="list-style-type: none">Increased the maximum water bottle size from 36oz to 64oz.Added silver/stainless steel as a permissible water bottle color.
35	Inclement Weather Gear	<ul style="list-style-type: none">Added example photos of inclement weather gear.
43	Female Collection: Dressy Vest	<ul style="list-style-type: none">Clarified that the Female Dressy Vest must be worn fully buttoned.
46-56	Female Footwear Standards	<ul style="list-style-type: none">Added wedges as permissible for all female footwear sections.
57	Female Footwear Standards: Orthopedic Shoes	<ul style="list-style-type: none">Split off the female orthopedic shoe section into its own page; added additional details.
64	Male Collection: Dressy Vest	<ul style="list-style-type: none">Clarified that the Male Dressy Vest must be worn fully buttoned.
68	Male Footwear Standards: Orthopedic Shoes	<ul style="list-style-type: none">Split off the male orthopedic shoe section into its own page; added additional details.

Compliance Requirements

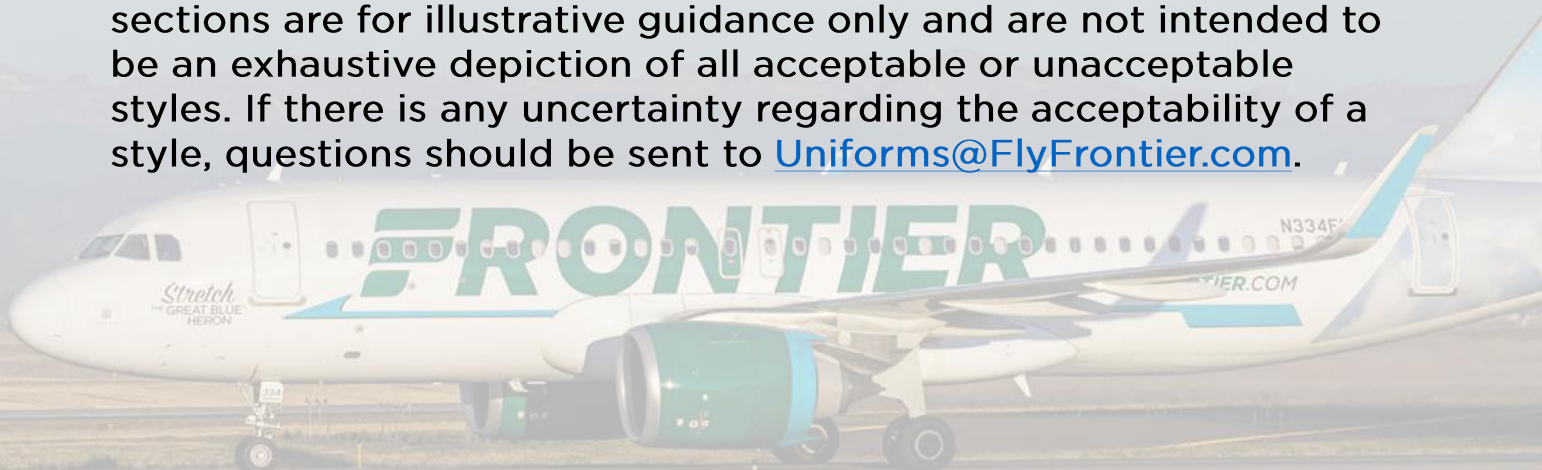
- At Frontier Airlines, we take great pride in our appearance, which is why it's **required** for all Flight Attendants to adhere to the standards outlined in this document.
- Our collective goal is to maintain a consistent brand image and cohesive appearance; to help achieve this, all members of Inflight Leadership are here to support Flight Attendants should there be any questions about uniform compliance. However, it is also Inflight Leadership's duty to address uniform compliance with Flight Attendants, including Leaders from non-operational divisions of Inflight.
- Failure to adhere to the standards outlined in this document may result in corrective action, up to and including termination of employment.

Accommodation Requests

- If for any reason you are unable to adhere to the standards outlined in this document, you should contact the Human Resources team. Religious, ADA and other accommodations may be available pursuant to Frontier policies or applicable laws. Requests should be sent to F9HRCommunications@Flyfrontier.com.
- For orthopedic shoe accommodations, see [page 57](#) for females and [page 68](#) for males.

Example Photos

- Throughout this document, there are sections with example photos depicting acceptable and unacceptable styles. These sections are for illustrative guidance only and are not intended to be an exhaustive depiction of all acceptable or unacceptable styles. If there is any uncertainty regarding the acceptability of a style, questions should be sent to Uniforms@FlyFrontier.com.



You are ***FRONTIER***



The Sky is for Everyone!

The Frontier Airlines uniform collection provides Flight Attendants with a professional, stylish, and comfortable look. The Frontier Flight Attendant uniform represents Frontier's brand and identifies Frontier crewmembers to the traveling public. Each Flight Attendant is responsible for adhering to all uniform and appearance standards outlined in this guide.

Wear your uniform with pride!

Be sure your uniform is clean, freshly pressed, and always presentable. Flight Attendants must be in full compliance with uniform and appearance standards when wearing the uniform (on or off duty).



Proper Etiquette While Wearing the Uniform

Behavior and Conduct

- **Professionalism:** Always conduct yourself with professionalism. Be polite, courteous, and helpful to customers and colleagues.
- **Body Language:** Maintain good posture and avoid slouching. Your body language should convey confidence and approachability.
- **Communication:** Speak clearly and respectfully. Avoid using slang and do not use inappropriate language.

Representation of the Airline

- **Off-Duty Conduct:** When in uniform, even off-duty, you are still representing the airline. Avoid behaviors that could reflect poorly on the airline.
- **Social Media:** Be mindful of your social media presence and always adhere to the Social Media policy outlined in the Employee Handbook.

Interaction with Customers

- **Greeting:** Always greet customers with a smile and a friendly demeanor.
- **Assistance:** Be proactive in offering assistance. Anticipate customers' needs and respond promptly to requests.
- **Conflict Resolution:** Handle conflicts calmly and professionally. Seek to resolve issues amicably using the L.A.S.T. technique.

Uniform Expectations

Unless otherwise communicated, other garments with Frontier logos are not part of the uniform.

Only garments provided by our vendor may be worn while on duty.

Uniform garments must be worn as designed and may not be significantly altered.

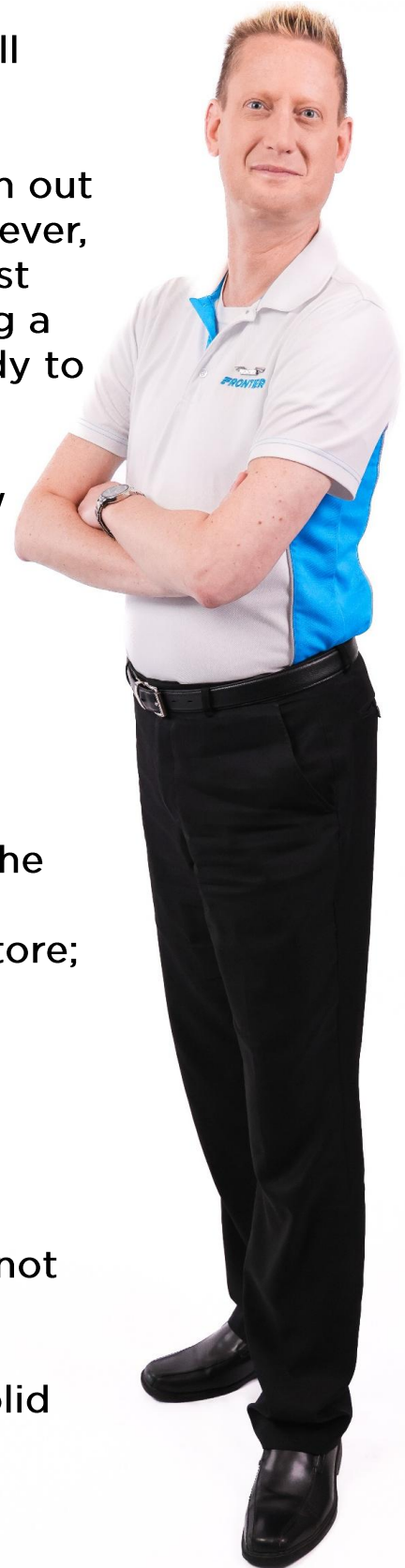


The uniform may only be worn in its entirety; uniform garments may not be worn with personal clothes (except outerwear, see [page 70](#)).



Professional Standards

- ✓ When in public view, the uniform must be in full compliance and professional in appearance.
- ✓ Flight Attendants may relax their uniform when out of public view, such as in the Crew Room. However, when on Ready Reserve, Flight Attendants must remain primarily in uniform (e.g., only removing a scarf or tie, untucking a shirt, etc.) and be ready to assist the operation promptly.
- ✓ Chewing gum is never permitted in public view while in uniform.
- ✓ The use of tobacco, including e-cigarettes and vape pens, is only permitted while seated in designated smoking areas.
- ✓ Consuming alcoholic beverages or any action potentially observed by customers to involve the consumption of alcohol (e.g., sitting at a bar, including to consume food; entering a liquor store; etc.) is never acceptable at any time while in uniform.
- ✓ Flight Attendants may never gamble while in uniform.
- ✓ Current uniform accessories or garments may not be sold or donated to non-Frontier employees.
- ✓ If worn, face masks may only be solid black, solid white, cyan blue, or company-issued.



Personal Electronic Devices (PEDs)

Personal Electronic Devices (PEDs) may be used during non-critical phases of flight to review company-related communications and information.

PEDs may never be used during critical phases of flight, including boarding and deplaning (except for use of FlyTab devices to conduct cabin counts or access flight information in accordance with published policies and procedures).

Please refer to the Flight Attendant Manual (FAM) for a complete PED policy.



Headphones & earbuds may never be worn while in uniform in the view of customers (e.g., in the terminal) or on the aircraft while customers are onboard (except while commuting or deadheading).

Grooming & Appearance

- ✓ Personal cleanliness and hygiene must always be maintained.
- ✓ Aftershave, cologne, and perfume may be used if applied sparingly.
- ✓ Appropriate undergarments must be worn but not visible. White, nude, or flesh-toned undergarments or undershirts must be worn with white shirts.
- ✓ Hosiery and/or socks must be worn.
- ✓ All forms of body piercing (except earrings, see [page 23](#)) must not be visible when wearing the Flight Attendant uniform and on duty or traveling to/from duty in uniform.
- ✓ Dental retainers must be gum-tone or clear. Braces should be clear or silver in color.
- ✓ Hair must be clean, deodorant must be used, and teeth must be clean and in good condition.



Tattoo Policy

- ✓ Flight Attendants may not have tattoos on the hands or anywhere above the collar bone (e.g., neck, face, behind the ear). All other tattoos must never be visible and may not be covered with bandages or a compression sleeve when wearing the Flight Attendant uniform.
- ✓ The normal duties of a Flight Attendant include stretching, reaching, and bending. During these times, tattoos may not be exposed, even if briefly.
- ✓ If a Flight Attendant has a tattoo that may become briefly exposed during the normal course of duties (e.g., a tattoo on the forearm, wrist, leg, or ankle), it must be covered by makeup and may not be covered with bandages or tattoo sleeves.
- ✓ Makeup must match the Flight Attendant's skin tone and should be applied conservatively (i.e., no "caking" or "flaking").
- ✓ Makeup must be waterproof to prevent transferring to and soiling the uniform garment.
- ✓ Makeup may only be used to cover tattoos that are primarily covered by a uniform garment but could become briefly exposed.
- ✓ Makeup may not be used to cover tattoos on the hands or anywhere above the collar bone.

Hand & Nail Care

- ✓ Hands and fingernails must always be kept clean and well-manicured.
- ✓ Nails may be thematically painted for approved holidays (see [page 36](#)).
- ✓ Nail charms, adornments, gemstones, and chrome designs are not permitted (including for holidays).





Permissible Colors
White, nude, light pink, medium pink, red, maroon, gray, cyan blue, or French manicure

0.75"
max. length
Square, rounded, or almond-shaped only


Hand & Nail Care

Examples of **acceptable** and **unacceptable** nail designs:



Hair Standards


- ✔ Hair (including wigs, toupees, or hairpieces) must always be kept clean, neat, and professional. Messy buns are not permitted.
 - A messy bun is defined as a relaxed updo where the hair is loosely gathered and secured, with strands left out to create a casual, tousled appearance. It is typically styled by twisting or loosely pinning the hair into a bun rather than creating a polished look.
- ✔ To prevent vision obstruction, front bangs must be no longer than the top of the brow and side bangs may not be placed in the front of the face.
- ✔ Hair length that falls below the middle of your shoulder blades (or the top of the wing pin) must be tied back. Loose front strands must be tied/fastened back.
- ✔ Side ponytail and pigtail styles are not permitted.
- ✔ Gemstones, claw clips, athletic headbands, or do-rags are not permitted.
- ✔ Headscarves (including wraps and hijabs) must be approved by HR (see [page 5](#)). If approved, garments should be solid black and may not extend beyond the Frontier Logo / Wing pin.



Hair Standards



Hair colors must fit within the range of this palette:



Note: Hair may not exceed two (2) colors within this palette.



Extreme hair colors, transitions in color, and/or exaggerated root growth are not permitted.



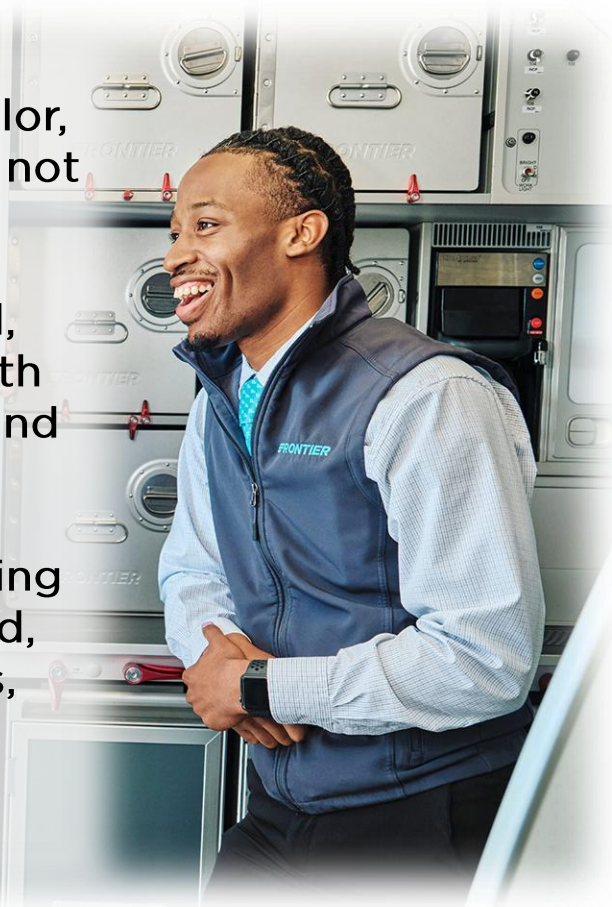
Extreme hairstyles are not permitted, including extreme transitions in length (e.g., shaved sides with a hard part and long hair on top).



Hair may be of a natural look, including styles that are tightly coiled or curled, worn in locs, cornrows, twists, braids, Bantu knots, or Afros.



Fully shaved head is permissible.




Hair Standards

- ✓ Hair should be styled appropriately for business and appear professional.
- ✓ Facial hair may not exceed one (1) inch in length and must be maintained in a clean, neat, and well-groomed condition.





Hairstyle/length/volume must not interfere with a Flight Attendant's duties and responsibilities or in the use of emergency equipment.



Hair Standards



Examples of **unacceptable** hairstyles:



Makeup Standards

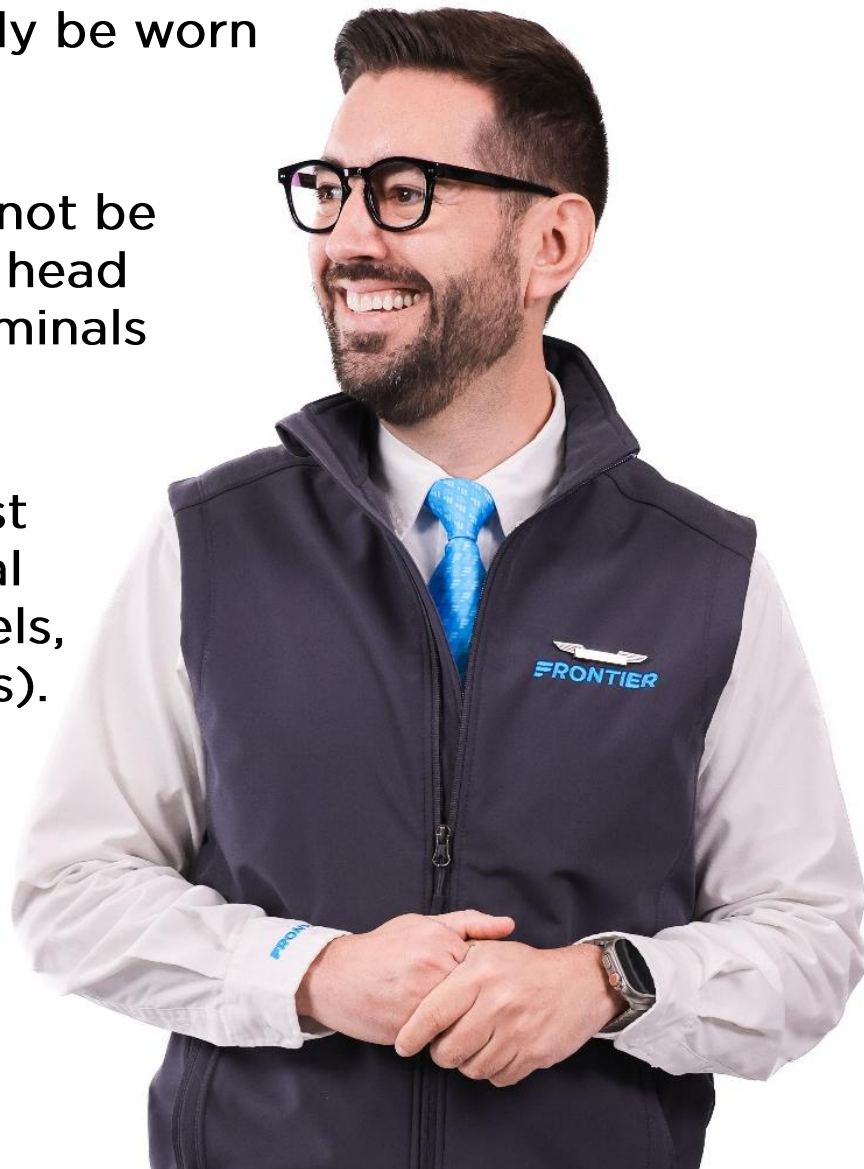
- ✓ If worn, makeup should be professional, tasteful, and complementary to the Flight Attendant uniform.
- ✓ A fresh appearance should always be maintained while in uniform and, if makeup is worn, it should be freshened as necessary out of view of customers.

Lipstick colors must fit within the range of this palette.



Eyewear Standards

- ✓ Eyeglasses and sunglasses must be plain or business-like (tortoise design is permissible). Extreme colors or frame designs are not permitted.
- ✓ Glasses may be suspended from the neck by a thin, black or silver cord or chain.
- ✓ Sunglasses may only be worn outdoors.
- ✓ Sunglasses should not be worn on top of the head when in airport terminals or on the aircraft.
- ✓ Contact lenses must be clear or a natural color (browns, hazels, greens, blues, greys).



Eyewear Standards

Examples of **acceptable** and **unacceptable** eyewear:

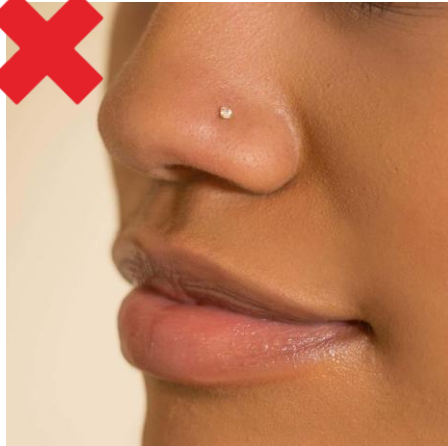

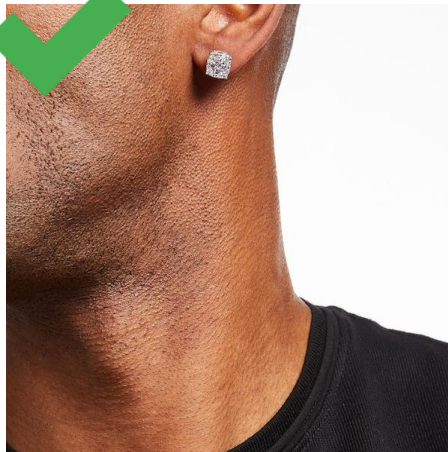


Jewelry & Piercing Standards

- ✓ A wristwatch (max. 2" diameter) is required and must always be worn while in uniform. Watch faces and bands must be white, yellow gold, rose gold, silver, gray, black, brown, beige, or cyan blue.
- ✓ Bracelets may be worn according to the following:
On the wrist without a watch: Max. two (2) bracelets.
On the wrist with a watch: Max. one (1) bracelet, plus the watch.
- ✓ Bracelets may not exceed 1" in thickness.
- ✓ A maximum of two (2) rings may be worn on each hand (engagement/wedding rings count as one)
- ✓ Earrings may be worn as either a single earring in one ear lobe or a pair of matching earrings, one in each ear lobe. No more than two (2) earrings may be worn in each ear lobe. Earrings may not be larger than one (1) inch in diameter, and large hoop earrings are not permitted.
- ✓ Gauges, cuffs, and cartilage piercings are not permitted. Ear lobes may not have large holes from previous gauge usage.
- ✓ Nose and tongue piercings/jewelry of any style (including clear retainer plugs) are not permitted.
- ✓ A single strand of pearls or a single chain of gold, silver, or mixed metal may be worn inside the shirt/blouse or dress collar.
- ✓ Dangling objects or adornments more than one (1) inch in diameter attached to a necklace are not permitted.

Jewelry Standards

Examples of **acceptable** and **unacceptable** jewelry:



Legwear & Socks



Legwear (hosiery) or socks must always be worn while in uniform.



Socks must be black in color and may only be worn with uniform pants. “Fun” socks are permissible if animal or aviation themed and workplace appropriate. “Fun” socks may not have any text or words.



Sheer support hose must be skin tone or black in color, as well as seamless and without pattern or texture.

Alterations & Care

- ✓ Alterations must adhere to the Image & Style Standards and not significantly alter the intended garment design.
- ✓ Frontier Airlines does not cover the cost of alterations.
- ✓ Altered uniform pieces may not be returned to the uniform vendor.
- ✓ Care instructions are provided for each uniform collection piece. Flight Attendants should follow the recommended care instructions to ensure garments remain in excellent condition.
- ✓ Garments that do not fit properly must be replaced accordingly.

Skirts and dresses may be altered in the waist and hemmed no more than two (2) inches above or below the knee.



Crew ID & Lanyard

- ✓ A valid Frontier Crew badge must be worn upright on the outermost garment at or above waist level while in the airport.
- ✓ A clear plastic (colorless) or solid black ID holder may be worn.
- ✓ Lanyards must be company or AFA-issued. All lanyards must be breakaway.
- ✓ Lanyards, badges and ID holders may not have stickers, animal cards, bedazzling, or any other type of personalization.
- ✓ A solid black, white, or silver badge clip is permissible. Badge clips may only be placed on a pocket or belt loop and may not be placed on the collar or sleeve.
- ✓ Badges, lanyards, and clips may be removed when onboard the aircraft while the MCD is closed.





Wings



Frontier Airlines-issued wings are part of the uniform collection and must always be worn upright and visible on the outermost garments' left-hand side on the grommet hole.



Newly hired Flight Attendants will be provided with one (1) set of wings. Additional sets of wings may be purchased through HPI or in base.

Pins



Up to four (4) total pins may be worn:

- Pins must **only** be Company-issued, AFA-issued (max. 2), or approved holiday pins.
- Company-issued and approved holiday pins may only be worn on the lanyard, never on uniform garments.
- A maximum of two (2) AFA-issued pins may be worn: one AFA logo pin and one AFA Celebration pin.
- The AFA-issued pin(s) may be worn on either the lanyard or the uniform garment.
- If worn on the uniform garment, the AFA-issued pin(s) must be placed within one inch of the wings/Frontier logo (above, below, or on the side).
- Pins may not exceed 1" in size.
- Pins on the lanyard must be distributed between the left and right straps (e.g., 2 pins on the left and 2 pins on the right, not 4 pins stacked on one side).



Inflight Support Coaches may wear the Inflight Support Coach pin on the uniform centrally above the wings. The Inflight Support Coach pin counts towards the maximum allotment of pins.



Service Apron

- ✓ Unless otherwise communicated, only the Frontier-branded black apron with cyan-blue embroidery is permitted.
- ✓ The apron may be worn in-flight but not during boarding, deplaning, or the safety demonstration.
- ✓ Up to three (3) pins or buttons may be worn on the service apron. Pins and buttons must **only** be Company-issued, AFA-issued, or approved holiday pins or buttons. No more than one (1) AFA pin or button may be worn on the service apron. Pins worn on the service apron do not count towards the maximum allotment of pins on the lanyard (see [page 29](#)).

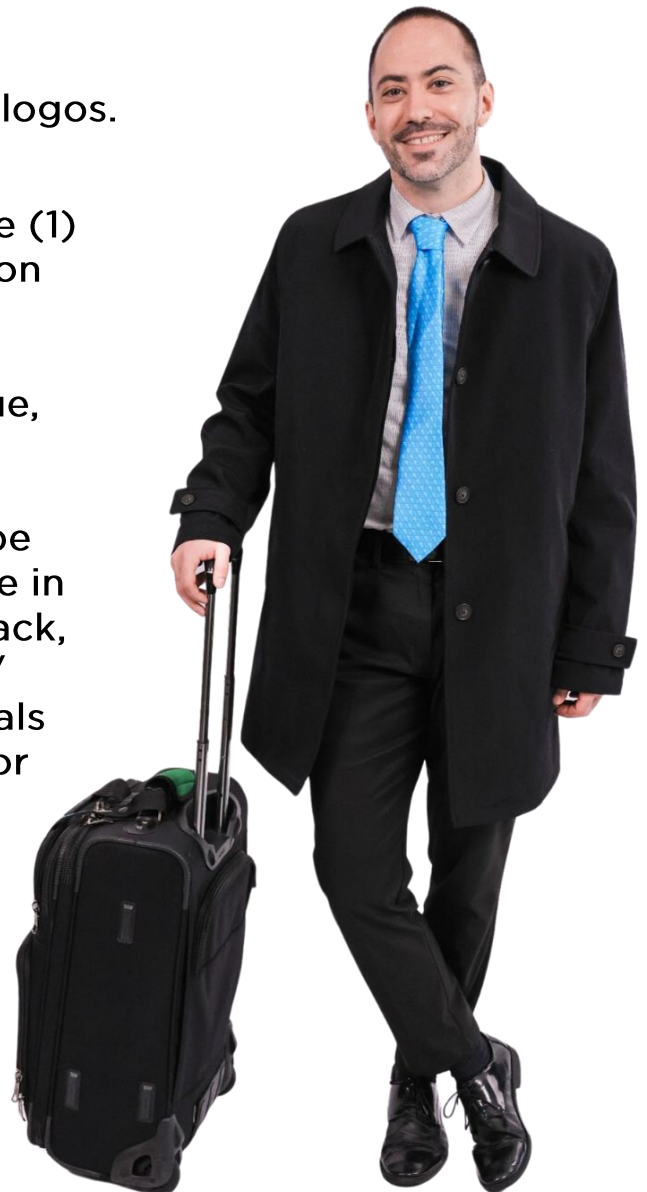


Luggage Standards

- ✓ Flight Attendants can select where to purchase luggage and are responsible for all expenses associated with the purchase, replacement, or repair of luggage.
- ✓ All luggage, luggage wheels, and lunch totes must be solid black and may not have flashing or lighted wheels.
- ✓ Stickers, decals, trinkets, or buttons may not be placed on the luggage.
- ✓ All luggage must be free of large logos.
- ✓ Up to one (1) luggage tag and one (1) Velcro handle wrap may be used on the roller bag. Luggage tags and handle wraps must be aviation-themed and may only be cyan blue, green, or black in color.
- ✓ A water bottle (max. 64oz) may be carried or affixed to luggage while in uniform. Water bottles may be black, white, cyan blue, green, or silver / stainless steel. Any stickers / decals on water bottles must be animal or aviation themed and workplace appropriate.



Luggage may be softshell or hardshell but must always be solid black in color. Luggage must not exceed 22" x 16" x 12" in dimension.











Luggage Standards

Examples of **acceptable** and **unacceptable** luggage:



Purses, Totes, & Backpacks



-  Purses, totes, and backpacks are permissible in solid black material with black, silver, or gold hardware/stitching.
-  Backpacks must be of a professional or business style. Hiking and athletic-style backpacks are not permitted.
-  Backpack-style purses and fanny packs are not permitted.
-  Purses must be of a professional style and in good condition. Purses should be made of smooth leather or leather-like material and should be medium or smaller in size.
-  Purses may only be carried by hand, on the arm, or on the shoulder. Purses may not be worn across the body.
-  Excessive “bling” hardware (e.g., studs, fringe, clasps, or large decorative hooks), brand labels embossed or monogrammed on the bag (e.g., Chanel, Coach, Louis Vuitton, etc.), patent leather or fabric are not permitted.
-  The total number of bags a Flight Attendant may carry (including roller bag, totes, purses, lunch bags, and backpacks) may not exceed three (3).
-  Flight Attendants may not carry shopping bags from outside the airport (e.g., Target, Walmart, Natural Grocers, etc.) while in uniform. It is permissible to carry shopping bags provided by airport concessions when purchasing food within the airport.

Purses, Totes, & Backpacks

Examples of **acceptable** and **unacceptable** purses, totes, and backpacks:



Inclement Weather Gear

- ✓ Frontier's outerwear collection consists of the soft-shell jacket & vest, the puffer jacket & vest, and the peacoats. (details on [page 70](#)). **Flight Attendants may not wear their own personal jackets/coats.**
- ✓ Knee or ankle-high inclement weather boots (black in color) are permitted during inclement weather conditions. Exterior fur-trimmed boots, "Ugg"-style boots, lace-up boots and over the knee boots are not permitted.
- ✓ Weather-appropriate footwear may be only worn when transitioning to the airport terminal or to/from the aircraft. The weather appropriate footwear must be removed once inside the airport terminal.
- ✓ Gloves, earmuffs, knit winter hats, and umbrellas must be solid black in color and be free of all logos. These items may not be worn/used once inside the airport terminal.



Holiday & Special Occasion Attire

A crewmember must be easily identified as a Flight Attendant; accessories may not interfere with routine safety and cabin duties. All holiday accessories must be workplace appropriate.

Holiday accessories (scarves, ties, socks, jewelry, lanyards, and pins) and holiday nails (see [page 14](#)) are permitted on the following holidays:

- Valentine's Day (February 14)
- St. Patrick's Day (March 17)
- Easter (from the Monday before Easter through Easter Sunday)
- Memorial Day
- Independence Day (July 4)
- Frontier Airlines' Birthday (July 5)
- Breast Cancer Awareness Month (October)
- Halloween (October 31)
- Veteran's Day (November 11)
- Thanksgiving (November 18-30)
- Winter holiday season (December 1 – January 6)
- Tropical Shirt Week (Varies annually)
- Any other celebration communicated by the Company



Holiday & Special Occasion Attire

Examples of **acceptable** and **unacceptable** holiday attire:



A woman with dark hair tied back, wearing a dark blue Frontier Airlines uniform with a blue scarf featuring the Frontier logo. She is standing in an airplane cabin, with her hand resting on a white overhead storage bin. The background shows the interior of the plane, including a door and storage bins.

Female Uniform Collection

July 2025

Cyan Blue Scarf & Tie

- ✓ Only the uniform cyan blue scarf or tie may be worn (except for Holiday & Special Occasion Attire, see [page 36](#)).
- ✓ The scarf may only be worn tied around the neck or under the shirt's collar. The scarf may not be worn as a head bandana or headpiece. Only one uniform scarf may be worn at a time.
- ✓ Scarf rings are not permitted.
- ✓ The tie must be tied in a conservative knot (Windsor knot is recommended). Bow ties are not permitted.
- ✓ A solid, plain, conservative-style tie bar or tack may be worn in silver or gold.



Female Collection: Tops

White Shirts

The White Shirt is available in long sleeve, short sleeve, and $\frac{3}{4}$ sleeve variants. All versions may be worn with the following uniform collection pieces:

- Female uniform pants
- Black Skirt
- All female/unisex sweaters & vests
- All female/unisex outerwear
- Cyan Blue Scarf or Cyan Blue Tie (required)

The $\frac{3}{4}$ sleeve version may be worn untucked. Short and long sleeve versions must be worn tucked.



Pincheck Shirts

The Pincheck Shirt is available in short sleeve and $\frac{3}{4}$ sleeve variants. Both versions may be worn with the following uniform collection pieces:

- Female uniform pants
- Black Skirt
- All female/unisex sweaters & vests
- All female/unisex outerwear
- Cyan Blue Scarf or Cyan Blue Tie (optional)

Pincheck Shirts may be worn untucked.



Female Collection: Tops



Polo Shirt

The Polo Shirt is available in solid white and white with blue accents. Both versions may be worn with the following uniform collection pieces:

- Female uniform pants
- Black Skirt
- All female/unisex sweaters & vests
- All female/unisex outerwear

Polo Shirts may be worn untucked. The Cyan Blue Scarf and Cyan Blue Tie may not be worn with the Polos.



Gray with Cyan Piping Shell

The Gray with Cyan Piping Shell may be worn with the following uniform collection pieces:

- Female uniform pants
- Black Skirt
- Gray with Cyan Piping Sweater
- All female/unisex outerwear
- Cyan Blue Scarf (required)

The Gray with Cyan Piping Shell may not be worn over any other uniform shirt.



Female Collection: Sweaters & Vests

Note: Uniform sweaters & vests must be worn over a uniform top/dress and may not be draped over/across shoulders or tied around the waist.

Charcoal Open Cardigan

The Charcoal Open Cardigan may be worn with the following uniform collection pieces:

- Female uniform pants
- Black Skirt
- Black with Cyan Piping Dress
- All female uniform tops
- All female/unisex outerwear



Black Cardigan Sweater

The Black Cardigan Sweater may be worn with the following uniform collection pieces:

- Female uniform pants
- Black Skirt
- Black with Cyan Piping Dress
- All female uniform tops
- All female/unisex outerwear



Female Collection: Sweaters & Vests

Gray with Cyan Piping Sweater

The Gray with Cyan Piping Sweater may be worn with the following uniform collection pieces:

- Female uniform pants
- Black Skirt
- All female uniform tops
- All female/unisex outerwear

The Gray with Cyan Piping Sweater may not be worn with the dress.



Dressy Vest

The Dressy Vest may be worn with the following uniform collection pieces:

- Female uniform pants
- Black Skirt
- All female uniform tops
- All female/unisex outerwear

The Dressy Vest must be worn fully buttoned and may not be worn with the dress.




Female Collection: Pants & Skirt

Female Pants

Only Frontier Uniform pants purchased through HPI may be worn. The Female Pants are available in slim fit and straight leg variants. Pants must be hemmed to a length that touches the top of the shoe. Pants may not be cuffed, significantly tapered, or pegged.

The Female Pants may be worn with the following uniform collection pieces:

- All female uniform tops
- All female/unisex sweaters & vests
- All female/unisex outerwear



Skirt

Only the Frontier Uniform skirt purchased through HPI may be worn. The Skirt may be worn with the following pieces:

- All female uniform tops
- All female/unisex sweaters & vests
- All female/unisex outerwear

The skirt may not exceed two (2) inches above or below the knee.



Female Collection: Dress

Black with Cyan Piping Dress



The Black with Cyan Piping Dress may be worn with the following pieces:

- Charcoal Open Cardigan Sweater
- Black Cardigan Sweater
- All female/unisex outerwear (except the soft-shell vest and the puffer vest)

A scarf is required with the dress.

Undershirts must not be visible with the dress.








The dress may not exceed two (2) inches above or below the knee.



The **Charcoal Open Cardigan** and the **Black Cardigan Sweater** are the only sweaters that may be worn with the dress.

Female Footwear Standards

Shoes with Uniform Pants

-  When wearing Uniform Pants, female Flight Attendants may only wear loafers, heels, wedges, or dress half-boots (see [page 52](#) for guidelines on boots). Flats are not permitted outside the aircraft (see [page 55](#) for onboard service shoe standards).
-  All shoes must be closed-toe with a heel or wedge, made of solid black leather (or leather-like) material, polished, and in good repair. Patent leather is permissible for loafers.
-  Shoe heels or wedges must be black in color. Heel/wedge height is a minimum of ½ inch and a maximum of three (3) inches. Platform heels/wedges are not permitted.
-  Shoes may have a buckle on the top or side of the shoe as an adornment in black, silver, or gold tone and no larger than one (1) inch. Tassels/fringes are not permitted.
-  Mary Jane shoes are permissible but may not be of a chunky, rugged, or platform style.
-  Suede, ankle strap, athletic/tennis shoes, clog-style shoes, Dansko-style shoes, Croc-style shoes and ballerina-style slippers are not permitted.
-  Stitching on shoes must not be embellished, ornamental, or in contrasting color.

Female Footwear Standards

Shoes with Uniform Pants

Examples of **acceptable** shoes:



Female Footwear Standards

Shoes with Uniform Pants

Examples of **unacceptable** shoes:



Female Footwear Standards

Shoes with Uniform Skirt or Dress

- ✔ When wearing the Uniform Skirt or Dress, female Flight Attendants may only wear heels, wedges, loafers, or knee-high boots (see [page 52](#) for guidelines on boots). Flats are not permitted outside the aircraft (see [page 55](#) for onboard service shoe standards).
- ✔ All shoes must be closed-toe with a heel or wedge, made of solid black leather (or leather-like) material, polished, and in good repair. Patent leather is permissible for loafers.
- ✔ Shoe heels or wedges must be black in color. Heel/wedge height is a minimum of ½ inch and a maximum of three (3) inches. Platform heels/wedges are not permitted.
- ✔ Shoes may have a buckle on the top or side of the shoe as an adornment in black, silver, or gold tone and no larger than one (1) inch. Tassels/fringes are not permitted.
- ✔ Mary Jane shoes are permissible but may not be of a chunky, rugged, or platform style.
- ✔ Suede, ankle strap, athletic/tennis shoes, clog-style shoes, Dansko-style shoes, Croc-style shoes and ballerina-style slippers are not permitted.
- ✔ Stitching on shoes must not be embellished, ornamental, or in contrasting color.

Female Footwear Standards

Shoes with Uniform Skirt or Dress

Examples of **acceptable** shoes:



Female Footwear Standards

Shoes with Uniform Skirt or Dress

Examples of **unacceptable** shoes:



Female Footwear Standards

Boots



Dress half boots may be worn year-round with the Uniform Pants only.

- Dress half boots must be worn under the uniform pant legs and not with the pants tucked into them.



Knee-high boots may be worn from Labor Day to Memorial Day with the Uniform Skirt and Dress only.

- Knee-high boots may not be higher than the bottom of the knee.



The following guidelines apply to all boots (dress half boots, and knee-high boots) –

- Must be of a professional style, with a closed toe and heel or wedge, made of plain, black leather (or leather-like) material.
- Zippers must be concealed on the inside of the boot.
- Boot heels/wedges must be black in color.
- Heel/wedge height is a minimum of one (1) inch and a maximum of three (3) inches. Platform boots are not permitted.
- Boots may not be suede, embossed leather, animal texture, patent leather, or exotic leather.
- Boots may only have a buckle on the side of the boot in black, silver, or gold tone and no larger than two (2) inches. No other adornments are permitted (e.g., bows, buttons, tassels, fringes etc.).
- Cowboy boots, combat-style, chunky heels/soles, riding-style*, work boots, Doc Martin-style, Ugg-style, rain boots, thigh-high or lace-up boots are not permitted.

* Riding-style boots have a dip in front and behind the knee with additional height on the sides of the knee (see [page 53](#)).

Female Footwear Standards

Boots

The following are example of **acceptable** boots:



Dress half boots (year-round; for uniform pants only).



Knee-high boots (from Labor Day to Memorial Day; for uniform skirt and dress only).

Female Footwear Standards

Boots

Examples of **unacceptable** boots:



Female Footwear Standards

Onboard Service Shoes

- ✓ Onboard service shoes are optional and must be of a professional style, with a closed toe and heel/wedge, made of solid black leather (or leather-like), polished, and in good repair.
- ✓ Onboard service shoes must have a minimum heel / wedge height of ¼ inch and a solid, rubber sole / bottom. Heels and wedges must be black in color.
- ✓ Onboard service shoes must be plain (no adornment) and may only be worn after take-off and before landing.
- ✓ Roll-up ballerina-style flats or slipper-type shoes, regardless of minimum heel height, are not permitted.
- ✓ Athletic style shoes/boots, open heel clogs, and mules are not permitted.

Female Footwear Standards

Onboard Service Shoes

Examples of **acceptable** and **unacceptable** shoes:



Female Footwear Standards

Orthopedic Shoes

- ✓ Flight Attendants must have approval from the Uniform team to wear Orthopedic Shoes.
- ✓ Requests for Orthopedic Shoe accommodations must be sent to Uniforms@FlyFrontier.com.
- ✓ The Uniform team will provide the Flight Attendant with a Frontier Airlines Medical Accommodation Form to be completed by the Flight Attendant's health care provider.
- ✓ The completed Medical Accommodation Form must be returned to Uniforms@FlyFrontier.com along with a photo of the shoes requesting to be worn.
- ✓ Orthopedic shoes must be black in color and are subject to approval by the Uniform team.
- ✓ Unless otherwise stated on the Medical Accommodation Form, all orthopedic shoe accommodations will be valid for one (1) year from the date of approval. Flight Attendants must recertify annually, as necessary.
- ✓ Orthopedic shoes may only be worn with the Uniform Pants and may not be worn with the Uniform Dress or Skirt.
- ✓ All other accommodation requests (e.g., religious accommodations) must be sent to F9HRCommunications@FlyFrontier.com (see [page 5](#))

Note: Frontier Airlines does not cover any costs associated with orthopedic shoes.

Maternity Wear

The Pincheck Shirt is available in maternity fit.

Additionally, the following garments may be worn with the approval of Inflight leadership during pregnancy only:

- A plain, black maternity dress that does not exceed two (2) inches above or below the knee.
- A solid, black skirt or pants that adhere to the skirt and pant standards.
- A solid white maternity fit button shirt.
- The Frontier cyan blue scarf or cyan blue tie is required with all maternity garments.

The Company will reimburse up to \$100 for maternity uniform garments; receipts must be submitted via COUPA.

- Please reach out to Uniforms@FlyFrontier.com for maternity garment approval and instructions on reimbursement of the garment/s.

A man with glasses, wearing a white short-sleeved shirt, a blue patterned tie, and a dark blue zip-up vest with the 'FRONTIER' logo on the left chest, stands in front of a row of white aircraft storage bins. He is holding a blue smartphone in his hands. The bins have 'FRONTIER' printed on them and a red 'No Entry' sign is visible on the left. The entire image has a light blue tint.

Male Uniform Collection

July 2025

Cyan Blue Tie

- ✓ Only the uniform cyan blue tie may be worn (except for Holiday & Special Occasion Attire, see [page 36](#)).
- ✓ The tie must be tied in a conservative knot (Windsor knot is recommended). Bow ties are not permitted.
- ✓ When wearing the tie, the top button of the shirt must remain buttoned, with the tie always pulled snugly to the neckline.
- ✓ A solid, plain, conservative-style tie bar or tack may be worn in silver or gold.




Male Collection: Tops

Short & Long Sleeve White Shirts

The Short & Long Sleeve White Shirts may be worn with the following pieces:

- Male Pants
- Male Dressy Vest
- All Unisex Sweaters/Vests
- All Male/Unisex Outerwear
- Cyan Blue Tie (required)

The White Shirts must be worn tucked and with a tie.



Male Collection: Tops

Short & Long Sleeve Pincheck Shirts

The Short & Long Sleeve Pincheck Shirts may be worn with the following pieces:

- Male Pants
- Male Dressy Vest
- All Unisex Sweaters/Vests
- All Male/Unisex Outerwear
- Cyan Blue Tie (optional)

The Pincheck shirts must be worn tucked.
The tie is optional.



Male Collection: Tops

Polo Shirt

The Polo Shirt is available in solid white and white with blue accents. Both versions may be worn with the following uniform collection pieces:

- Male Pants
- All Unisex Sweaters/Vests
- All Male/Unisex Outerwear

Polo shirts must be worn tucked (a loose-style tuck is permissible) and may not be worn with a tie.




Male Collection: Vest

Dressy Vest

The Dressy Vest may be worn with the following pieces:

- Male pants
- All male uniform tops
- All male/unisex outerwear

The Dressy Vest must be worn fully buttoned over a male uniform top.



Male Collection: Pants



- ✓ The Male Pants are to be worn with all Male uniform outfits. **Only Frontier Uniform pants purchased through HPI may be worn.**
- ✓ Pants must be hemmed to a length that touches the top of the shoe.



Male Footwear Standards

Shoes and Boots

- ✓ Male Flight Attendants may only wear loafers (slip-on), oxford-style shoes (laced), or dress boots.
 - Dress boots must be worn under the uniform pant legs and not with the pants tucked into them.
- ✓ Shoes and boots must be closed-toe with a heel, made of solid black leather (or leather-like) material, polished, and in good repair.
- ✓ Flight attendants may not wear shoes with a rugged, chunky rubber heel with ridges (e.g., work shoes, hiking shoes, etc.)
- ✓ Shoe and boot heels must be the same color as the shoe. Heel height is a minimum of ½ inch and a maximum of two (2) inches.
- ✓ Shoes may have a buckle on the top or side of the shoe as an adornment in black, silver, or gold tone and no larger than one (1) inch. Tassels/fringes are not permitted.
- ✓ Suede, athletic/tennis, clog-style, cowboy boot, Dansko-style and Croc-style shoes are not permitted.
- ✓ Stitching on shoes and boots cannot be embellished, ornamental, or in contrasting color.
- ✓ Eyelet wingtip shoes and penny loafers are permitted.








Male Footwear Standards

Examples of **acceptable** and **unacceptable** male shoes:



Male Footwear Standards

Orthopedic Shoes

-  Flight Attendants must have approval from the Uniform team to wear Orthopedic Shoes.
-  Requests for Orthopedic Shoe accommodations must be sent to Uniforms@FlyFrontier.com.
-  The Uniform team will provide the Flight Attendant with a Frontier Airlines Medical Accommodation Form to be completed by the Flight Attendant's health care provider.
-  The completed Medical Accommodation Form must be returned to Uniforms@FlyFrontier.com along with a photo of the shoes requesting to be worn.
-  Orthopedic shoes must be black in color and are subject to approval by the Uniform team.
-  Unless otherwise stated on the Medical Accommodation Form, all orthopedic shoe accommodations will be valid for one (1) year from the date of approval. Flight Attendants must recertify annually, as necessary.
-  All other accommodation requests (e.g., religious accommodations) must be sent to F9HRCommunications@FlyFrontier.com (see [page 5](#))

Note: Frontier Airlines does not cover any costs associated with orthopedic shoes.

Unisex Sweater Collection

Frontier's unisex sweater lineup consists of the Quarter-Zip Sweater, Full-Zip Sweater, and V-Neck Sweater Vest. Unisex sweaters must be worn over a uniform top and may not be draped over/across shoulders or tied around the waist.

Unisex sweaters may be worn with the following pieces:

- All male and female uniform shirts
- All male and female uniform pants
- All female/unisex outerwear
- Females: Black Skirt

Unisex sweaters may not be worn with the dress. Personal sweaters may never be worn with the uniform.



Outerwear Collection

Frontier's outerwear collection consists of the soft-shell jacket & vest, the puffer jacket & vest, and the peacoats / trench coats.

The Outerwear Collection may be worn year-round over all uniform pieces (restrictions apply to the Dress, see [page 45](#)) but may not be worn alone, draped over/across shoulders, or tied around the waist. **Personal outerwear may never be worn with the uniform.**

It is permissible to wear the Outerwear Collection out of uniform while deadheading, commuting, on a layover, attending training, or participating in a work-related event.



Male & Female Belt Standards

A solid black leather belt with a black, silver, or gold buckle must be worn with all uniform pants. An optional Frontier “Flying F” buckle and belt is available through the uniform provider.

- Belt buckles must be simple in design and may not be larger than two (2) inches in width.
- Belts must be solid black leather and may not be made of braided, woven, tooled, or animal texture leather.
- Belts may not have any monograms, patterns, or brand-name buckles (e.g., GG, LV, MK, etc.).
- Belts may not be worn with the Dress or Skirt.
- Suspenders are not permitted.



Ordering Uniforms

Additional or replacement uniform pieces may be ordered at anytime through www.FrontierUniforms.com.

1. Access www.FrontierUniforms.com and enter your 6-digit employee ID number and password. **First time users will need to Register and create an account.**
2. Once logged-in, select the uniform pieces you wish to purchase.
3. Once you have selected the quantity and size for your uniform pieces select **Add to Cart** or **Add to cart and View cart** to review the cart.
4. Select **Check out** once ready to finalize the order.
5. The next page will ask for the shipping details. Enter the address where you want the uniform delivered and then select **Continue** with existing address.
6. Next, you will be directed to enter your credit card details to finish the order. Select **Place order** to finalize at which time you will receive a tracking number. The tracking number may be used to track your order at any time on the uniform ordering page.
7. For any issues with ordering or with the received items, please email Uniforms@FlyFrontier.com, call 800-729-9050, or use the chatbot feature on the HPI website.

Additional Appearance Standards

Deadhead Travel

CBA 5.Q.3

A Flight Attendant will not be required to Deadhead in uniform. A Flight Attendant choosing to Deadhead out of uniform will do so in business casual attire.

Jumpseat (ACM) Travel

FAM 70.00 Pg. 2

Flight Attendant Jumpseat riders (ACMs) should be dressed in uniform or business attire. (Denim jeans or jean skirts, t-shirts, tank tops, sweat-type pants, leggings, running suits are not acceptable.)

Non-Revenue Travel (Frontier)

Employee Travel Handbook, Pg. 7

When traveling for leisure or business, the Pass Rider's overall appearance should be well-groomed, neat, clean and in good taste. Clothing should fit appropriately, and the body should be sufficiently covered. Torn or dirty clothes, t-shirts with offensive slogans, pajamas or beachwear are not allowed. While employees may wear their Frontier badge if they choose to do so, neither Frontier badges nor a Frontier uniform should not be worn when consuming alcohol.

Non-Revenue Travel (Other Airlines)

Employee Travel Handbook, Pg. 14

Dress codes vary by carrier. It is the responsibility of the employee to check FLYZED.info to ensure compliance with the airline's dress code and other policies.

Inflight Leadership is here to support you!

Come and talk to us proactively with any questions or feedback:

Uniforms@FlyFrontier.com

