

# **AZ Ed-Fi Suite v7.3, Data Standard v5.2: Student Program Associations (SY 25-26)**

September  
2025

# AZ Ed-Fi Suite v7.3, Data Standard v5.2: Student Program Associations (SY 25-26)

## Table of Contents

- [Summary](#)
- [Required Resources \(Upstream\)](#)
- [Dependent Resources \(Downstream\)](#)
- [Error Log](#)
- [21 CCLC](#)
  - [Object Triggering Logic](#)
  - [Object Data Elements Logic](#)
- [English Learners \(EL\)](#)
  - [Object Triggering Logic](#)
  - [Object Data Elements Logic](#)
- [Flags / Programs](#)
  - [Object Triggering Logic](#)
  - [Object Data Elements Logic](#)
- [Gifted and Talented](#)
  - [Object Triggering Logic](#)
  - [Object Data Elements Logic](#)
- [Section 504](#)
  - [Object Triggering Logic](#)
  - [Object Data Elements Logic](#)
- [Title 1 Programs \(Schoolwide\)](#)
  - [Object Triggering Logic](#)
  - [Object Data Elements Logic](#)
- [Title 1 Programs \(Individual\)](#)
  - [Object Triggering Logic](#)
  - [Object Data Elements Logic](#)
- [Appendix](#)

## Summary

This association represents the program(s) that a student participates in or is served by.

---

### Required Resources (Upstream)

The following resources must be sent prior to this resource:

- Programs
  - Schools (Pre-populated)
  - Students
- 

### Dependent Resources (Downstream)

The following resources are dependent on this resource (must be sent after this resource):

- N/A
- 

### Error Log

The following are potential Tier 1 (Ed-Fi API generated) or custom (Campus generated) errors you may receive when posting, updating, or deleting this resource. Please keep in mind that the "Error Message" below may not match your exact error message.

Error Message	Possible Causes / How to Fix
Error code return from Ed-Fi. 409: { "message": "The value supplied for the related 'program' resource does not exist.", "correlationId": "6a964092-0d34-49fe-8e5b-201247ab8ee7" }.	<ul style="list-style-type: none"><li>• <b>Most Likely Cause:</b> Each calendar year, districts need to communicate with AzEDS on what program(s) they are offering at their district. This is the case for Title 1, Food Service, etc. If you are receiving this error, it is recommended to contact AzEDS to verify that the program exists for your district.</li><li>• <b>Alternative Cause:</b> The programName or programTypeDescriptor we are reporting was changed from one school year to another. We are currently sending the incorrect value. This will require a development change, and it is recommended to contact Campus Support if you believe this is the issue.</li></ul>

400: Validation of ' <b>RESOURCE</b> ' failed. <b>FIELD</b> is required.	<p>An element of the JSON that is required is missing and needs to be added.</p> <ul style="list-style-type: none"> <li>Double check that all bolded data elements below are reporting a valid value and no data elements below are reporting an invalid value.</li> </ul>
400: ' <b>RESOURCE</b> ' failed. <b>RESOURCE</b> reference could not be resolved.	<p>A resource that was referenced from a difference resource does not yet exist.</p> <ul style="list-style-type: none"> <li>Resync the resource being mentioned in the error, then resync the errored resource. Alternatively, the resource being referenced may be incorrect. This can happen with Schools and the Ed-Fi School ID being used as an example. Double check the referenced values being sent are valid.</li> </ul>
403: Authorization denied. The claim does not have any established relationships with the requested resource.	<p>The key/secret being used does not have permission to send a record for the resource / referenced resource.</p> <ul style="list-style-type: none"> <li>Double check your API credentials (key/secret). Sometimes specific keys/secrets cannot report specific resources.</li> <li>The referenced person (student, staff, parent, contact, etc.) has not yet been associated to the key/secret. Resync their "linking" resource (Students Student School Associations, Staffs Staff Education Organization Assignment Associations, etc.) then resync the errored resource.</li> <li>The referenced person (student, staff, parent, contact, etc.) may not exist in the ODS yet. Resync the "person" resource and the "linking" resource (Students Student School Associations, Staffs Staff Education Organization Assignment Associations, etc.) then resync the errored resource.</li> </ul>
404: Failed to delete ' <b>RESOURCE</b> '. Record does not exist.	<p>The attempt to delete a specific Ed-Fi record ID in the ODS failed because it did not exist.</p> <ul style="list-style-type: none"> <li>This error can be ignored. The ID was cleared from the Ed-Fi Identity Mapping Report and will not attempt to delete again.</li> </ul>

<p>409: A natural key conflict occurred when attempting to create a new resource '<b>RESOURCE</b>' with a duplicate key.</p>	<p>The Ed-Fi API has a natural key system alongside a standard REST ID system. This error is often protecting against the erroneous creation of a duplicate record in the API. However, it may also indicate that the natural key requirements of the Ed-Fi API have not been satisfied, and the key needs to be modified.</p> <ul style="list-style-type: none"> <li>• Check for duplicate data in your Campus site. If no duplicate data can be found, report the issue to Campus Support. <ul style="list-style-type: none"> <li>◦ This can be caused by numerous issues. Our code may be attempting to send duplicate records when it should not. The natural key (bolded fields below) may not be unique enough to satisfy Ed-Fi requirements in all cases. Most times this error will require a code change to fix.</li> </ul> </li> </ul>
<p>409: The resource (or a subordinate entity of the resource) cannot be deleted because it is a dependency of the '<b>RESOURCE</b>' entity.</p>	<p>The resource that the application is attempting to delete is referenced from another entity.</p> <ul style="list-style-type: none"> <li>• Use the Delete Tool to delete the referenced resource in the error message. Then retry the delete on the original resource that errored.</li> </ul>
<p>500: Internal Server Error.</p>	<p>Something unexpected happened and no specific error message could be returned.</p> <ul style="list-style-type: none"> <li>• This issue usually occurs when the ODS is having issues. Confirm that there are no issues with the ODS the data is being sent to and then attempt to retry the errored record.</li> <li>• Contact Campus Support if 500 errors continue to occur, can be replicated consistently, and the ODS the data is being sent to has no ongoing issues. <ul style="list-style-type: none"> <li>◦ There is a chance that Campus Ed-Fi code is sending an invalid JSON request resulting in the 500 error.</li> <li>◦ There is a chance that an Ed-Fi Data Standard / API bug is causing the issue.</li> <li>◦ Investigation is needed in these cases as there are many different potential causes.</li> </ul> </li> </ul>

## 21 CCLC

## Object Triggering Logic

21 CCLC Programs are set-up by the district/school and assigned to students in 21st CCLC.

Action	Business Rule(s)
Post	<p>When the student has a <i>21st CCLC Program</i> record that overlaps an Enrollment with Local Service Type of <i>O: Program Only</i> <b>AND</b> The Resident District of the Enrollment must match either (1) the State District Number for the district on the site or (2) one of the District Numbers in the multiple connections of the Ed-Fi Connection being reported out of.</p> <ul style="list-style-type: none"> <li>Do not report a record if the any of the following exclusions are present: <ul style="list-style-type: none"> <li>Enrollment State Exclude</li> <li>Enrollment No Show</li> <li>Enrollment Grade Exclude from State Reporting</li> <li>Calendar Exclude</li> <li>School Exclude</li> <li>21st CCLC Start Date must be on or after Enrollment Start Date to report</li> <li>21st CCLC End Date must be either NULL or after Enrollment Start Date to report</li> </ul> </li> <li>If there are multiple enrollments of type <i>O: Program Only</i>, use the following priority list to determine which one should report: <ul style="list-style-type: none"> <li>Earliest End Date (NULL = Earliest)</li> <li>Lowest Enrollment ID</li> </ul> </li> </ul>

Delete /Post  Put	<p>A DELETE / POST will be performed if the data element being altered is part of the resource's natural key. A PUT will be performed otherwise.</p> <ul style="list-style-type: none"> <li>When the following information on the student's associated <i>21st CCLC Program</i> is changed: <ul style="list-style-type: none"> <li>21st CCLC ID (New 21st CCLC Program)</li> <li>Start Date</li> <li>End Date</li> <li>Program</li> <li>Exit Reason</li> </ul> </li> <li>When the following information on the student's associated Enrollment changes: <ul style="list-style-type: none"> <li>Enrollment ID (New Enrollment)</li> <li>No Show</li> <li>State Exclude</li> <li>Start Date</li> <li>End Date</li> <li>Resident District</li> <li>Local Service Type</li> </ul> </li> </ul>
Delete	<ul style="list-style-type: none"> <li>When the <i>21st CCLC Program</i> Start and End Dates are changed so that they no longer overlap the Enrollment.</li> <li>When the Enrollment Start and End Dates are changed so that they no longer overlap the <i>21st CCLC Program</i>.</li> <li>When the <i>21st CCLC Program</i> is deleted.</li> <li>When the Enrollment is deleted.</li> <li>When the student is now excluded in some way.</li> </ul>

### Object Data Elements Logic

Data element labels below in **BOLD** are part of the natural key of this resource and are required data elements for the record to send through Ed-Fi.

- The Mandatory / Conditional / Optional column indicates what the state requires for each data element.

	Data Element Label	Business Rule(s)	Mandatory (M) Conditional (C) Optional (O)	Data Source GUI Path	Database Field	Uses Template Logic (✓ / ✗ / EXT)
1	<b>educationOrganizationReference</b> (reference)	<p><i>A reference to the Schools resource associated with the Student Program Association being reported.</i></p> <hr/> <p>Reports the fields that are part of the Natural Key for the Schools resource.</p> <ul style="list-style-type: none"> <li>educationOrganizationId = <b>School Entity ID</b></li> </ul>	M	School Information	School.entityID	✓
2	<b>programReference</b> (reference)	<p><i>A reference to the Programs resource associated with the Student Program Association being reported.</i></p> <hr/> <p>Reports the fields that are part of the Natural Key for the Programs resource.</p> <ul style="list-style-type: none"> <li>educationOrganizationId = <b>District Entity ID</b> (Override from School Info) <ul style="list-style-type: none"> <li>If the School Info Override is NULL, reports the <b>District Entity ID</b> from District Info.</li> </ul> </li> <li>programName = <b>21st CCLC</b></li> <li>programTypeDescriptor = <b>Support Program</b></li> </ul>	M	N/A	N/A	✗



3	<b>studentReference</b> ( <i>reference</i> )	<p><i>A reference to the Students resource associated with the Student Program Association being reported.</i></p> <hr/> <p>Reports the fields that are part of the Natural Key for the Students resource.</p>	M	N/A	N/A	✓
4	<b>beginDate</b> ( <i>date</i> )	<p><i>The earliest date the student is involved with the program. Typically, this is the date the student becomes eligible for the program.</i></p> <hr/> <p>Report the 21st CCLC <b>Start Date</b>.</p>	M	21st CCLC	TwentyFirstCCLC.startDate	✗
5	<b>endDate</b> ( <i>date</i> )	<p><i>The month, day, and year on which the student exited the program or stopped receiving services.</i></p> <hr/> <p>Report the earliest of the following dates:</p> <ul style="list-style-type: none"> <li>• 21st CCLC End Date</li> <li>• Enrollment End Date</li> <li>• Last Instructional Day of the calendar associated with the enrollment being reported from</li> </ul>	M	21st CCLC Enrollment	TwentyFirstCCLC.endDate  Enrollment.endDate	✗

6	reasonExitedDescriptor ( <i>string</i> )	<p><i>The reason the student left the program within a school or district.</i></p> <hr/> <p>Report the Ed-Fi Code mapped to the value selected for 21st CCLC <b>Exit Reason</b>.</p> <ul style="list-style-type: none"> <li>• If NULL or not mapped to an Ed-Fi Code, do not report.</li> </ul>	C	21st CCLC	TwentyFirstCCLC.exitReason	✖
7	participationStatus	This is optional, does not report.	O	N/A	N/A	N/A
8	programParticipationStatuses	This is optional, does not report.	O	N/A	N/A	N/A
9	servedOutsideOfRegularSession	This is optional, does not report.	O	N/A	N/A	N/A
10	services	This is optional, does not report.	O	N/A	N/A	N/A

## English Learners (EL)

### Object Triggering Logic

*English Learners (EL) Programs* are set-up by the district/school and assigned to students in **English Learners (EL) Services**.

Action	Business Rule(s)
Post	<p>When the student has an English Learners (EL) Services record that overlaps an Enrollment in the configured year.</p> <ul style="list-style-type: none"> <li>If there are multiple enrollments, use the following priority list to determine which one should report: <ul style="list-style-type: none"> <li>Local Service Type of Primary <ul style="list-style-type: none"> <li>Primary local service types will always report if they are different Start Dates</li> <li>If the same Start Date, the earliest Enrollment ID will be used.</li> </ul> </li> <li>Local Service Type other than Primary <ul style="list-style-type: none"> <li>These will only be used if they are the only enrollment in a given timeframe. This means that the Enrollment does not overlap with any other Enrollment from the same school or any other school.</li> <li>The priority order for these Local Service Types are: <ul style="list-style-type: none"> <li>T: AOI</li> <li>A: Ancillary</li> <li>O: Program Only</li> </ul> </li> </ul> </li> </ul> </li> <li>A record is only reported for EL Service records and Enrollments in the same School Year as the Ed-Fi Connection sending the record. <ul style="list-style-type: none"> <li>School Year dates are defined in School Year Setup. <ul style="list-style-type: none"> <li>If Start Date is NULL, 07/01/StartYear will be used.</li> <li>If End Date is NULL, 06/30/EndYear will be used.</li> </ul> </li> </ul> </li> <li>Do not report a record if the any of the following exclusions are present: <ul style="list-style-type: none"> <li>Enrollment State Exclude</li> <li>Enrollment No Show</li> <li>Enrollment Grade Exclude from State Reporting</li> <li>Enrollment Start Status is <i>E: NON-SAIS DISTRICT USE ONLY!</i></li> <li>Calendar Exclude</li> <li>School Exclude</li> <li>Enrollments with a Local Service Type <b>OTHER THAN P: Primary</b> or <i>T: AOI</i> must have their Resident District match one of the following to report: <ul style="list-style-type: none"> <li>The State District Number for the district on the site</li> <li>One of the District Numbers in the multiple connections of the Ed-Fi Connection being reported out of.</li> </ul> </li> </ul> </li> </ul>

Delete /Post  Put	<p>A DELETE / POST will be performed if the data element being altered is part of the resource's natural key. A PUT will be performed otherwise.</p> <ul style="list-style-type: none"> <li>When the following information on the student's associated EL Services record is changed: <ul style="list-style-type: none"> <li>EL Services Record ID (New EL Services record)</li> <li>Start Date</li> <li>End Date</li> <li>Service Type</li> <li>Exit Reason</li> </ul> </li> <li>When the following information on the student's associated Enrollment changes: <ul style="list-style-type: none"> <li>Enrollment ID (New Enrollment)</li> <li>No Show</li> <li>State Exclude</li> <li>Start Date</li> <li>End Date</li> <li>Local Service Type</li> <li>Start Status</li> </ul> </li> <li>Changes to Resource Preferences mappings <b>do NOT trigger</b>. A manual resync must be performed on the resource if mappings are changed.</li> </ul>
Delete	<ul style="list-style-type: none"> <li>When the EL Services Start and End Dates are changed so that they no longer overlap the Enrollment.</li> <li>When the Enrollment Start and End Dates are changed so that they no longer overlap the EL Services record.</li> <li>When the EL Services record is deleted.</li> <li>When the Enrollment is deleted.</li> <li>When the student is now excluded in some way.</li> <li>When a record is in the Ed-Fi Identity Mapping Report but cannot be found on the Campus site.</li> </ul>

### Object Data Elements Logic

Data element labels below in **BOLD** are part of the natural key of this resource and are required data elements for the record to send through Ed-Fi.

- The Mandatory / Conditional / Optional column indicates what the state requires for each data element.



	Data Element Label	Business Rule(s)	Mandatory (M) Conditional (C) Optional (O)	Data Source GUI Path	Database Field	Uses Template Logic (✓ / ✗ / EXT)
1	<b>educationOrganizationReference</b> (reference)	<p><i>A reference to the Schools resource associated with the Student Program Association being reported.</i></p> <hr/> <p>Reports the fields that are part of the Natural Key for the Schools resource.</p> <ul style="list-style-type: none"> <li>educationOrganizationId = <b>School Entity ID</b></li> </ul>	M	School Information	School.entityID	✓
2	<b>programReference</b> (reference)	<p><i>A reference to the Programs resource associated with the Student Program Association being reported.</i></p> <hr/> <p>Reports the fields that are part of the Natural Key for the Programs resource.</p>	M	English Learners (EL) Services	LepService.llepServiceTypeID	✗

- educationOrganizationId = **District Entity ID** (Override from School Info)
  - If the School Info Override is NULL, reports the **District Entity ID** from District Info.
- programName = Reports based on the table shown below:

EL Service Type	Reports As:
A1	Structured English Immersion (SEI) Pull-Out Model
A2	Structured English Immersion (SEI) Two-Hour Model
A4	Structured English Immersion (SEI) Newcomer Model
A5	50-50 Dual Language Immersion (DLI) Model
B1	Bilingual with Waiver 1
B2	Bilingual with Waiver 2
B3	Bilingual with Waiver 3
PW	Parent Withdrawn EL

- programTypeDescriptor = **ELL**

3	<b>studentReference</b> (reference)	<p><i>A reference to the Students resource associated with the Student Program Association being reported.</i></p> <hr/> <p>Reports the fields that are part of the Natural Key for the Students resource.</p>	M	N/A	N/A	✓
4	<b>beginDate</b> (date)	<p><i>The earliest date the student is involved with the program. Typically, this is the date the student becomes eligible for the program.</i></p> <hr/> <p>Report the latest of the following dates:</p> <ul style="list-style-type: none"> <li>• <b>EL Service Start Date</b> <ul style="list-style-type: none"> <li>◦ Enrollment End Date must be NULL or after EL Service Start Date.</li> <li>◦ If the Enrollment is part of a "ZZZ" chain of enrollments, reports the <b>Enrollment End Date</b> from the <b>LAST</b> enrollment in the "ZZZ" chain. <ul style="list-style-type: none"> <li>▪ See the <a href="#">"ZZZ" article</a> for more information on specific logic.</li> </ul> </li> </ul> </li> <li>• <b>Enrollment Start Date</b> <ul style="list-style-type: none"> <li>◦ IEP End Date must be after the Enrollment Start Date.</li> <li>◦ If the Enrollment is part of a "ZZZ" chain of enrollments, uses the <b>Enrollment Start Date</b> from the <b>FIRST</b> enrollment in the "ZZZ" chain. <ul style="list-style-type: none"> <li>▪ See the <a href="#">"ZZZ" article</a> for more information on specific logic.</li> </ul> </li> </ul> </li> </ul>	M	English Learner (EL) Services Enrollments	LepService . startDate  Enrollment . startDate	✗

5	endDate (date)	<p><i>The month, day, and year on which the student exited the program or stopped receiving services.</i></p> <hr/> <p>Report the earliest of the following dates:</p> <ul style="list-style-type: none"> <li>• EL Service End Date</li> <li>• Enrollment End Date <ul style="list-style-type: none"> <li>◦ If the Enrollment is part of a "ZZZ" chain of enrollments, reports the <b>Enrollment End Date</b> from the <b>LAST</b> enrollment in the "ZZZ" chain. <ul style="list-style-type: none"> <li>▪ See the <a href="#">"ZZZ" article</a> for more information on specific logic.</li> </ul> </li> </ul> </li> <li>• Last Instructional Day of the Calendar</li> </ul> <p><b>Notes:</b></p> <ul style="list-style-type: none"> <li>• The reported endDate should never be before the reported startDate. If you encounter a situation where this is occurring, double-check your data. If the data looks good, contact Campus Support.</li> </ul>	M	English Learner (EL) Services  Enrollments	LepService . endDate  Enrollment . endDate	
6	reasonExitedDescriptor (string)	<p><i>The reason the student left the program within a school or district.</i></p> <hr/> <p>Reports the Ed-Fi Code mapped to the value selected for EL Services <b>Exit Reason</b>.</p> <ul style="list-style-type: none"> <li>• If NULL or not mapped to an Ed-Fi Code, do not report.</li> </ul>	C	English Learner (EL) Services	LepService. exitReason	



7	participationStatus	This is optional, does not report.	O	N/A	N/A	N/A
8	programParticipationStatuses	This is optional, does not report.	O	N/A	N/A	N/A
9	servedOutsideOfRegularSession	This is optional, does not report.	O	N/A	N/A	N/A
10	services	This is optional, does not report.	O	N/A	N/A	N/A

### Flags / Programs

*Flags* are set-up by the district/school in **Flags Setup**. *Flags* are assigned to students in **Flags**. *Programs* are set-up by the district/school in **Program Setup**. *Programs* are assigned to students in **Programs**.

**Note:** Districts should choose **ONE** method (Flags or Programs) per need and stay consistent. If a need is created in both areas, two records will send.

### Object Triggering Logic

Action	Business Rule(s)
--------	------------------

Post	<p>When the student has a Flag or Program record that overlaps an Enrollment in the configured year.</p> <ul style="list-style-type: none"> <li>• Flags must be marked as State Reported to report.</li> <li>• A record is only reported for Flag/Program records and Enrollments in the same School Year as the Ed-Fi Connection sending the record. <ul style="list-style-type: none"> <li>◦ School Year dates are defined in School Year Setup. <ul style="list-style-type: none"> <li>▪ If Start Date is NULL, 07/01/StartYear will be used.</li> <li>▪ If End Date is NULL, 06/30/EndYear will be used.</li> </ul> </li> </ul> </li> <li>• If there are multiple enrollments, use the following priority list to determine which one should report: <ul style="list-style-type: none"> <li>◦ Local Service Type of Primary <ul style="list-style-type: none"> <li>▪ Primary local service types will always report if they are different Start Dates</li> <li>▪ If the same Start Date, the earliest Enrollment ID will be used.</li> </ul> </li> <li>◦ Local Service Type other than Primary <ul style="list-style-type: none"> <li>▪ These will only be used if they are the only enrollment in a given timeframe. This means that the Enrollment does not overlap with any other Enrollment from the same school or any other school.</li> <li>▪ The priority order for these Local Service Types are: <ul style="list-style-type: none"> <li>• T: AOI</li> <li>• A: Ancillary</li> <li>• O: Program Only</li> </ul> </li> </ul> </li> </ul> </li> <li>• Do not report a record if the any of the following exclusions are present: <ul style="list-style-type: none"> <li>◦ Enrollment State Exclude</li> <li>◦ Enrollment No Show</li> <li>◦ Enrollment Grade Exclude from State Reporting</li> <li>◦ Enrollment Start Status is <i>E: NON-SAIS DISTRICT USE ONLY!</i></li> <li>◦ Calendar Exclude</li> <li>◦ School Exclude</li> <li>◦ Enrollments with a Local Service Type <b>OTHER THAN P: Primary</b> or <i>T: AOI</i> must have their Resident District match one of the following to report: <ul style="list-style-type: none"> <li>▪ The State District Number for the district on the site</li> <li>▪ One of the District Numbers in the multiple connections of the Ed-Fi Connection being reported out of.</li> </ul> </li> </ul> </li> </ul>
------	--

Delete /Post  Put	<p>A DELETE / POST will be performed if the data element being altered is part of the resource's natural key. A PUT will be performed otherwise.</p> <ul style="list-style-type: none"> <li>When the following information on the student's associated Flag record is changed: <ul style="list-style-type: none"> <li>Flag ID (New Flag record)</li> <li>Start Date</li> <li>End Date</li> <li>State Program Code</li> <li>Exit Reason</li> </ul> </li> <li>When the following information on the student's associated Program record is changed: <ul style="list-style-type: none"> <li>Program ID (New Program record)</li> <li>Start Date</li> <li>End Date</li> <li>State Program Code</li> <li>Exit Reason</li> </ul> </li> <li>When the following information on the student's associated Enrollment changes: <ul style="list-style-type: none"> <li>Enrollment ID (New Enrollment)</li> <li>No Show</li> <li>State Exclude</li> <li>Start Date</li> <li>End Date</li> <li>Start Status</li> <li>Local Service Type</li> </ul> </li> <li>Changes to Resource Preferences mappings <b>do NOT trigger</b>. A manual resync must be performed on the resource if mappings are changed.</li> </ul>
Delete	<ul style="list-style-type: none"> <li>When the Flag/Program Start and End Dates are changed so that they no longer overlap the Enrollment.</li> <li>When the Enrollment Start and End Dates are changed so that they no longer overlap the Flag/Program.</li> <li>When the Flag/Program record is deleted.</li> <li>When the Enrollment is deleted.</li> <li>When the student is now excluded in some way.</li> <li>When a record is in the Ed-Fi Identity Mapping Report but cannot be found on the Campus site.</li> </ul>

## Object Data Elements Logic

Data element labels below in **BOLD** are part of the natural key of this resource and are required data elements for the record to send through Ed-Fi.

- The Mandatory / Conditional / Optional column indicates what the state requires for each data element.


	Data Element Label	Business Rule(s)	Mandatory (M) Conditional (C) Optional (O)	Data Source GUI Path	Database Field	Uses Template Logic  (✓ / ✗ / EXT)
1	<b>educationOrganizationReference</b> (reference)	<p><i>A reference to the Schools resource associated with the Student Program Association being reported.</i></p> <hr/> <p>Reports the fields that are part of the Natural Key for the Schools resource.</p> <ul style="list-style-type: none"> <li>educationOrganizationId = <b>School Entity ID</b></li> </ul>	M	School Information	School.entityID	✓
2	<b>programReference</b> (reference)	<p><i>A reference to the Programs resource associated with the Student Program Association being reported.</i></p> <hr/> <p>Reports the fields that are part of the Natural Key for the Programs resource.</p>	M	Flag Setup  Program Setup	Program.code	✗

- educationOrganizationId = **District Entity ID** (Override from School Info)
  - If the School Info Override is NULL, reports the **District Entity ID** from District Info.
- programName = Reports based on the table below:

State Program Code	Reports As
36	36 Johnson-O'Malley Indian Education
CEISB	Coordinated Early Intervening Services- Behavior
CEISM	Coordinated Early Intervening Services- Math
CEISO	Coordinated Early Intervening Services- Other
CEISR	Coordinated Early Intervening Services- Reading

- programTypeDescriptor = **Support Program**

3	<b>studentReference</b> (reference)	<p>A reference to the Students resource associated with the Student Program Association being reported.</p> <hr/> <p>Reports the fields that are part of the Natural Key for the Students resource.</p>	M	N/A	N/A	✓
4	<b>beginDate</b> (date)	<p>The earliest date the student is involved with the program. Typically, this is the date the student becomes eligible for the program.</p> <hr/> <p>Report the latest of the following dates:</p> <ul style="list-style-type: none"> <li>• <b>Flag/Program Start Date</b> <ul style="list-style-type: none"> <li>◦ Enrollment End Date must be NULL or after Flag/Program Service Start Date.</li> <li>◦ If the Enrollment is part of a "ZZZ" chain of enrollments, reports the <b>Enrollment End Date</b> from the <b>LAST</b> enrollment in the "ZZZ" chain. <ul style="list-style-type: none"> <li>▪ See the <a href="#">"ZZZ" article</a> for more information on specific logic.</li> </ul> </li> </ul> </li> <li>• <b>Enrollment Start Date</b> <ul style="list-style-type: none"> <li>◦ IEP End Date must be after the Enrollment Start Date.</li> <li>◦ If the Enrollment is part of a "ZZZ" chain of enrollments, uses the <b>Enrollment Start Date</b> from the <b>FIRST</b> enrollment in the "ZZZ" chain. <ul style="list-style-type: none"> <li>▪ See the <a href="#">"ZZZ" article</a> for more information on specific logic.</li> </ul> </li> </ul> </li> </ul>	M	Flags Programs Enrollment	ProgramParticipation .startDate  Enrollment .startDate	✗

5	endDate (date)	<p><i>The month, day, and year on which the student exited the program or stopped receiving services.</i></p> <hr/> <p>Report the earliest of the following dates:</p> <ul style="list-style-type: none"> <li>Flag/Program End Date</li> <li>Enrollment End Date <ul style="list-style-type: none"> <li>If the Enrollment is part of a "ZZZ" chain of enrollments, reports the <b>Enrollment End Date</b> from the <b>LAST</b> enrollment in the "ZZZ" chain. <ul style="list-style-type: none"> <li>See the <a href="#">"ZZZ" article</a> for more information on specific logic.</li> </ul> </li> </ul> </li> <li>Last Instructional Day of the Calendar</li> </ul> <p><b>Notes:</b></p> <ul style="list-style-type: none"> <li>The reported endDate should never be before the reported startDate. If you encounter a situation where this is occurring, double-check your data. If the data looks good, contact Campus Support.</li> </ul>	M	Flags Programs Enrollments	ProgramParticipation .endDate  Enrollment .endDate	
---	----------------	--	---	----------------------------------	---	---



6	reasonExitedDescriptor ( <i>string</i> )	<p><i>The reason the student left the program within a school or district.</i></p> <hr/> <p>Reports the Ed-Fi Code mapped to the value selected for Flag or Program <b>Exit Reason</b>.</p> <ul style="list-style-type: none"> <li>• If NULL or not mapped to an Ed-Fi Code, do not report.</li> </ul>	C	Flags Programs	ProgramParticipation. exitReason	✓
7	participationStatus	This is optional, does not report.	O	N/A	N/A	N/A
8	programParticipationStatuses	This is optional, does not report.	O	N/A	N/A	N/A
9	servedOutsideOfRegularSession	This is optional, does not report.	O	N/A	N/A	N/A
10	services	This is optional, does not report.	O	N/A	N/A	N/A

## Gifted and Talented

## Object Triggering Logic

*Gifted Programs* are set-up by the district/school and assigned to students in **Gifted**.

Action	Business Rule(s)
Post	<p>When the student has a Gifted record that overlaps an Enrollment in the configured year.</p> <ul style="list-style-type: none"> <li>• A record is only reported for Gifted records and Enrollments in the same School Year as the Ed-Fi Connection sending the record. <ul style="list-style-type: none"> <li>◦ School Year dates are defined in School Year Setup. <ul style="list-style-type: none"> <li>▪ If Start Date is NULL, 07/01/StartYear will be used.</li> <li>▪ If End Date is NULL, 06/30/EndYear will be used.</li> </ul> </li> </ul> </li> <li>• If there are multiple enrollments, use the following priority list to determine which one should report: <ul style="list-style-type: none"> <li>◦ Local Service Type of Primary <ul style="list-style-type: none"> <li>▪ Primary local service types will always report if they are different Start Dates</li> <li>▪ If the same Start Date, the earliest Enrollment ID will be used.</li> </ul> </li> <li>◦ Local Service Type other than Primary <ul style="list-style-type: none"> <li>▪ These will only be used if they are the only enrollment in a given timeframe. This means that the Enrollment does not overlap with any other Enrollment from the same school or any other school.</li> <li>▪ The priority order for these Local Service Types are: <ul style="list-style-type: none"> <li>• T: AOI</li> <li>• A: Ancillary</li> <li>• O: Program Only</li> </ul> </li> </ul> </li> </ul> </li> <li>• Do not report a record if the any of the following exclusions are present: <ul style="list-style-type: none"> <li>◦ Enrollment State Exclude</li> <li>◦ Enrollment No Show</li> <li>◦ Enrollment Grade Exclude from State Reporting</li> <li>◦ Enrollment Start Status is <i>E: NON-SAIS DISTRICT USE ONLY!</i></li> <li>◦ Calendar Exclude</li> <li>◦ School Exclude</li> <li>◦ Gifted Program has "No Gifted Program" checked</li> <li>◦ Enrollments with a Local Service Type <b>OTHER THAN P: Primary</b> or <i>T: AOI</i> must have their Resident District match one of the following to report: <ul style="list-style-type: none"> <li>▪ The State District Number for the district on the site</li> <li>▪ One of the District Numbers in the multiple connections of the Ed-Fi Connection being reported out of.</li> </ul> </li> </ul> </li> </ul>


Delete / Post  Put	<p>A DELETE / POST will be performed if the data element being altered is part of the resource's natural key. A PUT will be performed otherwise.</p> <ul style="list-style-type: none"> <li>When the following information on the student's associated <i>Gifted Record</i> is changed: <ul style="list-style-type: none"> <li>Gifted ID (New Gifted Program)</li> <li>Start Date</li> <li>End Date</li> <li>No Gifted Program</li> </ul> </li> <li>When the following information on the student's associated Enrollment changes: <ul style="list-style-type: none"> <li>Enrollment ID (New Enrollment)</li> <li>No Show</li> <li>State Exclude</li> <li>Start Date</li> <li>End Date</li> <li>Start Status</li> <li>Local Service Type</li> </ul> </li> <li>Changes to Resource Preferences mappings <b>do NOT trigger</b>. A manual resync must be performed on the resource if mappings are changed.</li> </ul>
Delete	<ul style="list-style-type: none"> <li>When the <i>Gifted Program</i> Start and End Dates are changed so that they no longer overlap the Enrollment.</li> <li>When the Enrollment Start and End Dates are changed so that they no longer overlap the <i>Gifted Program</i>.</li> <li>When the <i>Gifted Program</i> is deleted.</li> <li>When the Enrollment is deleted.</li> <li>When the student is now excluded in some way.</li> <li>When a record is in the Ed-Fi Identity Mapping Report but cannot be found on the Campus site.</li> </ul>


### Object Data Elements Logic

Data element labels below in **BOLD** are part of the natural key of this resource and are required data elements for the record to send through Ed-Fi.

- The Mandatory / Conditional / Optional column indicates what the state requires for each data element.

	Data Element Label	Business Rule(s)	Mandatory (M) Conditional (C) Optional (O)	Data Source GUI Path	Database Field	Uses Template Logic (✓ / ✗ / EXT)
1	<b>educationOrganizationReference</b> (reference)	<p><i>A reference to the Schools resource associated with the Student Program Association being reported.</i></p> <hr/> <p>Reports the fields that are part of the Natural Key for the Schools resource.</p> <ul style="list-style-type: none"> <li>educationOrganizationId = <b>School Entity ID</b></li> </ul>	M	School Information	School. entityID	✓
2	<b>programReference</b> (reference)	<p><i>A reference to the Programs resource associated with the Student Program Association being reported.</i></p> <hr/> <p>Reports the fields that are part of the Natural Key for the Programs resource.</p> <ul style="list-style-type: none"> <li>educationOrganizationId = <b>District Entity ID</b> (Override from School Info) <ul style="list-style-type: none"> <li>If the School Info Override is NULL, reports the <b>District Entity ID</b> from District Info.</li> </ul> </li> <li>programName = <b>35 Gifted Program</b></li> <li>programTypeDescriptor = <b>Gifted and Talented</b></li> </ul>	M	N/A	N/A	✗
3	<b>studentReference</b> (reference)	<p><i>A reference to the Students resource associated with the Student Program Association being reported.</i></p> <hr/> <p>Reports the fields that are part of the Natural Key for the Students resource.</p>	M	N/A	N/A	✓

4	<b>beginDate</b> (date)	<p><i>The earliest date the student is involved with the program. Typically, this is the date the student becomes eligible for the program.</i></p> <hr/> <p>Report the latest of the following dates:</p> <ul style="list-style-type: none"> <li>• <b>Gifted Start Date</b> <ul style="list-style-type: none"> <li>◦ Enrollment End Date must be NULL or after Gifted Start Date.</li> <li>◦ If the Enrollment is part of a "ZZZ" chain of enrollments, reports the <b>Enrollment End Date</b> from the <b>LAST</b> enrollment in the "ZZZ" chain. <ul style="list-style-type: none"> <li>▪ See the <a href="#">"ZZZ" article</a> for more information on specific logic.</li> </ul> </li> </ul> </li> <li>• <b>Enrollment Start Date</b> <ul style="list-style-type: none"> <li>◦ IEP End Date must be after the Enrollment Start Date.</li> <li>◦ If the Enrollment is part of a "ZZZ" chain of enrollments, uses the <b>Enrollment Start Date</b> from the <b>FIRST</b> enrollment in the "ZZZ" chain. <ul style="list-style-type: none"> <li>▪ See the <a href="#">"ZZZ" article</a> for more information on specific logic.</li> </ul> </li> </ul> </li> </ul> <p><b>Notes:</b></p> <ul style="list-style-type: none"> <li>• If there are multiple Gifted records that overlap the Enrollment, use the earliest Gifted Start Date of those records.</li> </ul>	M	Gifted Enrollments	Gifted . startDate  Enrollment . startDate	
---	-------------------------	--	---	-----------------------	--	---

5	endDate (date)	<p><i>The month, day, and year on which the student exited the program or stopped receiving services.</i></p> <hr/> <p>Report the earliest of the following dates:</p> <ul style="list-style-type: none"> <li>• Gifted End Date</li> <li>• Enrollment End Date <ul style="list-style-type: none"> <li>◦ If the Enrollment is part of a "ZZZ" chain of enrollments, reports the <b>Enrollment End Date</b> from the <b>LAST</b> enrollment in the "ZZZ" chain. <ul style="list-style-type: none"> <li>▪ See the <a href="#">"ZZZ" article</a> for more information on specific logic.</li> </ul> </li> </ul> </li> <li>• Last Instructional Day of the Calendar</li> </ul> <p><b>Notes:</b></p> <ul style="list-style-type: none"> <li>• If there are multiple Gifted records that overlap the Enrollment, use the latest Gifted End Date of those records.</li> <li>• The reported endDate should never be before the reported startDate. If you encounter a situation where this is occurring, double-check your data. If the data looks good, contact Campus Support.</li> </ul>	M	Gifted Enrollments	Gifted . endDate  Enrollment . endDate	
6	participationStatus	This is optional, does not report.	O	N/A	N/A	N/A
7	programParticipationStatuses	This is optional, does not report.	O	N/A	N/A	N/A
8	reasonExitedDescriptor	This is optional, does not report.	O	N/A	N/A	N/A
9	servedOutsideOfRegularSession	This is optional, does not report.	O	N/A	N/A	N/A
10	services	This is optional, does not report.	O	N/A	N/A	N/A



## Section 504

## Object Triggering Logic

Section 504 Programs are set-up by the district/school and assigned to students in [Section 504](#).

Action	Business Rule(s)
Post	<p>When the student has a Section 504 record that overlaps an Enrollment in the configured year.</p> <ul style="list-style-type: none"> <li>• A record is only reported for Section 504 records and Enrollments in the same School Year as the Ed-Fi Connection sending the record. <ul style="list-style-type: none"> <li>◦ School Year dates are defined in School Year Setup. <ul style="list-style-type: none"> <li>▪ If Start Date is NULL, 07/01/StartYear will be used.</li> <li>▪ If End Date is NULL, 06/30/EndYear will be used.</li> </ul> </li> </ul> </li> <li>• If there are multiple enrollments, use the following priority list to determine which one should report: <ul style="list-style-type: none"> <li>◦ Local Service Type of Primary <ul style="list-style-type: none"> <li>▪ Primary local service types will always report if they are different Start Dates</li> <li>▪ If the same Start Date, the earliest Enrollment ID will be used.</li> </ul> </li> <li>◦ Local Service Type other than Primary <ul style="list-style-type: none"> <li>▪ These will only be used if they are the only enrollment in a given timeframe. This means that the Enrollment does not overlap with any other Enrollment from the same school or any other school.</li> <li>▪ The priority order for these Local Service Types are: <ul style="list-style-type: none"> <li>• T: AOI</li> <li>• A: Ancillary</li> <li>• O: Program Only</li> </ul> </li> </ul> </li> </ul> </li> <li>• Do not report a record if the any of the following exclusions are present: <ul style="list-style-type: none"> <li>◦ Enrollment State Exclude</li> <li>◦ Enrollment No Show</li> <li>◦ Enrollment Grade Exclude from State Reporting</li> <li>◦ Enrollment Start Status is <i>E: NON-SAIS DISTRICT USE ONLY!</i></li> <li>◦ Calendar Exclude</li> <li>◦ School Exclude</li> <li>◦ No disabilities populated on the Section 504 record</li> <li>◦ Enrollments with a Local Service Type <b>OTHER THAN P: Primary</b> or <b>T: AOI</b> must have their Resident District match one of the following to report: <ul style="list-style-type: none"> <li>▪ The State District Number for the district on the site</li> <li>▪ One of the District Numbers in the multiple connections of the Ed-Fi Connection being reported out of.</li> </ul> </li> </ul> </li> </ul>



Delete /Post  Put	<p>A DELETE / POST will be performed if the data element being altered is part of the resource's natural key. A PUT will be performed otherwise.</p> <ul style="list-style-type: none"> <li>When the following information on the student's associated <i>Section 504 Record</i> is changed: <ul style="list-style-type: none"> <li>Section 504 ID (New Section 504 Program)</li> <li>Start Date</li> <li>End Date</li> </ul> </li> <li>When the following information on the student's associated Enrollment changes: <ul style="list-style-type: none"> <li>Enrollment ID (New Enrollment)</li> <li>No Show</li> <li>State Exclude</li> <li>Start Date</li> <li>End Date</li> <li>Start Status</li> <li>Local Service Type</li> </ul> </li> <li>Changes to Resource Preferences mappings <b>do NOT trigger</b>. A manual resync must be performed on the resource if mappings are changed.</li> </ul>
Delete	<ul style="list-style-type: none"> <li>When the Section 504 Program Start and End Dates are changed so that they no longer overlap the Enrollment.</li> <li>When the Enrollment Start and End Dates are changed so that they no longer overlap the Section 504 Program.</li> <li>When the Section 504 Program is deleted.</li> <li>When the Enrollment is deleted.</li> <li>When the student is now excluded in some way.</li> <li>When a record is in the Ed-Fi Identity Mapping Report but cannot be found on the Campus site.</li> </ul>


### Object Data Elements Logic

Data element labels below in **BOLD** are part of the natural key of this resource and are required data elements for the record to send through Ed-Fi.

- The Mandatory / Conditional / Optional column indicates what the state requires for each data element.

	Data Element Label	Business Rule(s)	Mandatory (M) Conditional (C) Optional (O)	Data Source GUI Path	Database Field	Uses Template Logic (✓ / ✗ / EXT)
1	<b>educationOrganizationReference</b> (reference)	<p><i>A reference to the Schools resource associated with the Student Program Association being reported.</i></p> <hr/> <p>Reports the fields that are part of the Natural Key for the Schools resource.</p> <ul style="list-style-type: none"> <li>educationOrganizationId = <b>School Entity ID</b></li> </ul>	M	School Information	School.entityID	✓
2	<b>programReference</b> (reference)	<p><i>A reference to the Programs resource associated with the Student Program Association being reported.</i></p> <hr/> <p>Reports the fields that are part of the Natural Key for the Programs resource.</p> <ul style="list-style-type: none"> <li>educationOrganizationId = <b>District Entity ID</b> (Override from School Info) <ul style="list-style-type: none"> <li>If the School Info Override is NULL, reports the <b>District Entity ID</b> from District Info.</li> </ul> </li> <li>programName = <b>L Group B Disability services for Students not on an IEP</b></li> <li>programTypeDescriptor = <b>Special Education</b></li> </ul>	M	N/A	N/A	✗

3	<b>studentReference</b> (reference)	<p>A reference to the Students resource associated with the Student Program Association being reported.</p> <hr/> <p>Reports the fields that are part of the Natural Key for the Students resource.</p>	M	N/A	N/A	✓
4	<b>beginDate</b> (date)	<p>The earliest date the student is involved with the program. Typically, this is the date the student becomes eligible for the program.</p> <hr/> <p>Report the latest of the following dates:</p> <ul style="list-style-type: none"> <li>• <b>Section 504 Start Date</b> <ul style="list-style-type: none"> <li>◦ Enrollment End Date must be NULL or after Section 504 Start Date.</li> <li>◦ If the Enrollment is part of a "ZZZ" chain of enrollments, reports the <b>Enrollment End Date</b> from the <b>LAST</b> enrollment in the "ZZZ" chain. <ul style="list-style-type: none"> <li>▪ See the <a href="#">"ZZZ" article</a> for more information on specific logic.</li> </ul> </li> </ul> </li> <li>• <b>Enrollment Start Date</b> <ul style="list-style-type: none"> <li>◦ IEP End Date must be after the Enrollment Start Date.</li> <li>◦ If the Enrollment is part of a "ZZZ" chain of enrollments, uses the <b>Enrollment Start Date</b> from the <b>FIRST</b> enrollment in the "ZZZ" chain. <ul style="list-style-type: none"> <li>▪ See the <a href="#">"ZZZ" article</a> for more information on specific logic.</li> </ul> </li> </ul> </li> </ul>	M	Section 504  Enrollments	Section504 .startDate  Enrollment . startDate	✗

5	endDate (date)	<p><i>The month, day, and year on which the student exited the program or stopped receiving services.</i></p> <hr/> <p>Report the earliest of the following dates:</p> <ul style="list-style-type: none"> <li>Section 504 End Date</li> <li>Enrollment End Date <ul style="list-style-type: none"> <li>If the Enrollment is part of a "ZZZ" chain of enrollments, reports the <b>Enrollment End Date</b> from the <b>LAST</b> enrollment in the "ZZZ" chain. <ul style="list-style-type: none"> <li>See the <a href="#">"ZZZ" article</a> for more information on specific logic.</li> </ul> </li> </ul> </li> <li>Last Instructional Day of the Calendar</li> </ul> <p><b>Notes:</b></p> <ul style="list-style-type: none"> <li>The reported endDate should never be before the reported startDate. If you encounter a situation where this is occurring, double-check your data. If the data looks good, contact Campus Support.</li> </ul>	C	Section 504  Enrollments	Section504 .endDate  Enrollment . endDate	
6	participationStatus	This is optional, does not report.	O	N/A	N/A	N/A
7	programParticipationStatuses	This is optional, does not report.	O	N/A	N/A	N/A
8	reasonExitedDescriptor	This is optional, does not report.	O	N/A	N/A	N/A
9	servedOutsideOfRegularSession	This is optional, does not report.	O	N/A	N/A	N/A
10	services	This is optional, does not report.	O	N/A	N/A	N/A

## Title 1 Programs (Schoolwide)

### Object Triggering Logic

*Title 1 Schoolwide Programs* are set-up by the district/school in [School Information > School History](#).

Action	Business Rule(s)
--------	------------------

Post	<p>When the school has a School History record that overlaps the configured year with Title 1 set to <i>Schoolwide Program</i> and at least one of the following checkboxes checked: Title 1 Math, Title 1 Other, Title 1 Reading, Title 1 Science, Title 1 Social Studies.</p> <ul style="list-style-type: none"> <li>• A record is only reported for Title 1 records and Enrollments in the same School Year as the Ed-Fi Connection sending the record. <ul style="list-style-type: none"> <li>◦ School Year dates are defined in School Year Setup. <ul style="list-style-type: none"> <li>▪ If Start Date is NULL, 07/01/StartYear will be used.</li> <li>▪ If End Date is NULL, 06/30/EndYear will be used.</li> </ul> </li> </ul> </li> <li>• If there are multiple enrollments, use the following priority list to determine which one should report: <ul style="list-style-type: none"> <li>◦ Local Service Type of Primary <ul style="list-style-type: none"> <li>▪ Primary local service types will always report if they are different Start Dates</li> <li>▪ If the same Start Date, the earliest Enrollment ID will be used.</li> </ul> </li> <li>◦ Local Service Type other than Primary <ul style="list-style-type: none"> <li>▪ These will only be used if they are the only enrollment in a given timeframe. This means that the Enrollment does not overlap with any other Enrollment from the same school or any other school.</li> <li>▪ The priority order for these Local Service Types are: <ul style="list-style-type: none"> <li>• T: AOI</li> <li>• A: Ancillary</li> <li>• O: Program Only</li> </ul> </li> </ul> </li> </ul> </li> <li>• Do not report a record if the any of the following exclusions are present: <ul style="list-style-type: none"> <li>◦ Enrollment State Exclude</li> <li>◦ Enrollment No Show</li> <li>◦ Enrollment Grade Exclude from State Reporting</li> <li>◦ Enrollment Start Status is <i>E: NON-SAIS DISTRICT USE ONLY!</i></li> <li>◦ Calendar Exclude</li> <li>◦ School Exclude</li> <li>◦ Student has a Title 1 Individual record (Individual record reports instead of Schoolwide record)</li> <li>◦ Enrollments with a Local Service Type <b>OTHER THAN P: Primary</b> or <i>T: AOI</i> must have their Resident District match one of the following to report: <ul style="list-style-type: none"> <li>▪ The State District Number for the district on the site</li> <li>▪ One of the District Numbers in the multiple connections of the Ed-Fi Connection being reported out of.</li> </ul> </li> </ul> </li> </ul>
------	---

Delete / Post  Put	<p>A DELETE / POST will be performed if the data element being altered is part of the resource's natural key. A PUT will be performed otherwise.</p> <ul style="list-style-type: none"> <li>When the following information on School History is changed: <ul style="list-style-type: none"> <li>School History changes <b>DO NOT TRIGGER</b>. A manual resync is required on Student Program Associations if Title 1 Schoolwide configurations are changed.</li> </ul> </li> <li>When the following information on the student's associated Enrollment changes: <ul style="list-style-type: none"> <li>Enrollment ID (New Enrollment)</li> <li>No Show</li> <li>State Exclude</li> <li>Start Date</li> <li>End Date</li> <li>Start Status</li> <li>Local Service Type</li> </ul> </li> <li>Changes to Resource Preferences mappings <b>do NOT trigger</b>. A manual resync must be performed on the resource if mappings are changed.</li> </ul>
Delete	<ul style="list-style-type: none"> <li>When the School History no longer reports a specific Title 1 record (Checkbox is unchecked).</li> <li>When the School History is deleted.</li> <li>When the Enrollment is deleted.</li> <li>When the student is now excluded in some way.</li> <li>When the student now has an individual Title 1 record that can report.</li> <li>When a record is in the Ed-Fi Identity Mapping Report but cannot be found on the Campus site.</li> </ul>



### Object Data Elements Logic


Data element labels below in **BOLD** are part of the natural key of this resource and are required data elements for the record to send through Ed-Fi.

- The Mandatory / Conditional / Optional column indicates what the state requires for each data element.

	Data Element Label	Business Rule(s)	Mandatory (M) Conditional (C) Optional (O)	Data Source GUI Path	Database Field	Uses Template Logic (✓ / ✗ / EXT)
1	<b>educationOrganizationReference</b> (reference)	<p><i>A reference to the Schools resource associated with the Student Program Association being reported.</i></p> <hr/> <p>Reports the fields that are part of the Natural Key for the Schools resource.</p> <ul style="list-style-type: none"> <li>educationOrganizationId = <b>School Entity ID</b></li> </ul>	M	School Information	School. entityID	✓



2	<b>programReference</b> <i>(reference)</i>	<p><i>A reference to the Programs resource associated with the Student Program Association being reported.</i></p> <hr/> <p>Reports the fields that are part of the Natural Key for the Programs resource.</p> <ul style="list-style-type: none"><li>educationOrganizationId = <b>District Entity ID</b> (Override from School Info)<ul style="list-style-type: none"><li>If the School Info Override is NULL, reports the <b>District Entity ID</b> from District Info.</li></ul></li><li>programName = Reports based on the table below:<table><tr><th>School History Checkbox</th><th>Reports As</th></tr><tr><td>Title 1 Math</td><td>28 Title I Mathematics</td></tr><tr><td>Title 1 Other</td><td>29 Title I Other</td></tr><tr><td>Title 1 Reading</td><td>30 Title I Reading</td></tr><tr><td>Title 1 Science</td><td>31 Title I Science</td></tr><tr><td>Title 1 Social Studies</td><td>32 Title I Social Studies</td></tr></table></li><li>programTypeDescriptor = <b>Support Program</b></li></ul>	School History Checkbox	Reports As	Title 1 Math	28 Title I Mathematics	Title 1 Other	29 Title I Other	Title 1 Reading	30 Title I Reading	Title 1 Science	31 Title I Science	Title 1 Social Studies	32 Title I Social Studies	M	N/A	N/A	
School History Checkbox	Reports As																	
Title 1 Math	28 Title I Mathematics																	
Title 1 Other	29 Title I Other																	
Title 1 Reading	30 Title I Reading																	
Title 1 Science	31 Title I Science																	
Title 1 Social Studies	32 Title I Social Studies																	
3	<b>studentReference</b> <i>(reference)</i>	<p><i>A reference to the Students resource associated with the Student Program Association being reported.</i></p> <hr/> <p>Reports the fields that are part of the Natural Key for the Students resource.</p>	M	N/A	N/A													

4	<b>beginDate</b> (date)	<p><i>The earliest date the student is involved with the program. Typically, this is the date the student becomes eligible for the program.</i></p> <hr/> <p>Report the <b>Enrollment Start Date</b>.</p> <ul style="list-style-type: none"> <li>Report the future nearest instructional date if the Enrollment Start Date is not an instructional day. <ul style="list-style-type: none"> <li>Example: <ul style="list-style-type: none"> <li>10/13/2023 is the calculated date. This is not an instructional day.</li> <li>10/14/2023 is not an instructional day.</li> <li>10/15/2023 <b>IS</b> an instructional day.</li> <li>We would report 10/15/2023.</li> </ul> </li> </ul> </li> </ul> <p><b>ZZZ Calculation:</b></p> <ul style="list-style-type: none"> <li>If there are enrollments connected by an <b>end status of ZZZ</b> AND a <b>subsequent enrollment with a start status of ZZZ</b>: <ul style="list-style-type: none"> <li>Combine the enrollments into one "reportable" enrollment.</li> <li>The earliest start date of the combined enrollments (Start Date of the "first" enrollment) will be used as the Enrollment Start Date.</li> </ul> </li> </ul>	M	Enrollments	Enrollment . startDate	
---	-------------------------	--	---	-------------	---------------------------	---

5	endDate (date)	<p><i>The month, day, and year on which the student exited the program or stopped receiving services.</i></p> <hr/> <p>Report the earliest of the following dates:</p> <ul style="list-style-type: none"> <li>Enrollment End Date <ul style="list-style-type: none"> <li>If the Enrollment is part of a "ZZZ" chain of enrollments, reports the <b>Enrollment End Date</b> from the <b>LAST</b> enrollment in the "ZZZ" chain. <ul style="list-style-type: none"> <li>See the <a href="#">"ZZZ" article</a> for more information on specific logic.</li> </ul> </li> </ul> </li> <li>Last Instructional Day of the Calendar</li> </ul> <p><b>Notes:</b></p> <ul style="list-style-type: none"> <li>Report the past nearest instructional date if the calculated date is not an instructional day. <ul style="list-style-type: none"> <li>Example: <ul style="list-style-type: none"> <li>2/13/2023 is the calculated date. This is not an instructional day.</li> <li>2/12/2023 is not an instructional day.</li> <li>2/11/2023 <b>IS</b> an instructional day.</li> <li>We would report 2/11/2023.</li> </ul> </li> </ul> </li> <li>The reported endDate should never be before the reported startDate. If you encounter a situation where this is occurring, double-check your data. If the data looks good, contact Campus Support.</li> </ul>	C	Enrollments	Enrollment . endDate	✖
6	participationStatus	This is optional, does not report.	O	N/A	N/A	N/A
7	programParticipationStatuses	This is optional, does not report.	O	N/A	N/A	N/A
8	reasonExitedDescriptor	This is optional, does not report.	O	N/A	N/A	N/A

9	servedOutsideOfRegularSession	This is optional, does not report.	O	N/A	N/A	N/A
10	services	This is optional, does not report.	O	N/A	N/A	N/A

## Title 1 Programs (Individual)

## Object Triggering Logic

*Title 1 Individual Programs* are set-up by the district/school and assigned to the student in **Title 1**.

Action	Business Rule(s)
--------	------------------

Post	<p>When the student has a Title 1 record that overlaps an Enrollment in the configured year.</p> <ul style="list-style-type: none"> <li>• If the student has an individual Title 1 record in a school that offers a Schoolwide Title 1 program(s), <b>only the individual Title 1 records will report.</b></li> <li>• A record is only reported for Title 1 records and Enrollments in the same School Year as the Ed-Fi Connection sending the record. <ul style="list-style-type: none"> <li>◦ School Year dates are defined in School Year Setup. <ul style="list-style-type: none"> <li>▪ If Start Date is NULL, 07/01/StartYear will be used.</li> <li>▪ If End Date is NULL, 06/30/EndYear will be used.</li> </ul> </li> </ul> </li> <li>• If there are multiple enrollments, use the following priority list to determine which one should report: <ul style="list-style-type: none"> <li>◦ Local Service Type of Primary <ul style="list-style-type: none"> <li>▪ Primary local service types will always report if they are different Start Dates</li> <li>▪ If the same Start Date, the earliest Enrollment ID will be used.</li> </ul> </li> <li>◦ Local Service Type other than Primary <ul style="list-style-type: none"> <li>▪ These will only be used if they are the only enrollment in a given timeframe. This means that the Enrollment does not overlap with any other Enrollment from the same school or any other school.</li> <li>▪ The priority order for these Local Service Types are: <ul style="list-style-type: none"> <li>• T: AOI</li> <li>• A: Ancillary</li> <li>• O: Program Only</li> </ul> </li> </ul> </li> </ul> </li> <li>• Do not report a record if the any of the following exclusions are present: <ul style="list-style-type: none"> <li>◦ Enrollment State Exclude</li> <li>◦ Enrollment No Show</li> <li>◦ Enrollment Grade Exclude from State Reporting</li> <li>◦ Enrollment Start Status is <i>E: NON-SAIS DISTRICT USE ONLY!</i></li> <li>◦ Calendar Exclude</li> <li>◦ School Exclude</li> <li>◦ Enrollments with a Local Service Type <b>OTHER THAN P: Primary</b> or <i>T: AOI</i> must have their Resident District match one of the following to report: <ul style="list-style-type: none"> <li>▪ The State District Number for the district on the site</li> <li>▪ One of the District Numbers in the multiple connections of the Ed-Fi Connection being reported out of.</li> </ul> </li> </ul> </li> </ul>
------	--

Delete /Post  Put	<p>A DELETE / POST will be performed if the data element being altered is part of the resource's natural key. A PUT will be performed otherwise.</p> <ul style="list-style-type: none"> <li>When the following information on the student's associated Title 1 Record is changed: <ul style="list-style-type: none"> <li>Title 1 Record ID (New Title 1 Record)</li> <li>School</li> <li>Start Date</li> <li>End Date</li> <li>Instructional Services</li> </ul> </li> <li>When the following information on the student's associated Enrollment changes: <ul style="list-style-type: none"> <li>Enrollment ID (New Enrollment)</li> <li>No Show</li> <li>State Exclude</li> <li>Start Date</li> <li>End Date</li> <li>Start Status</li> <li>Local Service Type</li> </ul> </li> <li>Changes to Resource Preferences mappings <b>do NOT trigger</b>. A manual resync must be performed on the resource if mappings are changed.</li> </ul>
Delete	<ul style="list-style-type: none"> <li>When the Title 1 Program Start and End Dates are changed so that they no longer overlap the Enrollment.</li> <li>When the Enrollment Start and End Dates are changed so that they no longer overlap the Title 1 Program.</li> <li>When the Title 1 Program is deleted.</li> <li>When the Enrollment is deleted.</li> <li>When the student is now excluded in some way.</li> <li>When a record is in the Ed-Fi Identity Mapping Report but cannot be found on the Campus site.</li> </ul>



#### Object Data Elements Logic


Data element labels below in **BOLD** are part of the natural key of this resource and are required data elements for the record to send through Ed-Fi.


- The Mandatory / Conditional / Optional column indicates what the state requires for each data element.

	Data Element Label	Business Rule(s)	Mandatory (M) Conditional (C) Optional (O)	Data Source GUI Path	Database Field	Uses Template Logic (✓ / ✗ / EXT)
1	<b>educationOrganizationReference</b> (reference)	<p><i>A reference to the Schools resource associated with the Student Program Association being reported.</i></p> <hr/> <p>Reports the fields that are part of the Natural Key for the Schools resource.</p> <ul style="list-style-type: none"> <li>educationOrganizationId = <b>School Entity ID</b></li> </ul>	M	School Information	School. entityID	✓



2	<b>programReference</b> <i>(reference)</i>	<p><i>A reference to the Programs resource associated with the Student Program Association being reported.</i></p> <hr/> <p>Reports the fields that are part of the Natural Key for the Programs resource.</p> <ul style="list-style-type: none"><li>educationOrganizationId = <b>District Entity ID</b> (Override from School Info)<ul style="list-style-type: none"><li>If the School Info Override is NULL, reports the <b>District Entity ID</b> from District Info.</li></ul></li><li>programName = Reports based on the table below:<ul style="list-style-type: none"><li><table><tr><th>Instructional Services</th><th>Reports As</th></tr><tr><td>Title 1 Math</td><td>28 Title I Mathematics</td></tr><tr><td>Title 1 Other</td><td>29 Title I Other</td></tr><tr><td>Title 1 Reading</td><td>30 Title I Reading</td></tr><tr><td>Title 1 Science</td><td>31 Title I Science</td></tr><tr><td>Title 1 Social Studies</td><td>32 Title I Social Studies</td></tr></table></li></ul></li><li>programTypeDescriptor = <b>Support Program</b></li></ul>	Instructional Services	Reports As	Title 1 Math	28 Title I Mathematics	Title 1 Other	29 Title I Other	Title 1 Reading	30 Title I Reading	Title 1 Science	31 Title I Science	Title 1 Social Studies	32 Title I Social Studies	M	N/A	N/A	
Instructional Services	Reports As																	
Title 1 Math	28 Title I Mathematics																	
Title 1 Other	29 Title I Other																	
Title 1 Reading	30 Title I Reading																	
Title 1 Science	31 Title I Science																	
Title 1 Social Studies	32 Title I Social Studies																	
3	<b>studentReference</b> <i>(reference)</i>	<p><i>A reference to the Students resource associated with the Student Program Association being reported.</i></p> <hr/> <p>Reports the fields that are part of the Natural Key for the Students resource.</p>	M	N/A	N/A													

4	<b>beginDate (date)</b>	<p><i>The earliest date the student is involved with the program. Typically, this is the date the student becomes eligible for the program.</i></p> <hr/> <p>Report the latest of the following dates:</p> <ul style="list-style-type: none"> <li>• <b>Title 1 Start Date</b> <ul style="list-style-type: none"> <li>◦ Enrollment End Date must be NULL or after Title 1 Start Date.</li> <li>◦ If the Enrollment is part of a "ZZZ" chain of enrollments, reports the <b>Enrollment End Date</b> from the <b>LAST</b> enrollment in the "ZZZ" chain. <ul style="list-style-type: none"> <li>▪ See the <a href="#">"ZZZ" article</a> for more information on specific logic.</li> </ul> </li> </ul> </li> <li>• <b>Enrollment Start Date</b> <ul style="list-style-type: none"> <li>◦ Title 1 End Date must be after the Enrollment Start Date.</li> <li>◦ If the Enrollment is part of a "ZZZ" chain of enrollments, uses the <b>Enrollment Start Date</b> from the <b>FIRST</b> enrollment in the "ZZZ" chain. <ul style="list-style-type: none"> <li>▪ See the <a href="#">"ZZZ" article</a> for more information on specific logic.</li> </ul> </li> </ul> </li> </ul> <p><b>Notes:</b></p> <ul style="list-style-type: none"> <li>• Report the future nearest instructional date if the calculated date is not an instructional day. <ul style="list-style-type: none"> <li>◦ Example: <ul style="list-style-type: none"> <li>▪ 10/13/2023 is the calculated date. This is not an instructional day.</li> <li>▪ 10/14/2023 is not an instructional day.</li> <li>▪ 10/15/2023 <b>IS</b> an instructional day.</li> <li>▪ We would report 10/15/2023.</li> </ul> </li> </ul> </li> </ul>	M	Title 1 Enrollments	Title1 . startDate  Enrollment . startDate	
---	-------------------------	--	---	------------------------	--	---

5	endDate (date)	<p><i>The month, day, and year on which the student exited the program or stopped receiving services.</i></p> <hr/> <p>Report the earliest of the following dates:</p> <ul style="list-style-type: none"> <li>Title 1 End Date</li> <li>Enrollment End Date <ul style="list-style-type: none"> <li>If the Enrollment is part of a "ZZZ" chain of enrollments, reports the <b>Enrollment End Date</b> from the <b>LAST</b> enrollment in the "ZZZ" chain. <ul style="list-style-type: none"> <li>See the <a href="#">"ZZZ" article</a> for more information on specific logic.</li> </ul> </li> </ul> </li> <li>Last Instructional Day of the Calendar</li> </ul> <p><b>Notes:</b></p> <ul style="list-style-type: none"> <li>Report the past nearest instructional date if the calculated date is not an instructional day. <ul style="list-style-type: none"> <li>Example: <ul style="list-style-type: none"> <li>2/13/2023 is the calculated date. This is not an instructional day.</li> <li>2/12/2023 is not an instructional day.</li> <li>2/11/2023 <b>IS</b> an instructional day.</li> <li>We would report 2/11/2023.</li> </ul> </li> </ul> </li> <li>The reported endDate should never be before the reported startDate. If you encounter a situation where this is occurring, double-check your data. If the data looks good, contact Campus Support.</li> </ul>	C	Title 1 Enrollments	Title1 . endDate  Enrollment . endDate	
6	participationStatus	This is optional, does not report.	O	N/A	N/A	N/A
7	programParticipationStatuses	This is optional, does not report.	O	N/A	N/A	N/A

8	reasonExitedDescriptor	This is optional, does not report.	O	N/A	N/A	N/A
9	servedOutsideOfRegularSession	This is optional, does not report.	O	N/A	N/A	N/A
10	services	This is optional, does not report.	O	N/A	N/A	N/A

## Appendix