





Release Notes

Release 102, November 13, 2025



Wurk is a continually improving and evolving application. As part of our commitment to full transparency, we provide release notes that summarize the latest enhancements to Wurk functionality and usability.

Contents

Highlights From This Release 	3
Tax Forms.....	3
Web-Based W-4 Forms	3
API	3
Deprecation of v1 Login Endpoint	3
Reports	3
Visual Refresh of Reports: Freeze Report Columns	3
Payroll.....	4
Web-Based W-4 Forms 	4
TLM.....	4
Group Punch	4
Auto Payout Column added to Accruals Widget	4
Personal Accrual Schedule Update	5
Cost Center Limit List Update.....	5
Points	5
Scheduler	5
Half Shift ESS message	5
HR	5
Forms	5
Reporting	6
Employee Profiles: Employment length incorrect when hire date is in the future	6



Release Notes

Applicant Tracking	6
Recruitment: Application "Resume Format Not Supported" - .docx	6
Schoox Learning	6
Training Notification Links Update	6
Curricula Assignment in Wurk now Supported	8
Cross Product	9
New and Updated REST APIs for This Release	9
Deprecation of v1 Login Endpoint 	9
Security and Authentication	9
Authentication and Authorization: Open Authorization Updates	9
Mobile Application	10
Mobile App: Log in with Google iOS	10
Reports & Charts	10
Visual Refresh of Reports: Freeze Report Columns 	10
New Report Export Option: CSV Format Without Quote Marks	10



Release Notes

Highlights From This Release

Tax Forms

Web-Based W-4 Forms

We transformed our existing PDF-based W-4 State Withholding Forms into a modern, responsive web format, making it faster, easier, and more intuitive for employees to complete their tax withholding information and for administrators to validate and process.

API

Deprecation of v1 Login Endpoint

The v1 Login endpoint is now deprecated in the API documentation and response headers. Clients should use the v2 endpoint with OAuth (Open Authorization) for authentication. The API documentation includes the deprecation policy and links to the Authentication and Security page with instructions for setting up OAuth. Deprecation date is November 25th, 2025.

Reports

Visual Refresh of Reports: Freeze Report Columns

As part of the Wurk UI Modernization, users now have the ability to "freeze" report columns in responsive reports. This functionality allows users to scroll laterally in a report while still viewing select columns.



Release Notes

Payroll

Web-Based W-4 Forms

We transformed our existing PDF-based W-4 State Withholding Forms into a modern, responsive web format, making it faster, easier, and more intuitive for employees to complete their tax withholding information and for administrators to validate and process.

The new web-based format is available starting 2025; for prior years, the classic PDF view is available.

Key Highlights:

- Modern, user-friendly design: Simplified navigation and a clean layout for faster form completion
- Dynamic fields: Collapse or expand sections to view what's relevant
- Real-time validation: Get instant feedback on entries to help prevent common errors
- Mobile-optimized: Easily complete or process a W-4 from your phone or tablet
- Compliant: Download in PDF format for printing and sending to the Department of Revenue

TLM

Group Punch

Manager can mass punch in or out for multiple EEs at once.

- Access via the menu > Team > Time > Timesheets
 - This feature is not available on mobile.

Auto Payout Column added to Accruals Widget

You may now have an Auto Payout Balance column display in the Employee Profile, Accruals widget. This column displays the amount of the payout.

For more information on how to enable this, please contact Wurk Support.



Release Notes

Personal Accrual Schedule Update

The personal accrual schedule did not function like the grant rules when it comes to granting amounts at the different tenure levels. Now, the personal schedule follows the Accrual Period definition for the accrual policy, allowing users to define the tenure and amounts along with the Grant Period frequency, if they need to be different than the accrual policy and need to override.

Cost Center Limit List Update.

Can now choose multiple roots of CC tree and exclude subtrees (previously all subtree options were available).

Points

Diagnostic Info column added to Points report. Will help identify which specific rule ran to trigger the Points Balance change.

Scheduler

Half Shift ESS message

When half shift requests are allowed for Open Shifts and Coverage Requests, scheduled lunch breaks are removed and a message indicating that is displayed for the user. Though defined lunch breaks are removed, the half shifts could still include a lunch break (while not defined in the shift) based on state laws that require breaks. Therefore, with this enhancement, the message stating "Half shifts do not include a lunch break" has been removed.

HR

Forms

Form I-9

Form I-9 is now available in Spanish for users who have set their locale to Spanish.



Release Notes

E-Verify

A new **Resend MOU Email** button is available on the E-Verify product configuration page. As an administrator, you can select the button to receive the Memorandum of Understanding (MOU) from E-Verify and complete your registration. You can use this option during initial employer registration or when company changes require a new MOU.

Additional Resources

For detailed information on the user experience, refer to the Form I-9 and E-Verify User Guide in the **HR & Talent** tile of the Online Documentation site home page.

Reporting

Employee Profiles: Employment length incorrect when hire date is in the future

When an employee had a hire date in the future, the system calculated the employment length as a positive value from the current date to the future hire date, e.g., when the hire date is set to 10/1/2025, and today is 9/15/25, the employee showed an employment length of 17 days. This has been fixed, and the system will now calculate employment length correctly when the hire date is in the future.

Applicant Tracking

Recruitment: Application "Resume Format Not Supported" - .docx

When users viewed the Job Applications, the resume widget sometimes showed an error message of "Resume Format Not Supported"; however, it showed as .docx in the applicant's documents and could be downloaded from there. This has been fixed, and when users try to preview a corrupted or ill-formatted .docx file they will now be able to download or replace the file.

Schoox Learning

Training Notification Links Update

Users can now open notification links and sign in **using their Würk credentials**; after sign-in (if needed), they're taken straight to the right page in the Schoox platform.

- Works on web and mobile for all customers.
- No separate login or admin setup required.



Release Notes

Issue addressed

Notification links often stopped at a login that Würk users couldn't complete, causing missed updates and delays.

What we've done

- Enabled a seamless flow: **use Würk credentials** to sign in (only if not already) → get **auto-redirected** to the exact page in Learning.
- Made the experience consistent across web and mobile and for all customer types.
- If you are already logged into learning either on web or on mobile application, you would be directly taken to your learning academy without being asked to log in.

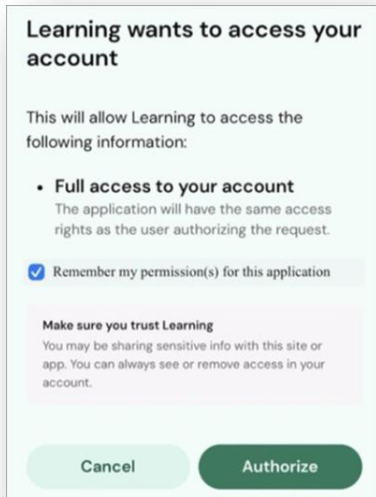
Step 1: Use your existing Würk credentials to log in.

A screenshot of a login form titled "Welcome back" in blue. Below the title is a timestamp "6:29 PM (CEST)" in a light gray box. The form has two input fields: "Username" with the placeholder text "username" and "Password" with masked characters "*****". To the right of the password field is an eye icon. At the bottom is a blue "Sign in" button.

Step 2: Select **Authorize**.



Release Notes



Note: This functionality will be available for all customers starting 21 November 2025.

Curricula Assignment in Wurk now Supported

Issue addressed

Previously, when a Schoox Admin or Manager tried to assign curricula from within Wurk, they were not able to assign it. Curricula (collections of courses that form learning paths) were not supported in Wurk, though individual course assignments were.

What we've done

We added support for assigning curricula directly within Wurk. Schoox Admins and Managers can now manage employee learning paths without encountering errors.

We also added a **Type** field to report look-up lists. When viewing courses or trainings in a look-up list, the Type field shows whether an item is a course or a curriculum.

- For courses, the **Type** field displays Course
- For curricula, the **Type** field displays Curricula
- The **Type** field also appears for historical records



Release Notes

Cross Product

New and Updated REST APIs for This Release

Deprecation of v1 Login Endpoint

The v1 Login endpoint is now deprecated in the API documentation and response headers. You should use the v2 endpoint with OAuth (Open Authorization) for authentication. The API documentation includes the deprecation policy and links to the Authentication and Security page with instructions for setting up OAuth. Deprecation date is November 25th, 2025.

Security and Authentication

Authentication and Authorization: Open Authorization Updates

Admin and User Authorization Controls

Administrators can now revoke authorization grants on behalf of users, improving control and security. Each authorized application includes a Revoke option with confirmation, audit logging, and immediate token invalidation. The administrator's privileges are verified, and the status of the authorization grant is updated to revoked (or an equivalent inactive status). A new High Authorization level security permission governs this capability.

A new option to Remember my permission(s) for this application on the Authorization screen allows users to save future authorization grants after consent, simplifying repeat access. The created grant record accurately reflects the User ID, Client ID, and the exact scopes that were authorized. The grant status is set to active upon creation, and the grant time stamp is recorded accurately.

Authorized Applications widgets are now included in both the Employee Profile and the System Admin views. Active third- party authorizations display, including application names, scopes, and grant date, providing better visibility and management across the organization. A list of all active authorization grants associated with the logged-in user display.

When you successfully authorize a third-party application, the record of that authorization is retained permanently.

Impact

Enhances transparency, strengthens security, and simplifies authorization management for both admins and users



Release Notes

Mobile Application

Mobile App: Log in with Google iOS

iOS users can now switch Google accounts if an error occurs with the originally selected account. If no error occurs, the **Sign in with Google** process proceeds and users are signed in immediately without being prompted to choose an account.

Impact

Improves the user experience and reduces login friction by allowing quick account recovery in case of sign-in issues.

Reports & Charts

Visual Refresh of Reports: Freeze Report Columns

As part of the Wurk UI Modernization, users now have the ability to "freeze" report columns in responsive reports. This functionality allows users to scroll laterally in a report while still viewing select columns.

Note: *This only applies to responsive reports, and is not available in the mobile app*

Users can pin up to five columns in a responsive report. When a column is pinned in a report, the column will appear on the left side of the report and be stationary when a user scrolls laterally in the report.

To pin a column, select the column actions down arrow and choose **Pin** in the drop-down menu. To unpin a column, select the column actions down arrow and choose **Unpin**.

New Report Export Option: CSV Format Without Quote Marks

Users can now export reports using a new file type: CSV (No Quote Marks). This export file format removes the quotation marks that normally appear around each value in CSV files but keeps the commas that separate each value.

This new export file format is available for these report functions:



Release Notes

- Export
- Schedule report > Send to my completed reports > Export
- Schedule report > Send to delivery destination
- Email Schedule

There are some considerations to keep in mind when using this file format:

- Data that includes commas inside a field may not be displayed correctly in some programs, such as Excel. For example:
 - Text fields with commas can split into multiple columns.
 - Numeric or currency values that use commas as group or decimal separators may show incorrectly.
- Single quote marks inside a value may cause data alignment issues.
- Users can still include quotation marks in the report values. This format removes the quotation marks the export process normally adds around values.