









































Common Icons You'll See in Würk

Icon	Function	Icon	Function
	Main Menu <i>Commonly referred to as the Hamburger Menu</i>		To-Do items or My Mailbox <i>Number of pending items will display over this icon</i>
	Pin Main Menu		Search or View History
	Go Back		Choose a date from a calendar popup
	Actions or More Actions		Employees
	View or Edit Item		Settings
	Select Item		Filter
	Expand Rows		View or Add Attachment(s)
	Contract Rows		Browse
	Refresh		Clear Field
	Enter Full Screen View		View Accrual Balances
	Exit Full Screen View		Open Timesheet
	Select or Deselect		Preview Timesheet
	Delete		View Data
	Exit		View Charts
	Add or Create		View Data and Charts

Icon	Function	Icon	Function
	View <i>or</i> Add Note		Select Columns
	More Information		Export
	Upload		Import
	Download		View Employee <i>or</i> Applicant
	Employee Quick Links and Actions		WurkConnect